

1 NORANDA STATION - LOCATION PLAN / SITE PLAN
SCALE 1 : 1000

PRELIMINARY ONLY
NOT FOR CONSTRUCTION

REFERENCE DESIGN

REV	DATE	AMENDMENT	DSN	DRN	CHK	APP
A	08.11.21	REFERENCE DESIGN	SK	NG	DO	
A02	30.09.21	ISSUED FOR RD-IDC	SK	NG	DO	
A01	06.08.21	ISSUED FOR INFORMATION	SK	NG	DO	

ORIG SIZE	SCALE
A1	1 : 1000

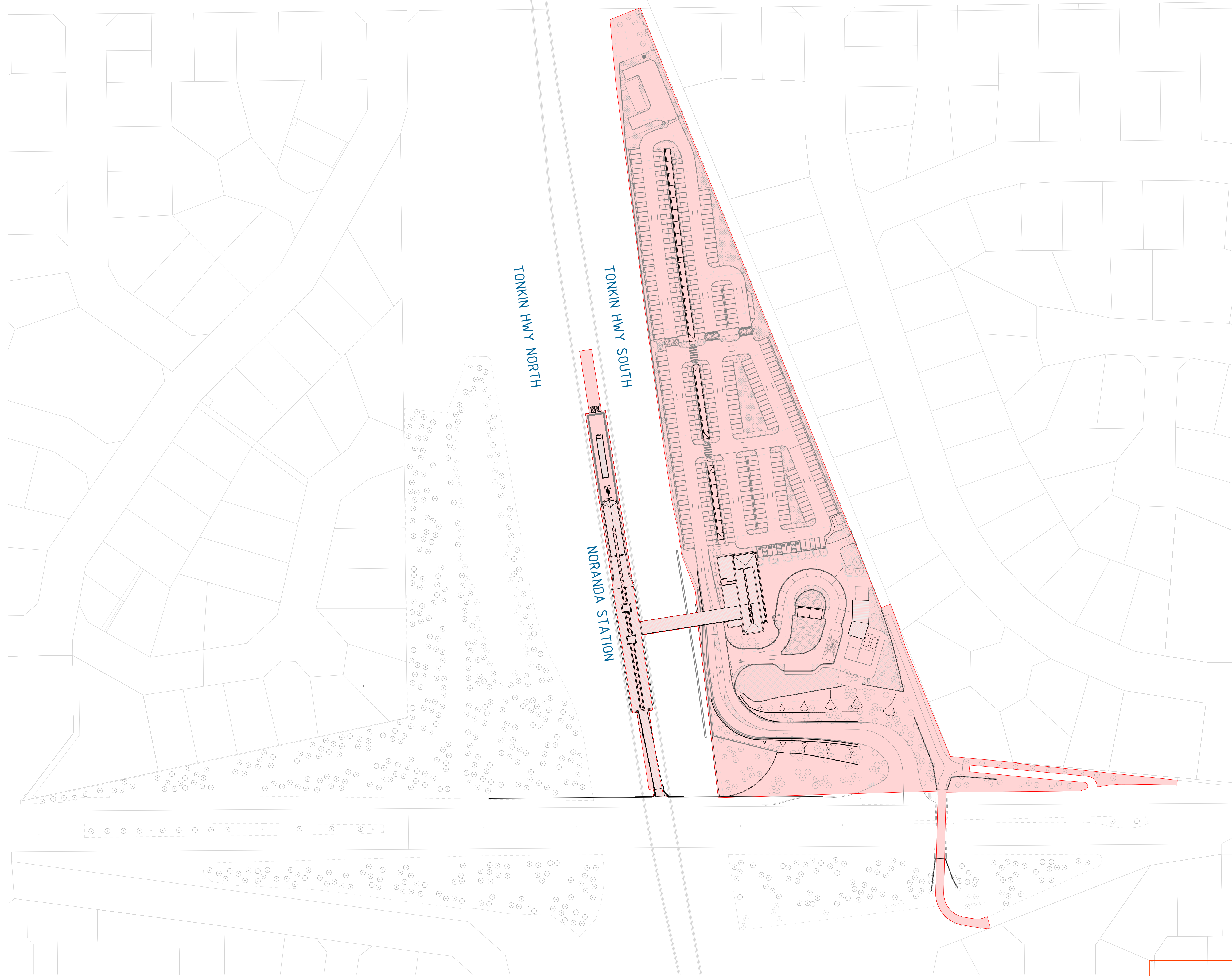

0 10 20 30 40 50 100mm
AT ORIGINAL PLOT SIZE

This document must not be copied without PTA's written permission, and the contents thereof must not be imparted to a third party nor be used for any unauthorised purpose.



REFERENCES	SCALE	DESIGNED
	1 : 1000 (@ A1)	S. KINGWELL
		DRAWN N.GRIME
		CHECKED D. O'BRIEN
	DATUM	APPROVED
	HORIZONTAL: PCG2020	Approver
	VERTICAL: AHD71	DATE 08.11.21

MORLEY ELLENBROOK LINE	
NORANDA STATION - ARCHITECTURAL	
OVERALL PLANS	
LOCATION PLAN	
PTA Drawing No: 25-A-286-AR0010	Rev: A



PRELIMINARY ONLY
NOT FOR CONSTRUCTION

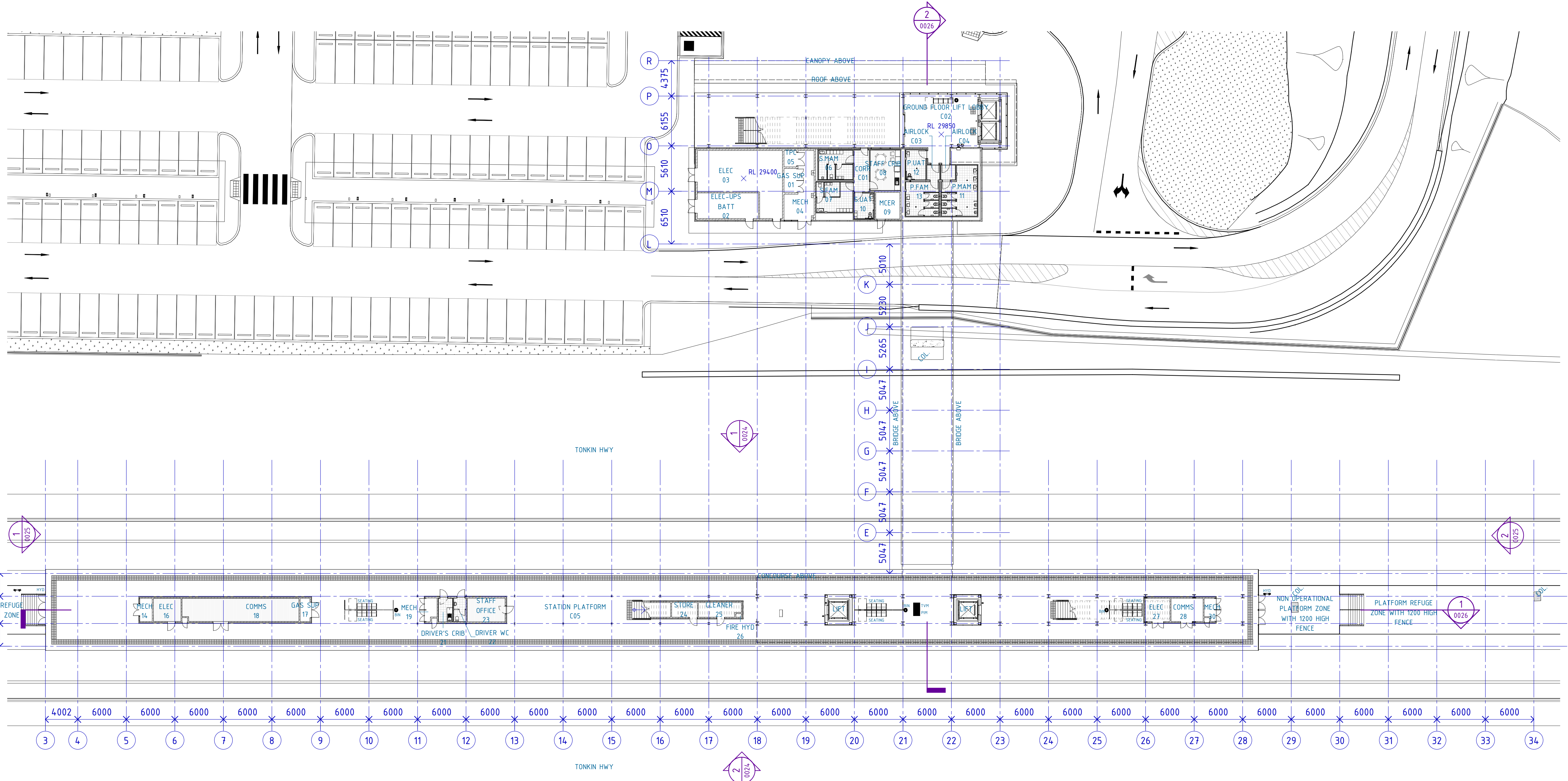
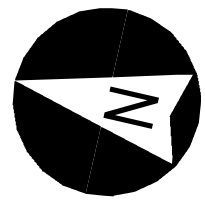
REFERENCE DESIGN

REV	DATE	AMENDMENT	DSN	DRN	CHK	APP
A	08.11.21	REFERENCE DESIGN	SK	NG	DO	
A01	30.09.21	ISSUED FOR RD-IDC	SK	NG	DO	
<p style="font-size: small;">This document must not be copied without PTA's written permission, and the contents thereof must not be imparted to a third party nor be used for any unauthorised purpose.</p>						



REFERENCES	SCALE 1 : 1000 (@ A1)	DESIGNED S. KINGWELL
	DATUM	DRAWN N. GRIME
	HORIZONTAL: PCG2020	CHECKED D. O'BRIEN
	VERTICAL: AHD71	APPROVED Approver
		DATE 08.11.21

	Government of Western Australia Public Transport Authority	MORLEY ELLENBROOK LINE
NORANDA STATION - ARCHITECTURAL		
OVERALL PLANS		
LIMIT OF WORKS PLAN		
PTA Drawing No: 25-A-286-AR0012		Rev: A



1 OVERALL PLATFORM PLAN
SCALE 1 : 250

PRELIMINARY ONLY
NOT FOR CONSTRUCTION

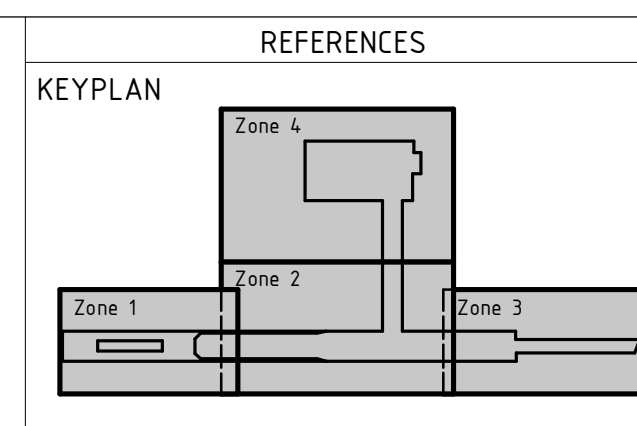
REFERENCE DESIGN

MORLEY ELLENBROOK LINE
NORANDA STATION - ARCHITECTURAL
STATION OVERALL PLAN
PLATFORM LEVEL
 PTA Drawing No: 25-A-286-AR0015 Rev: A

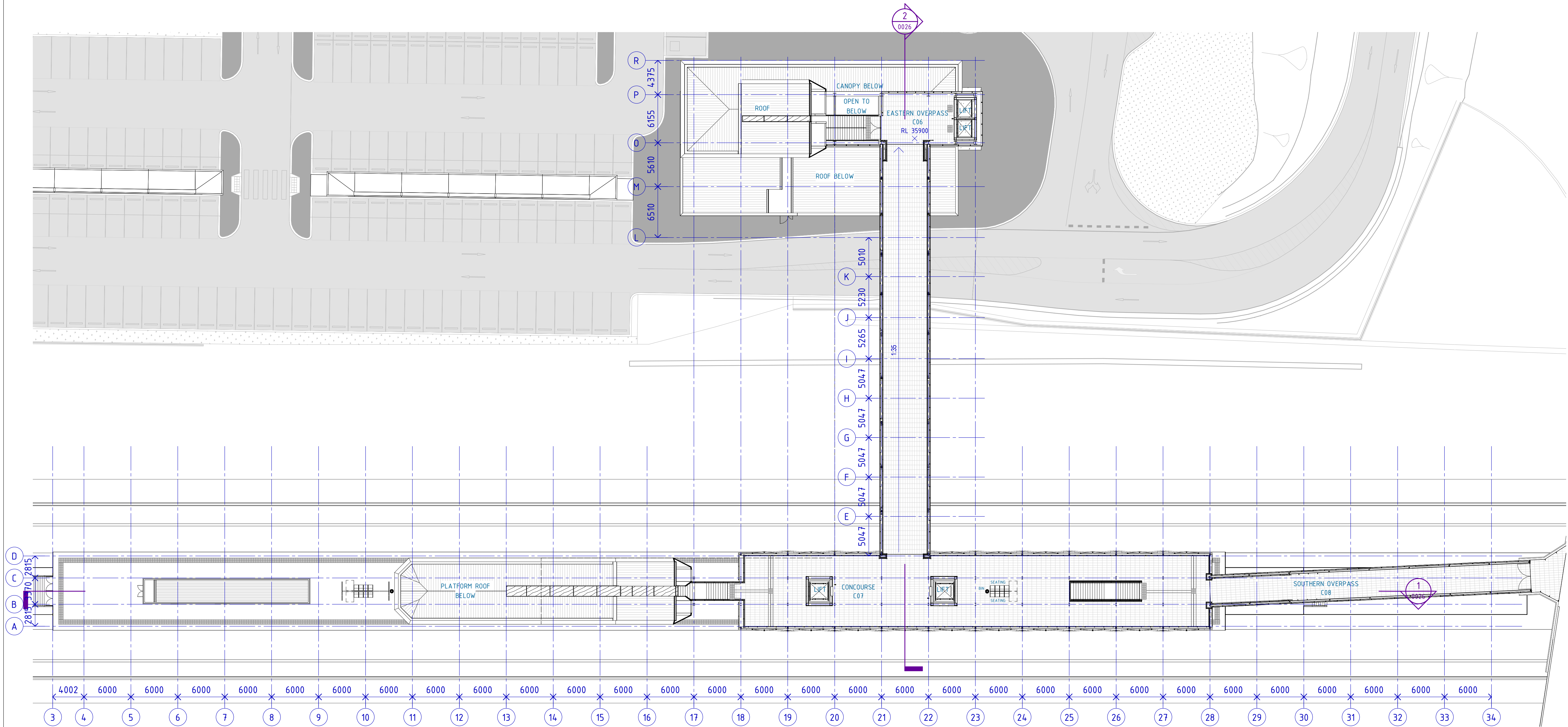
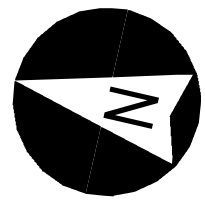
REV	DATE	AMENDMENT	DSN	DRN	CHK	APP
A	08.11.21	REFERENCE DESIGN	SK	NG	DO	
A02	30.09.21	ISSUED FOR RD-IDC	SK	NG	DO	
A01	06.08.21	ISSUED FOR INFORMATION	SK	NG	DO	

ORIG SIZE	AT ORIGINAL PLOT SIZE
A1	

This document must not be copied without PTA's written permission, and the contents thereof must not be imparted to a third party nor be used for any unauthorised purpose.




SCALE	1 : 250 (@ A1)
DATUM	
HORIZONTAL:	PCG2020
VERTICAL:	AHD71
DESIGNED	S. KINGWELL
DRAWN	N. GRIME
CHECKED	D. O'BRIEN
APPROVED	Approver
DATE	08.11.21



1 OVERALL CONCOURSE PLAN
SCALE 1 : 250

PRELIMINARY ONLY
NOT FOR CONSTRUCTION

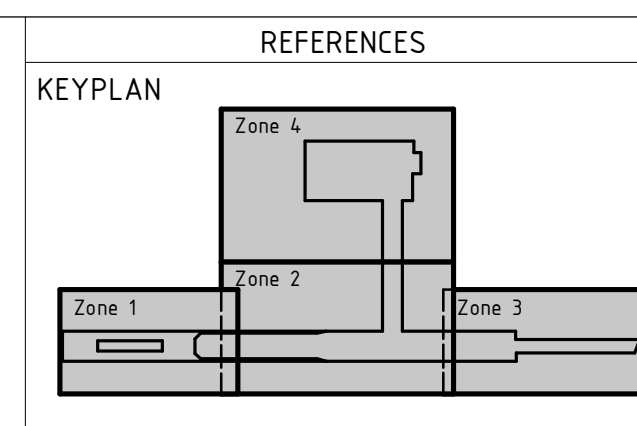
REFERENCE DESIGN


MORLEY ELLENBROOK LINE
NORANDA STATION - ARCHITECTURAL
STATION OVERALL PLAN
CONCOURSE LEVEL
 PTA Drawing No: 25-A-286-AR0016 Rev: A

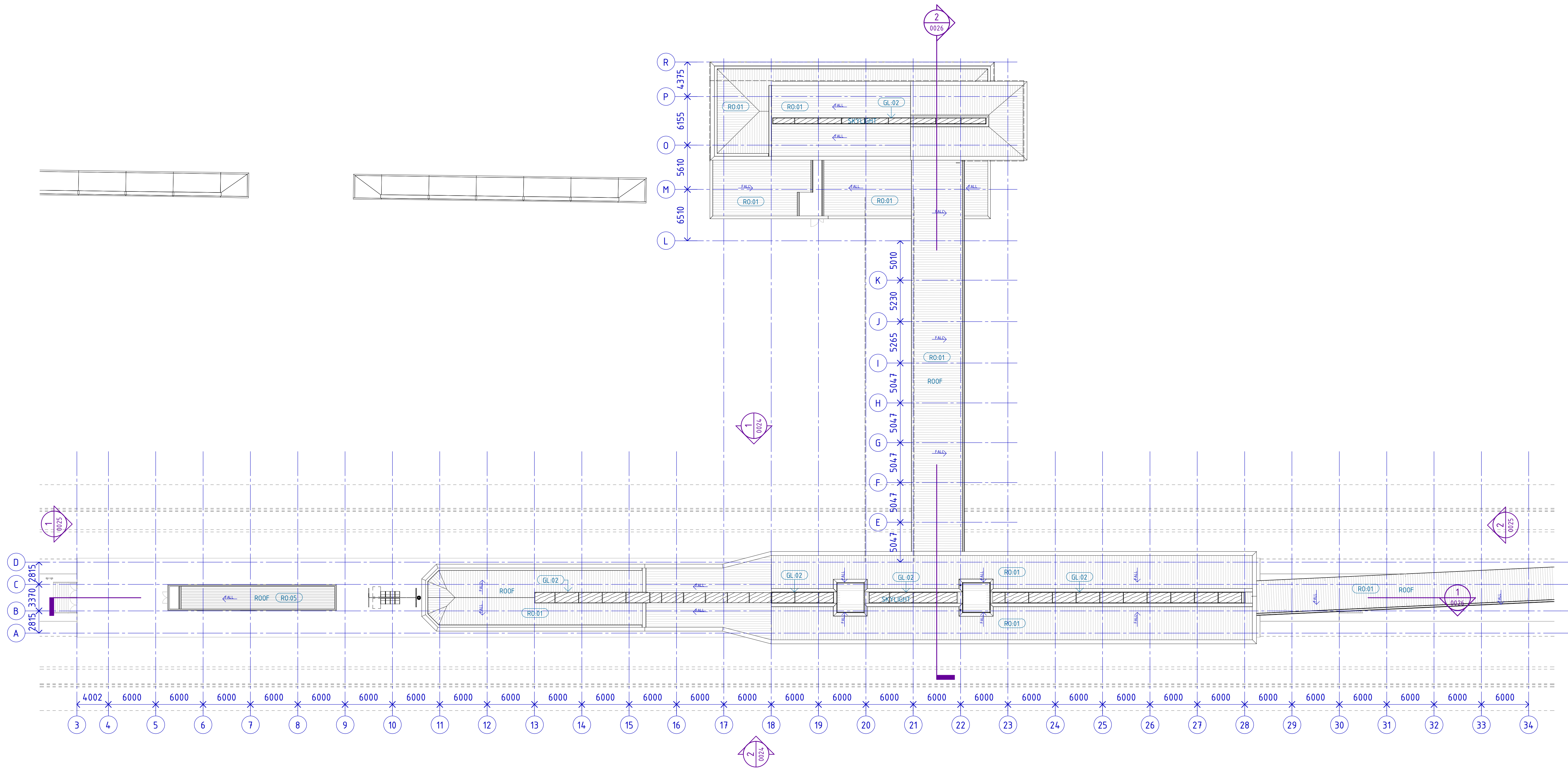
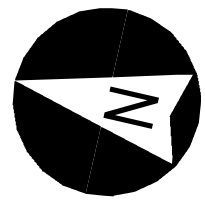
REV	DATE	AMENDMENT	DSN	DRN	CHK	APP
A	08.11.21	REFERENCE DESIGN	SK	NG	DO	
A02	30.09.21	ISSUED FOR RD-IDC	SK	NG	DO	
A01	06.08.21	ISSUED FOR INFORMATION	SK	NG	DO	

ORIG SIZE	SCALE	AT ORIGINAL PLOT SIZE
A1	1 : 250	

This document must not be copied without PTA's written permission, and the contents thereof must not be imparted to a third party nor be used for any unauthorised purpose.



SCALE	DESIGNED
1 : 250 (@ A1)	S. KINGWELL
DATUM	DRAWN
HORIZONTAL: PCG2020 VERTICAL: AHD71	N. GRIME
APPROVED	CHECKED
Approver	D. O'BRIEN
DATE	
08.11.21	

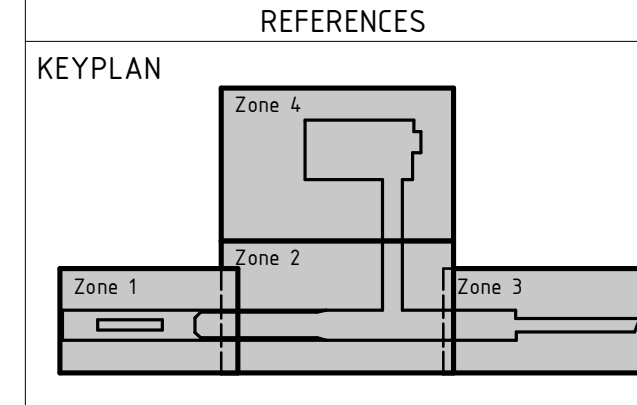


1 OVERALL ROOF PLAN
SCALE 1 : 250

PRELIMINARY ONLY
NOT FOR CONSTRUCTION

REFERENCE DESIGN

REV	DATE	AMENDMENT	DSN	DRN	CHK	APP
A	08.11.21	REFERENCE DESIGN	SK	NG	DO	
A02	30.09.21	ISSUED FOR RD-IDC	SK	NG	DO	
A01	06.08.21	ISSUED FOR INFORMATION	SK	NG	DO	
ORIG SIZE	A1		AT ORIGINAL PLOT SIZE			



SCALE
1 : 250 (@ A1)

DATUM
HORIZONTAL: PCG2020
VERTICAL: AHD71

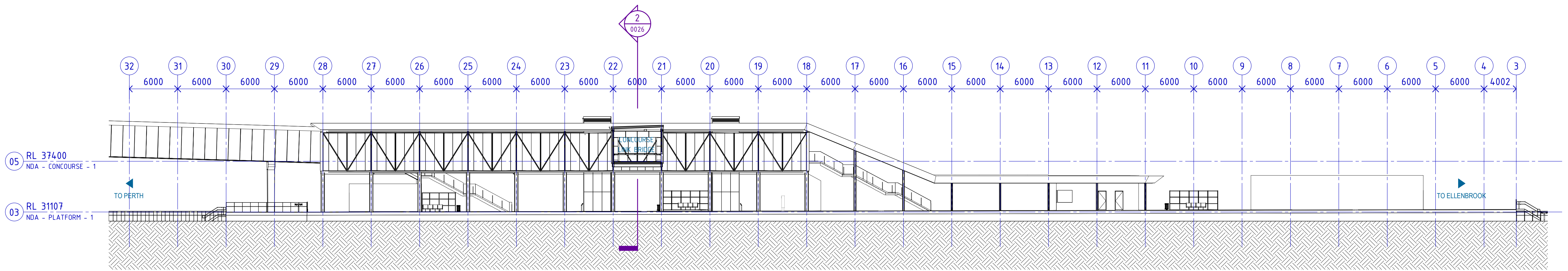
DESIGNED S. KINGWELL
DRAWN N. GRIME
CHECKED D. OBRIEN
APPROVED Approver
DATE 08.11.21

Government of Western Australia
Public Transport Authority

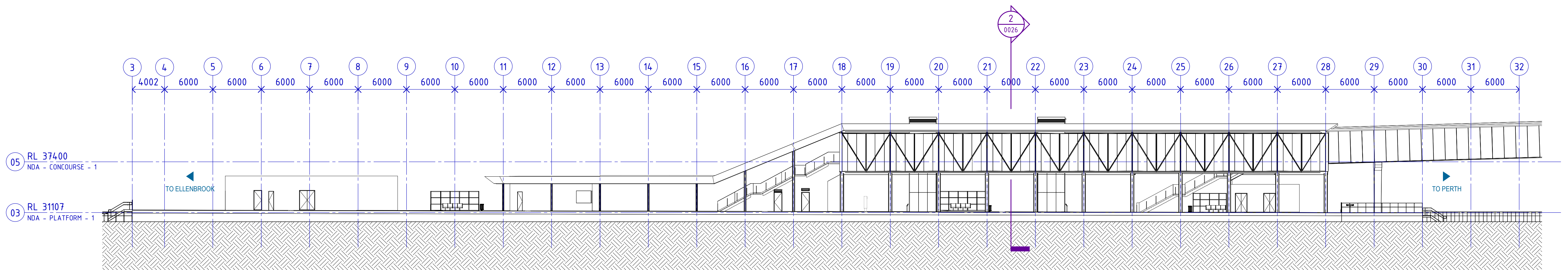
MORLEY ELLENBROOK LINE

NORANDA STATION - ARCHITECTURAL
STATION OVERALL PLAN
ROOF

PTA Drawing No: 25-A-286-AR0017 Rev: A



1 OVERALL ELEVATION 01
SCALE 1 : 250



2 OVERALL ELEVATION 02
SCALE 1 : 250

PRELIMINARY ONLY
NOT FOR CONSTRUCTION

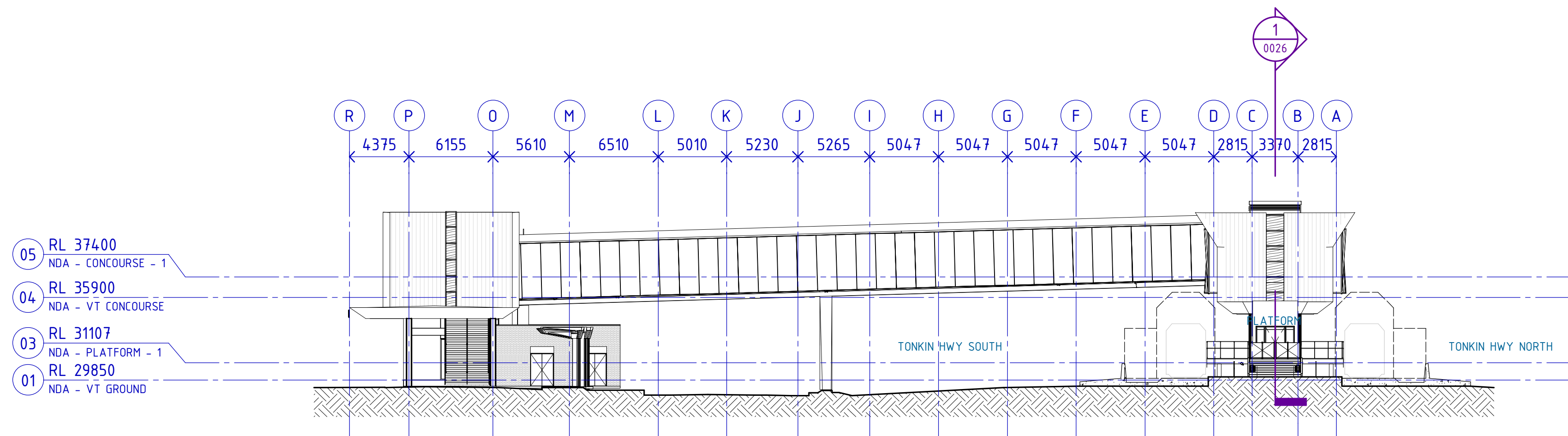
REFERENCE DESIGN

REV	DATE	AMENDMENT	DSN	DRN	CHK	APP
A	08.11.21	REFERENCE DESIGN	SK	NG	DO	
A01	30.09.21	ISSUED FOR RD-IDC	SK	NG	DO	
ORIG SIZE	0 10 20 30 40 50 100mm		This document must not be copied without PTA's written permission, and the contents thereof must not be imparted to a third party nor be used for any unauthorised purpose.			
A1	AT ORIGINAL PLOT SIZE					

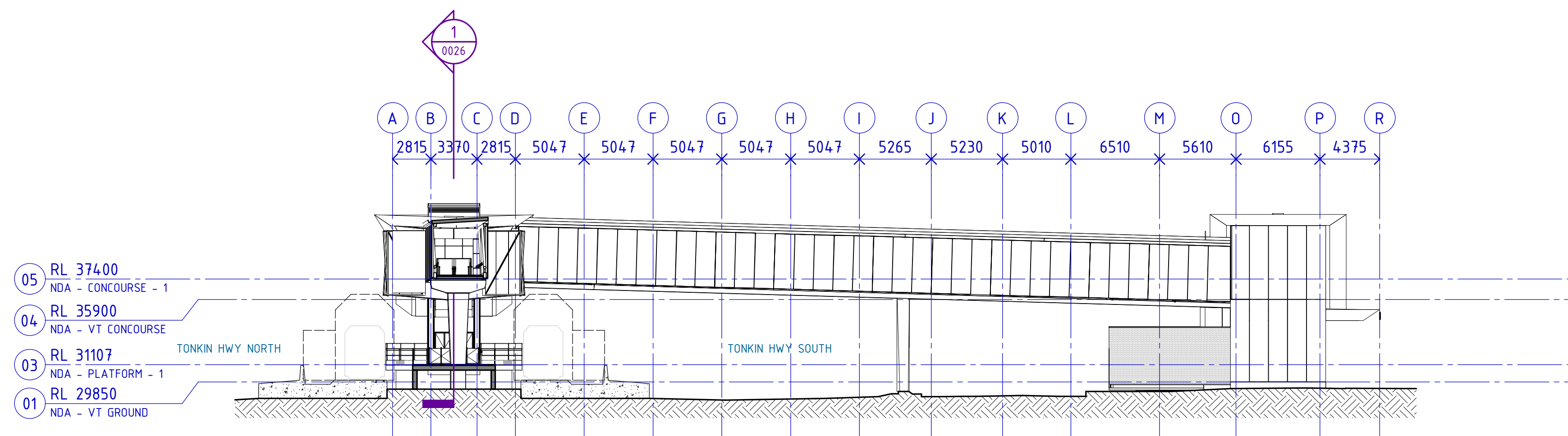


REFERENCES	SCALE 1 : 250 (@ A1)	DESIGNED S. KINGWELL
	DATUM HORIZONTAL: PCG2020 VERTICAL: AHD71	DRAWN N. GRIME
		CHECKED D. O'BRIEN
		APPROVED Approver
		DATE 08.11.21

Government of Western Australia Public Transport Authority	MORLEY ELLENBROOK LINE
NORANDA STATION - ARCHITECTURAL OVERALL ELEVATIONS STATION ELEVATION - SHEET 1	
PTA Drawing No: 25-A-286-AR0024	Rev: A



1 OVERALL ELEVATION 03
SCALE 1 : 250



2 OVERALL ELEVATION 04
SCALE 1 : 250

PRELIMINARY ONLY
NOT FOR CONSTRUCTION

REFERENCE DESIGN

		MORLEY ELLENBROOK LINE	
NORANDA STATION - ARCHITECTURAL			
OVERALL ELEVATIONS			
STATION ELEVATION - SHEET 2			
PTA Drawing No: 25-A-286-AR0025			Rev: A

REV	DATE	AMENDMENT	DSN	DRN	CHK	APP
A	08.11.21	REFERENCE DESIGN	SK	NG	DO	
A01	30.09.21	ISSUED FOR RD-IDC	SK	NG	DO	

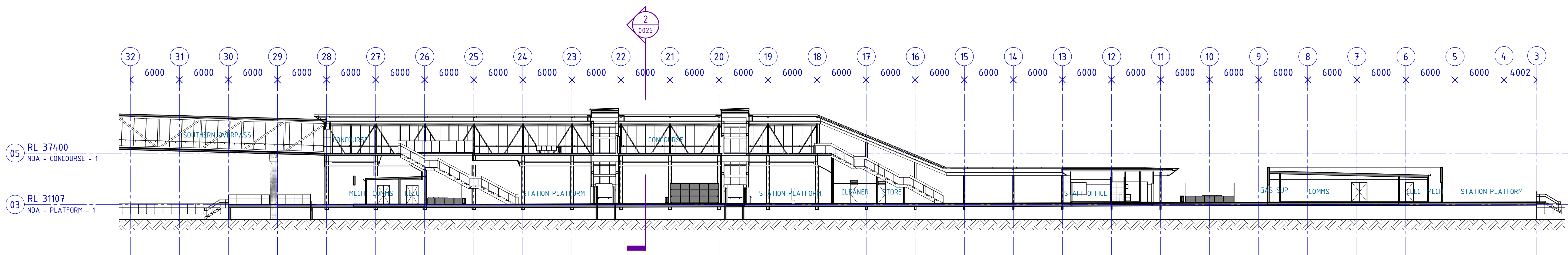
ORIG SIZE **A1** AT ORIGINAL PLOT SIZE

0 10 20 30 40 50 100mm

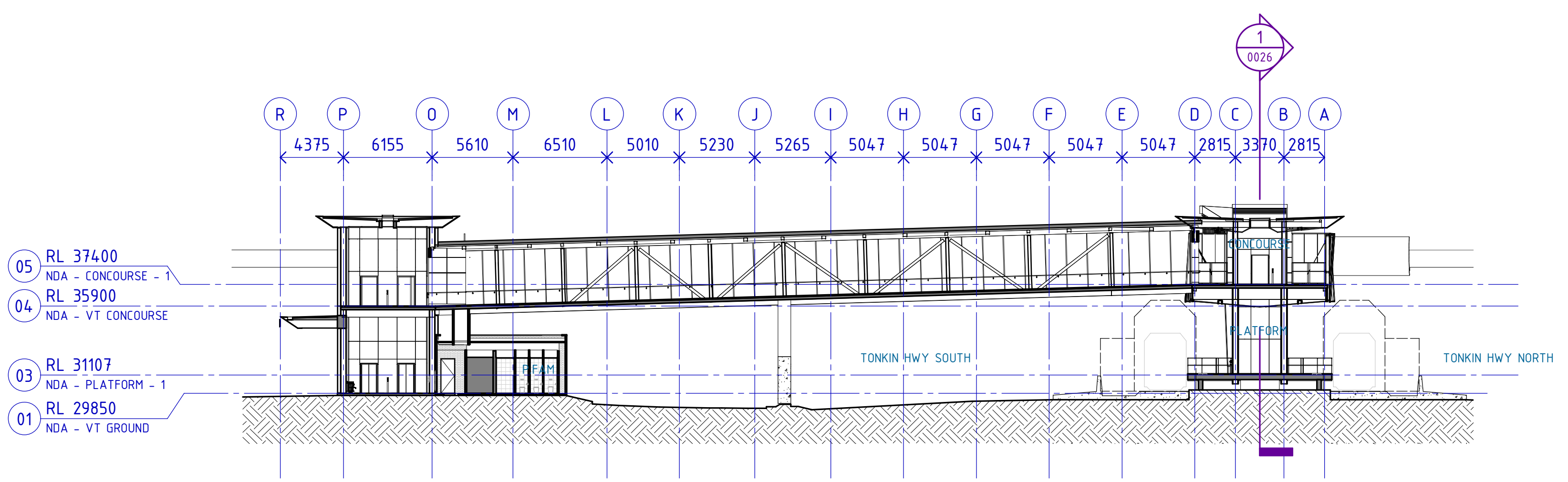
This document must not be copied without PTA's written permission, and the contents thereof must not be imparted to a third party nor be used for any unauthorised purpose.



REFERENCES	SCALE 1 : 250 (@ A1)	DESIGNED S. KINGWELL
	DATUM	DRAWN N. GRIME
	HORIZONTAL: PCG2020	CHECKED D. O'BRIEN
	VERTICAL: AHD71	APPROVED Approver
		DATE 08.11.21



1 OVERALL SECTION 01
SCALE 1 : 250



2 OVERALL SECTION 02
SCALE 1 : 250

PRELIMINARY ONLY
NOT FOR CONSTRUCTION

REFERENCE DESIGN

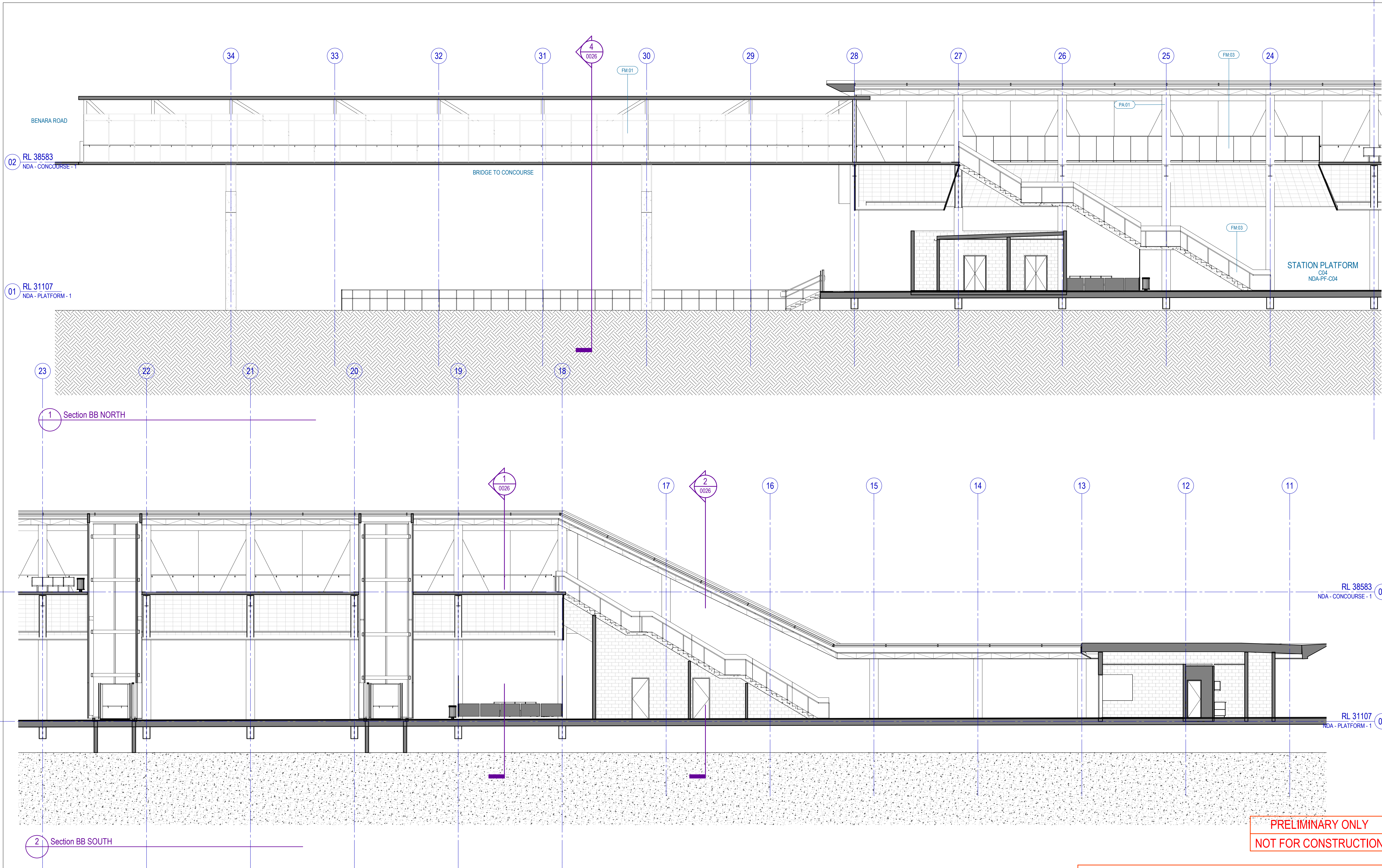
REV	DATE	AMENDMENT	DSN	DRN	CHK	APP
A	08.11.21	REFERENCE DESIGN	SK	NG	DO	
A02	30.09.21	ISSUED FOR RD-IDC	SK	NG	DO	
A01	06.08.21	ISSUED FOR INFORMATION	SK	NG	DO	

ORIG SIZE	0 10 20 30 40 50 100mm	This document must not be copied without PTA's written permission, and the contents thereof must not be imparted to a third party nor be used for any unauthorised purpose.
A1	AT ORIGINAL PLOT SIZE	



REFERENCES	SCALE 1 : 250 (@ A1)	DESIGNED S. KINGWELL
	DATUM	DRAWN N. GRIME
	HORIZONTAL: PCG2020	CHECKED D. O'BRIEN
	VERTICAL: AHD71	APPROVED Approver
		DATE 08.11.21

Government of Western Australia Public Transport Authority	MORLEY ELLENBROOK LINE
NORANDA STATION - ARCHITECTURAL	
OVERALL SECTIONS	
SECTIONS - SHEET 1	
PTA Drawing No: 25-A-286-AR0026	Rev: A



REV	DATE	ISSUED FOR INFORMATION	SK	NG	DO
A01	06.08.21				
AMENDMENT			DSN	DRN	CHK
ORIG SIZE					APP
A1					

AT ORIGINAL PLOT SIZE

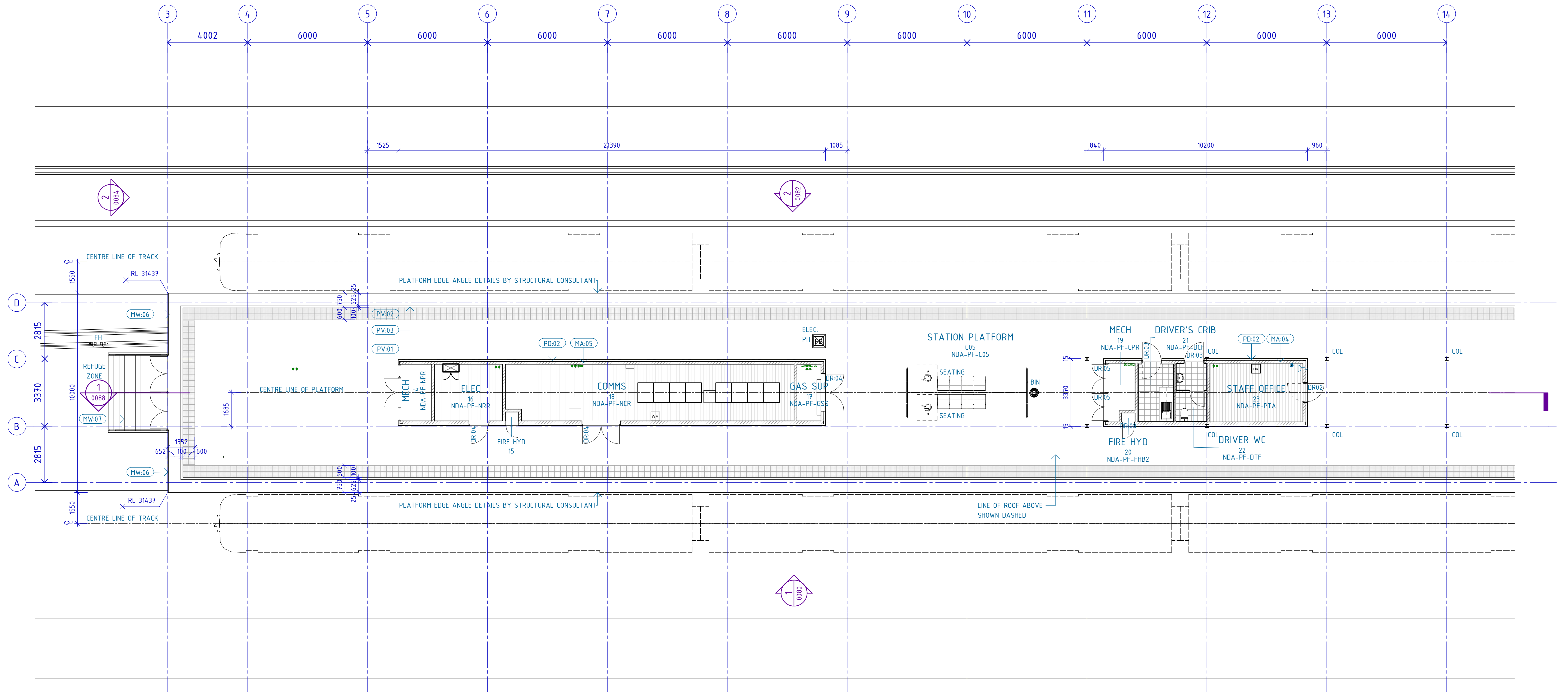
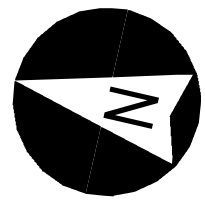
0 10 20 30 40 50 100mm

This document must not be copied without PTA's written permission, and the contents thereof must not be imparted to a third party nor be used for any unauthorised purpose.



REFERENCES	SCALE	DESIGNED
	1 : 100 (@ A1)	S. KINGWELL
	DATUM	DRAWN
	HORIZONTAL: PCG2020	N. GRIME
	VERTICAL: AHD71	CHECKED
		D. O'BRIEN
		APPROVED
		Approver
		DATE
		06.08.21

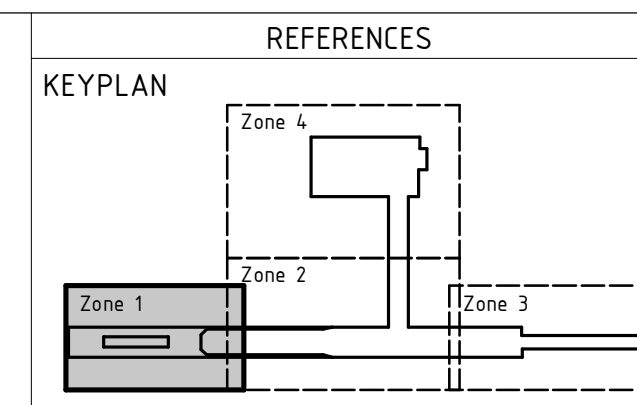
	MORLEY ELLENBROOK LINE
NORANDA STATION - ARCHITECTURE	
OVERALL SECTIONS	
SECTIONS - SHEET 2	
PTA Drawing No: 25-A-286-AR0027	Rev: A01



PRELIMINARY ONLY
NOT FOR CONSTRUCTION

REFERENCE DESIGN

REV	DATE	AMENDMENT	DSN	DRN	CHK	APP				
A	08.11.21	REFERENCE DESIGN	SK	NG	DO					
A02	30.09.21	ISSUED FOR RD-IDC	SK	NG	DO					
A01	06.08.21	ISSUED FOR INFORMATION	SK	NG	DO					
<p style="font-size: small;">This document must not be copied without PTA's written permission, and the contents thereof must not be imparted to a third party nor be used for any unauthorised purpose.</p>										

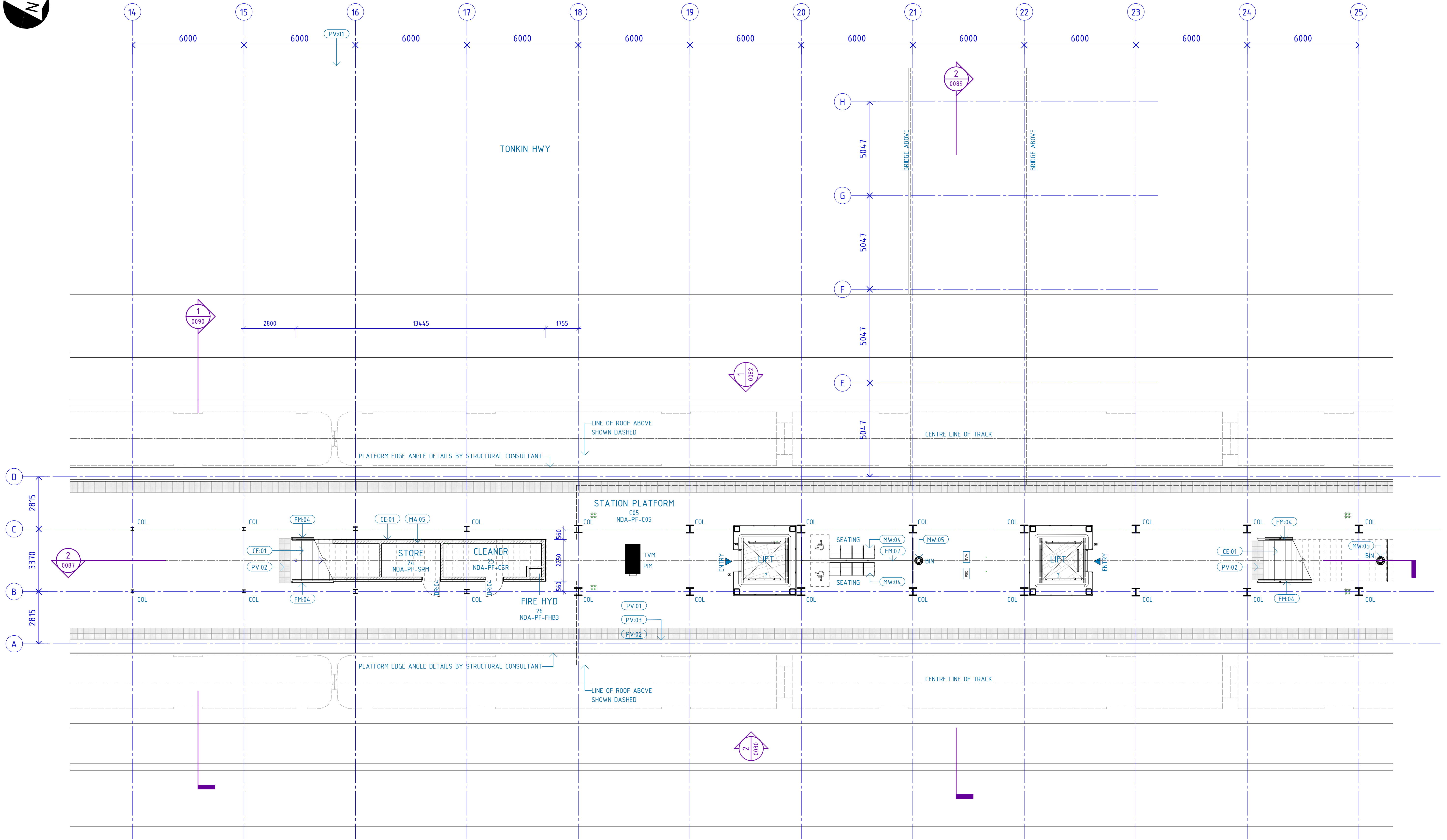
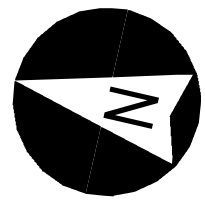


SCALE
1 : 100 (@ A1)

DATUM
HORIZONTAL: PCG2020
VERTICAL: AHD71

DESIGNED S.KINGWELL
DRAWN N.GRIME
CHECKED D.O'BRIEN
APPROVED Approver
DATE 08.11.21

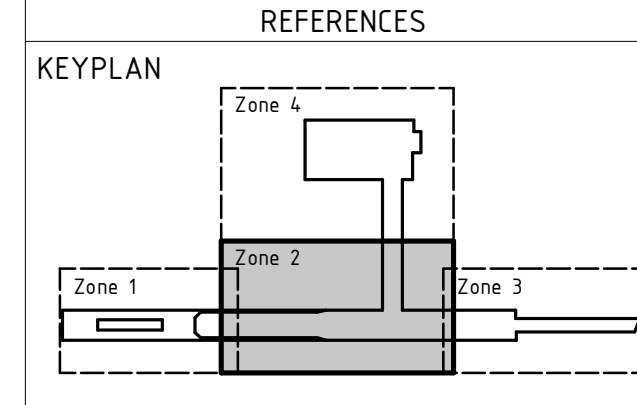
MORLEY ELLENBROOK LINE
NORANDA STATION - ARCHITECTURAL
GENERAL ARRANGEMENT FLOOR PLAN
PLATFORM LEVEL - SHEET 1
 PTA Drawing No: 25-A-286-AR0040 Rev: A



PRELIMINARY ONLY
NOT FOR CONSTRUCTION

REFERENCE DESIGN

REV	DATE	AMENDMENT	DSN	DRN	CHK	APP				
A	08.11.21	REFERENCE DESIGN	SK	NG	DO					
A02	30.09.21	ISSUED FOR RD-IDC	SK	NG	DO					
A01	06.08.21	ISSUED FOR INFORMATION	SK	NG	DO					
<p style="font-size: small;">This document must not be copied without PTA's written permission, and the contents thereof must not be imparted to a third party nor be used for any unauthorised purpose.</p>										



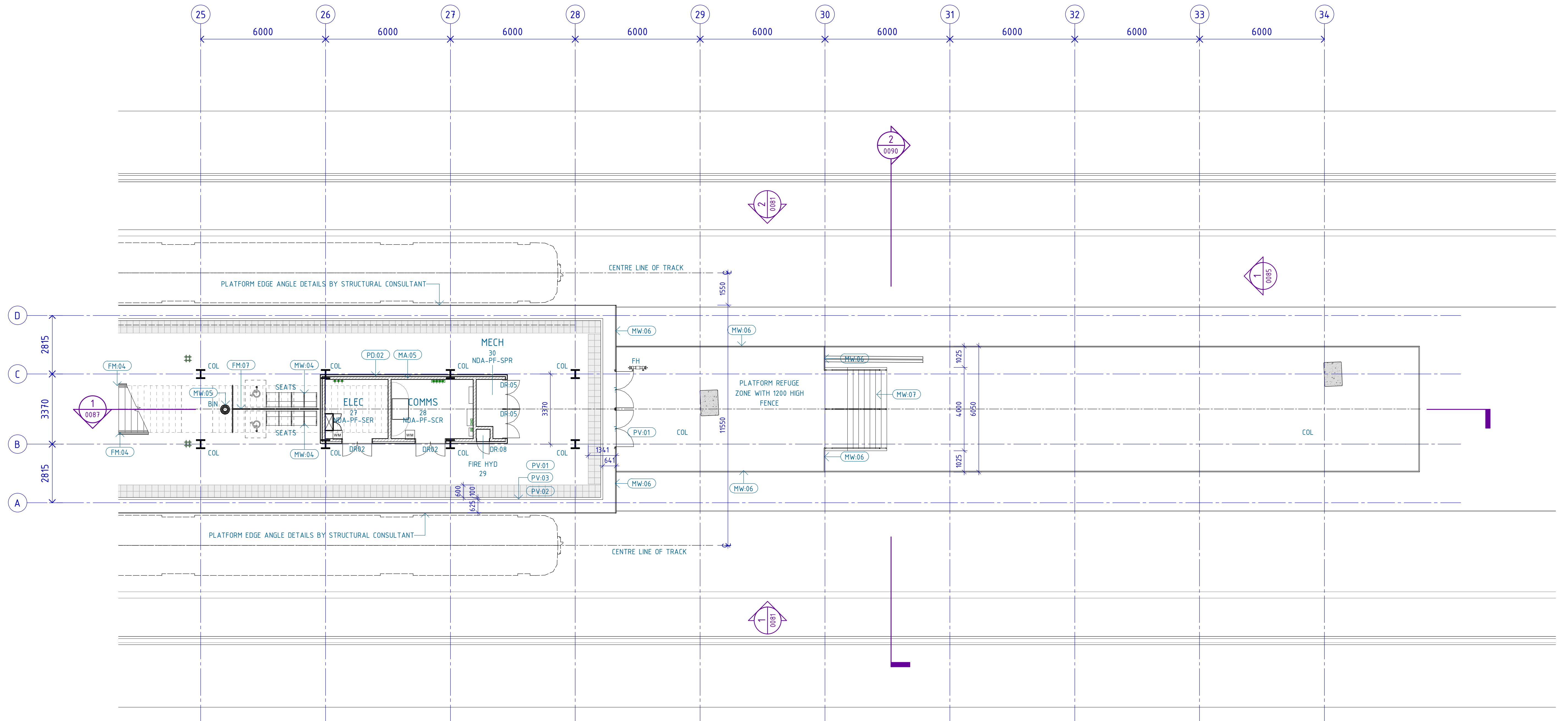
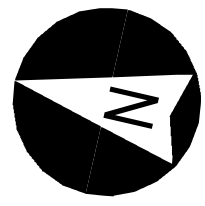
SCALE
1 : 100 (@ A1)

DATUM
HORIZONTAL: PCG2020
VERTICAL: AHD71

DESIGNED	S.KINGWELL
DRAWN	N.GRIME
CHECKED	D.O'BRIEN
APPROVED	Approver
DATE	08.11.21

MORLEY ELLENBROOK LINE

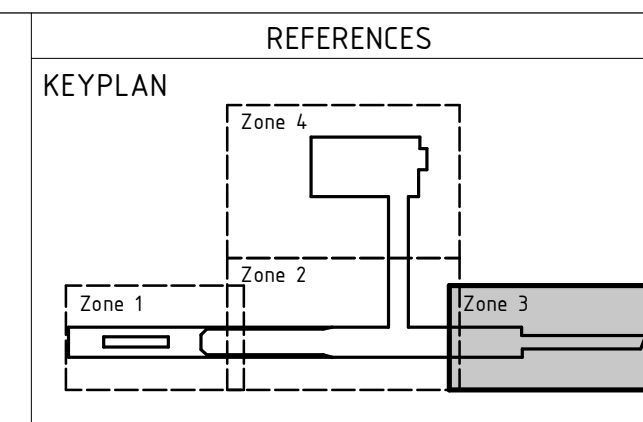
NORANDA STATION - ARCHITECTURAL
 GENERAL ARRANGEMENT FLOOR PLAN
 PLATFORM LEVEL - SHEET 2
 PTA Drawing No: 25-A-286-AR0041 Rev: A



PRELIMINARY ONLY
NOT FOR CONSTRUCTION

REFERENCE DESIGN

REV	DATE	AMENDMENT	DSN	DRN	CHK	APP				
A	08.11.21	REFERENCE DESIGN	SK	NG	DO					
A02	30.09.21	ISSUED FOR RD-IDC	SK	NG	DO					
A01	06.08.21	ISSUED FOR INFORMATION	SK	NG	DO					
<p style="font-size: small;">This document must not be copied without PTA's written permission, and the contents thereof must not be imparted to a third party nor be used for any unauthorised purpose.</p>										



SCALE
1 : 100 (@ A1)

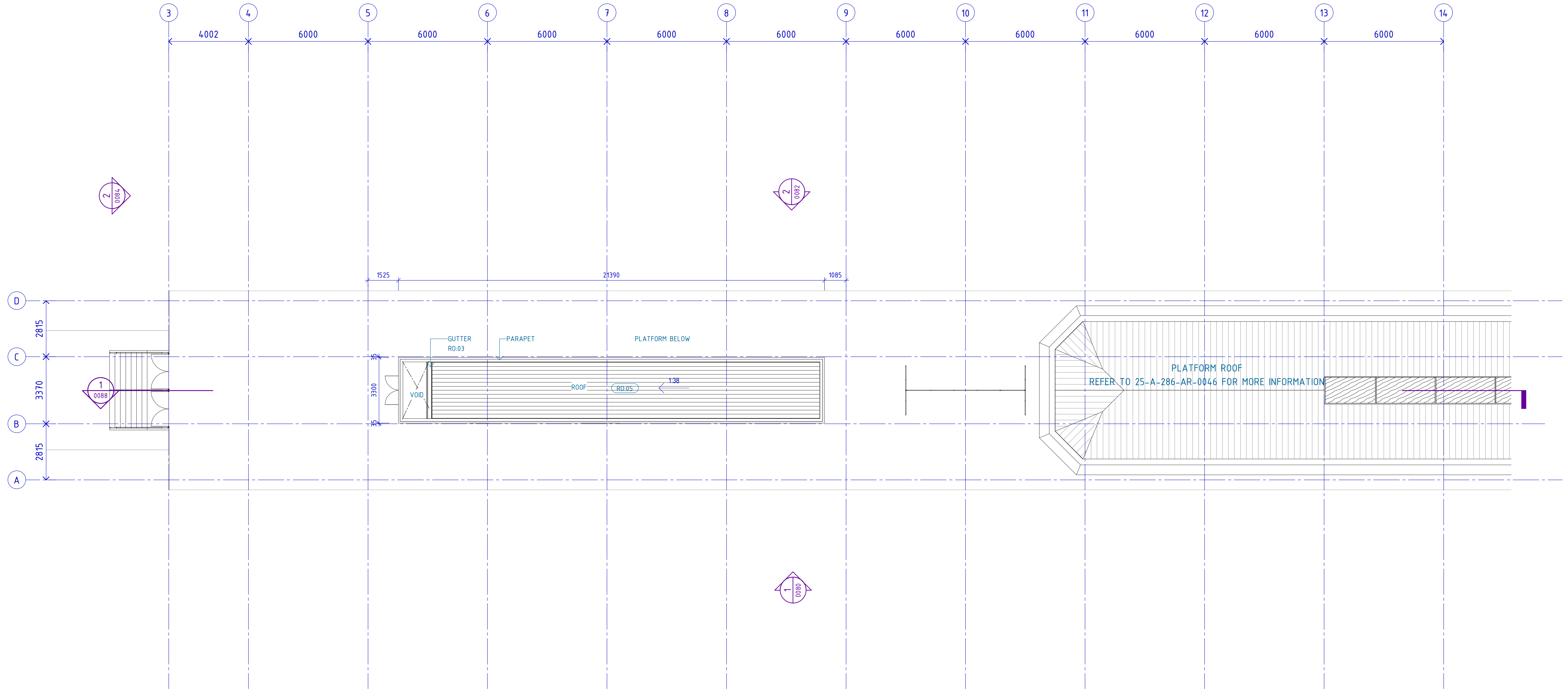
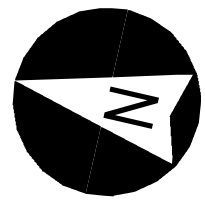
DATUM
HORIZONTAL: PCG2020
VERTICAL: AHD71

DESIGNED S KINGWELL
DRAWN N GRIME
CHECKED D O'BRIEN
APPROVED Approver
DATE 08.11.21

MORLEY ELLENBROOK LINE

**NORANDA STATION - ARCHITECTURAL
GENERAL ARRANGEMENT FLOOR PLAN
PLATFORM LEVEL - SHEET 3**

PTA Drawing No: **25-A-286-AR0042** Rev: **A**



PRELIMINARY ONLY
NOT FOR CONSTRUCTION

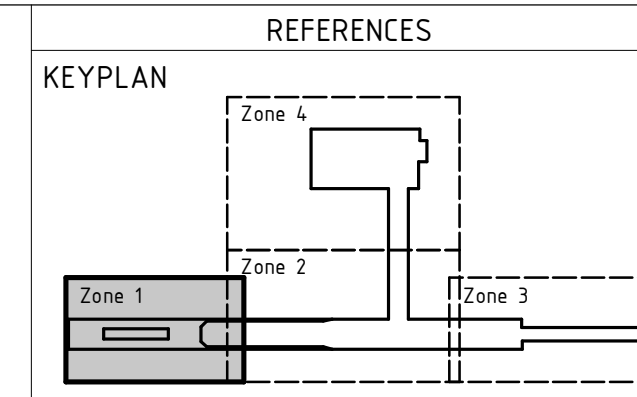
REFERENCE DESIGN

REV	DATE	AMENDMENT	DSN	DRN	CHK	APP
A	08.11.21	REFERENCE DESIGN	SK	NG	DO	
A02	30.09.21	ISSUED FOR RD-IDC	SK	NG	DO	
A01	06.08.21	ISSUED FOR INFORMATION	SK	NG	DO	

ORIG SIZE A1
AT ORIGINAL PLOT SIZE

0 10 20 30 40 50 100mm

This document must not be copied without PTA's written permission, and the contents thereof must not be imparted to a third party nor be used for any unauthorised purpose.



SCALE
1 : 100 (@ A1)

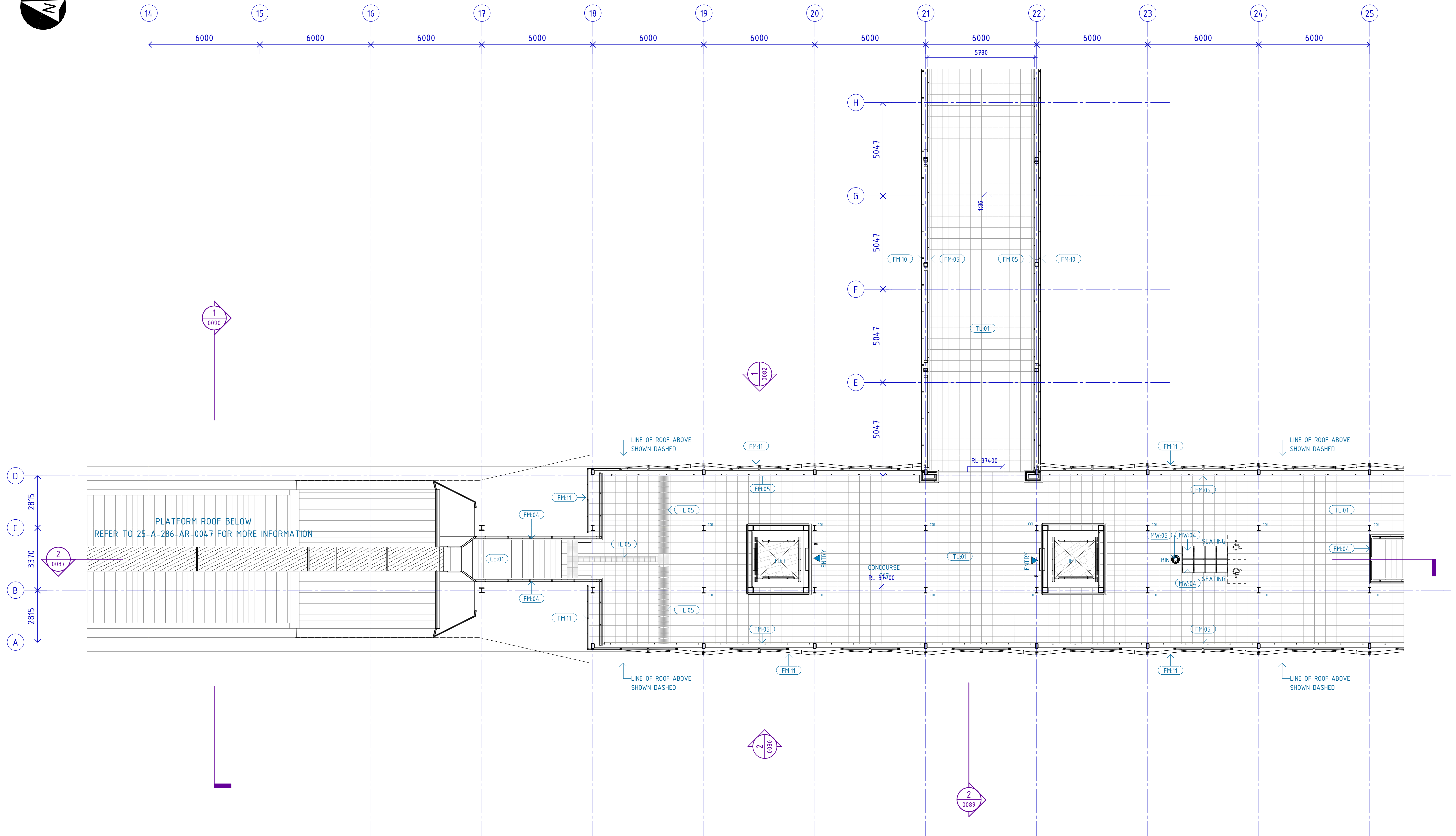
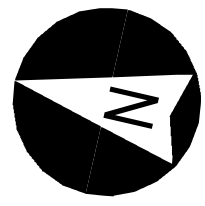
DATUM
HORIZONTAL: PCG2020
VERTICAL: AHD71

DESIGNED S. KINGWELL
DRAWN N. GRIME
CHECKED D. O'BRIEN
APPROVED Approver
DATE 08.11.21

Government of Western Australia
Public Transport Authority

MORLEY ELLENBROOK LINE

NORANDA STATION - ARCHITECTURAL
GENERAL ARRANGEMENT FLOOR PLAN
CONCOURSE LEVEL - SHEET 1
PTA Drawing No: 25-A-286-AR0043 Rev: A



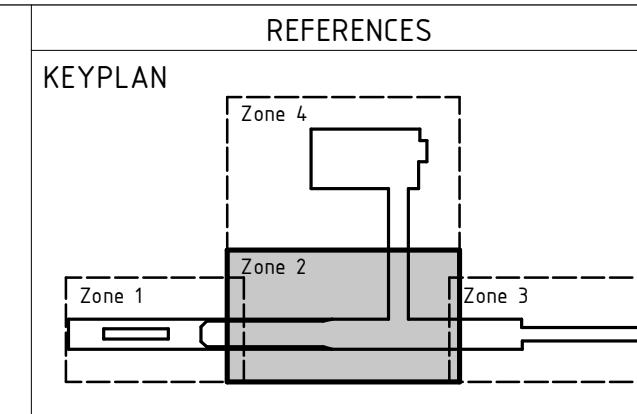
PRELIMINARY ONLY
NOT FOR CONSTRUCTION

REFERENCE DESIGN

REV	DATE	AMENDMENT	DSN	DRN	CHK	APP
A	08.11.21	REFERENCE DESIGN	SK	NG	DO	
A02	30.09.21	ISSUED FOR RD-IDC	SK	NG	DO	
A01	06.08.21	ISSUED FOR INFORMATION	SK	NG	DO	

ORIG SIZE	AT ORIGINAL PLOT SIZE
A1	

This document must not be copied without PTA's written permission, and the contents thereof must not be imparted to a third party nor be used for any unauthorised purpose.



SCALE
1 : 100 (@ A1)

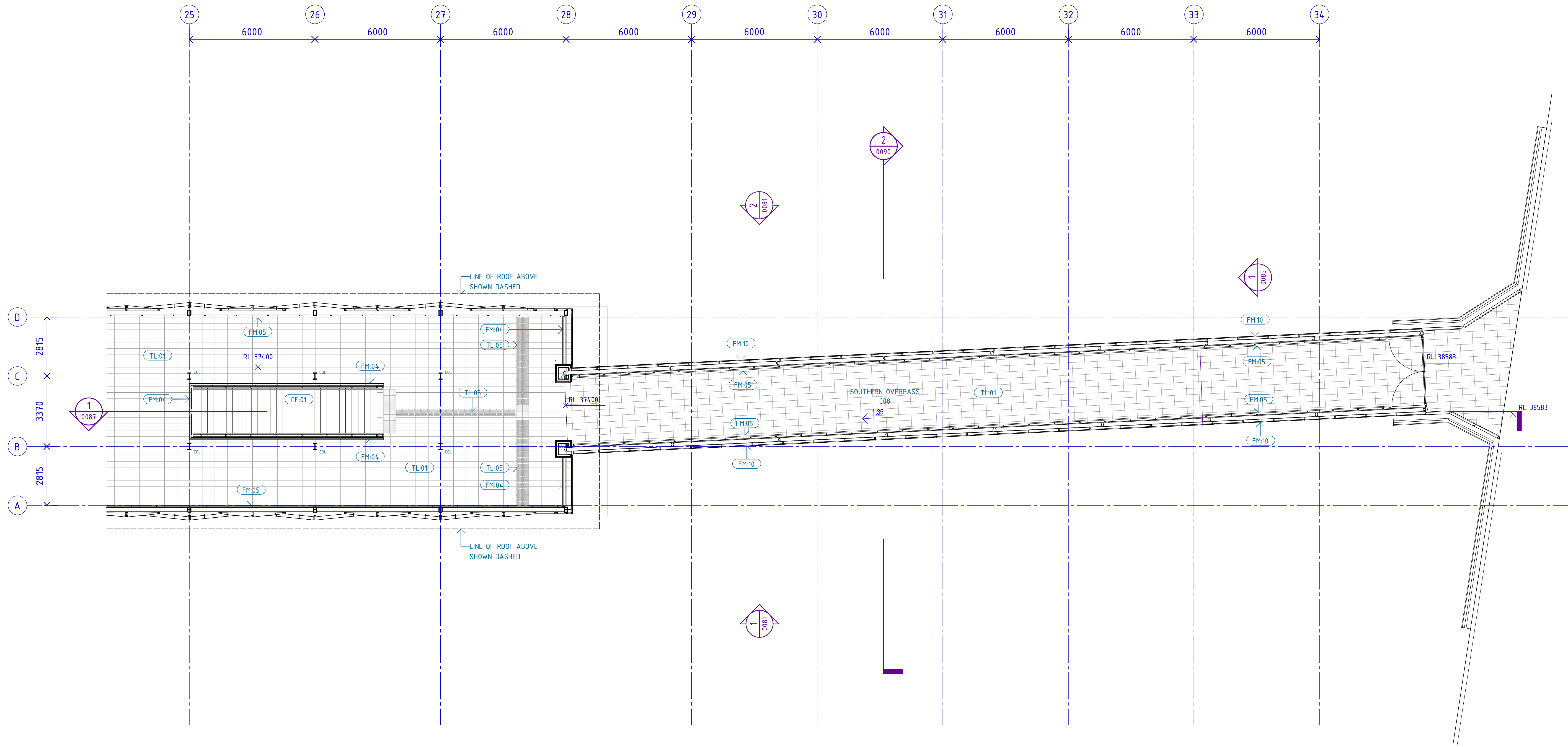
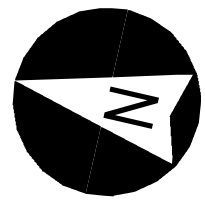
DATUM
HORIZONTAL: PCG2020
VERTICAL: AHD71

DESIGNED S. KINGWELL
DRAWN N. GRIME
CHECKED D. O'BRIEN
APPROVED Approver
DATE 08.11.21

Government of Western Australia
Public Transport Authority

MORLEY ELLENBROOK LINE

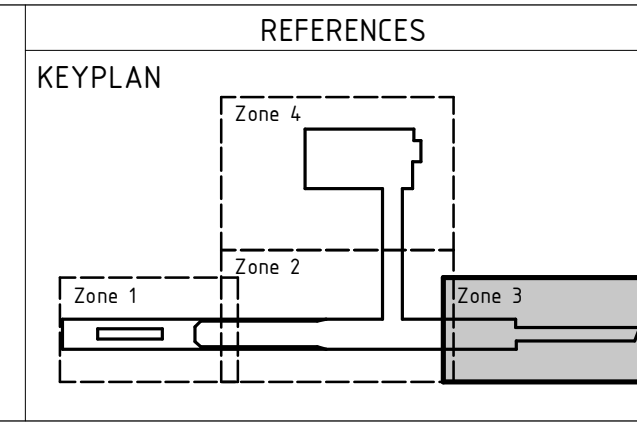
NORANDA STATION - ARCHITECTURAL
GENERAL ARRANGEMENT FLOOR PLAN
CONCOURSE LEVEL - SHEET 2
PTA Drawing No: 25-A-286-AR0044 Rev: A



PRELIMINARY ONLY
NOT FOR CONSTRUCTION

REFERENCE DESIGN

REV	DATE	AMENDMENT	DSN	DRN	CHK	APP				
A	08.11.21	REFERENCE DESIGN	SK	NG	DO					
A02	30.09.21	ISSUED FOR RD-IDC	SK	NG	DO					
A01	06.08.21	ISSUED FOR INFORMATION	SK	NG	DO					
ORIG SIZE		0 10 20 30 40 50 100mm		This document must not be copied without PTA's written permission, and the contents thereof must not be imparted to a third party nor be used for any unauthorised purpose.						
A1		AT ORIGINAL PLOT SIZE								



SCALE
1 : 100 (@ A1)

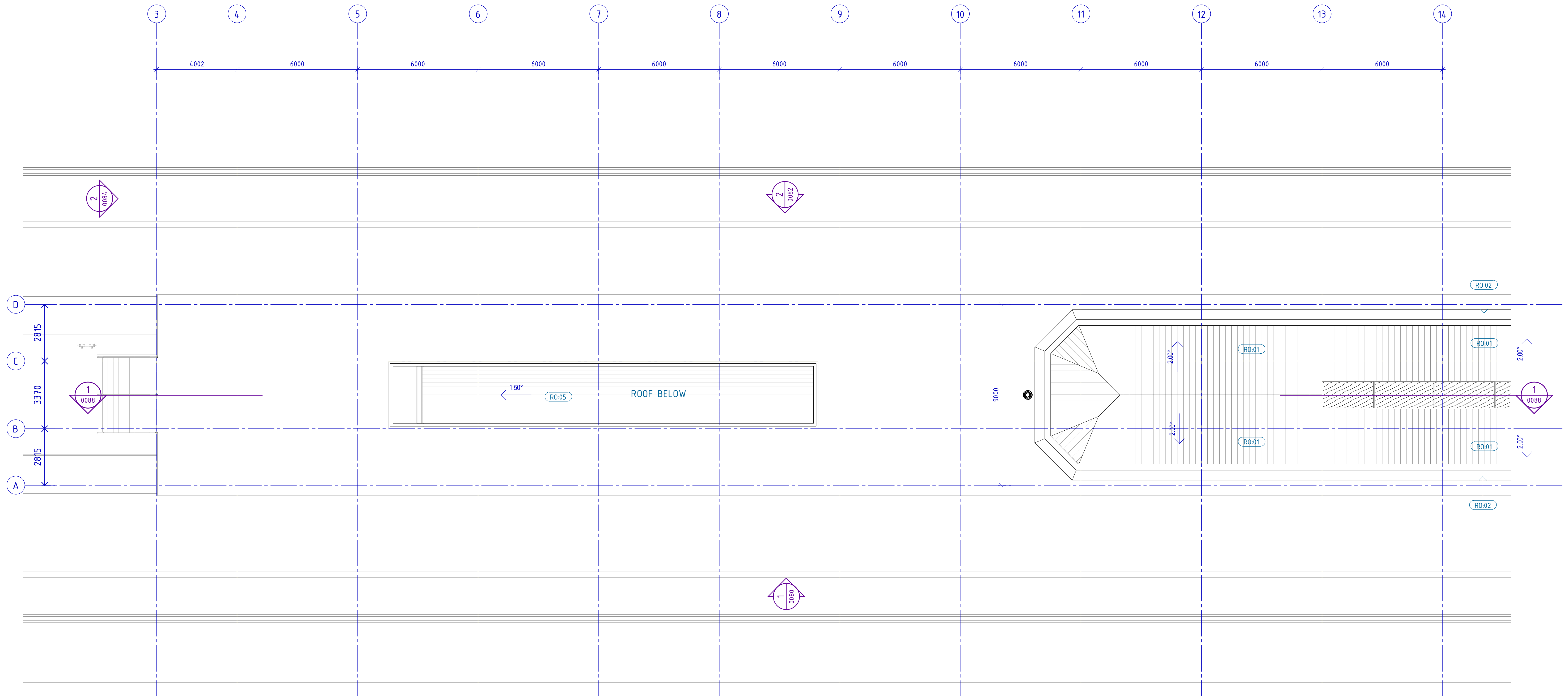
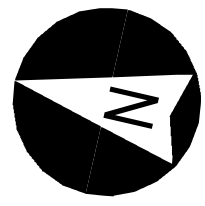
DATUM
HORIZONTAL: PCG2020
VERTICAL: AHD71

DESIGNED	S. KINGWELL
DRAWN	N. GRIME
CHECKED	D. O'BRIEN
APPROVED	Approver
DATE	08.11.21

MORLEY ELLENBROOK LINE

**NORANDA STATION - ARCHITECTURAL
GENERAL ARRANGEMENT FLOOR PLAN
CONCOURSE LEVEL - SHEET 3**

PTA Drawing No: **25-A-286-AR0045** Rev: **A**



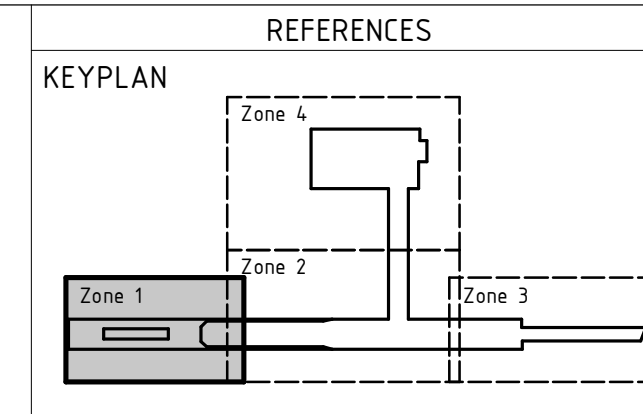
PRELIMINARY ONLY
NOT FOR CONSTRUCTION

REFERENCE DESIGN

REV	DATE	AMENDMENT	DSN	DRN	CHK	APP
A	08.11.21	REFERENCE DESIGN	SK	NG	DO	
A02	30.09.21	ISSUED FOR RD-IDC	SK	NG	DO	
A01	06.08.21	ISSUED FOR INFORMATION	SK	NG	DO	

<p>ORIG SIZE A1</p> <p style="text-align: center;">AT ORIGINAL PLOT SIZE</p>	
---	--

This document must not be copied without PTA's written permission, and the contents thereof must not be imparted to a third party nor be used for any unauthorised purpose.

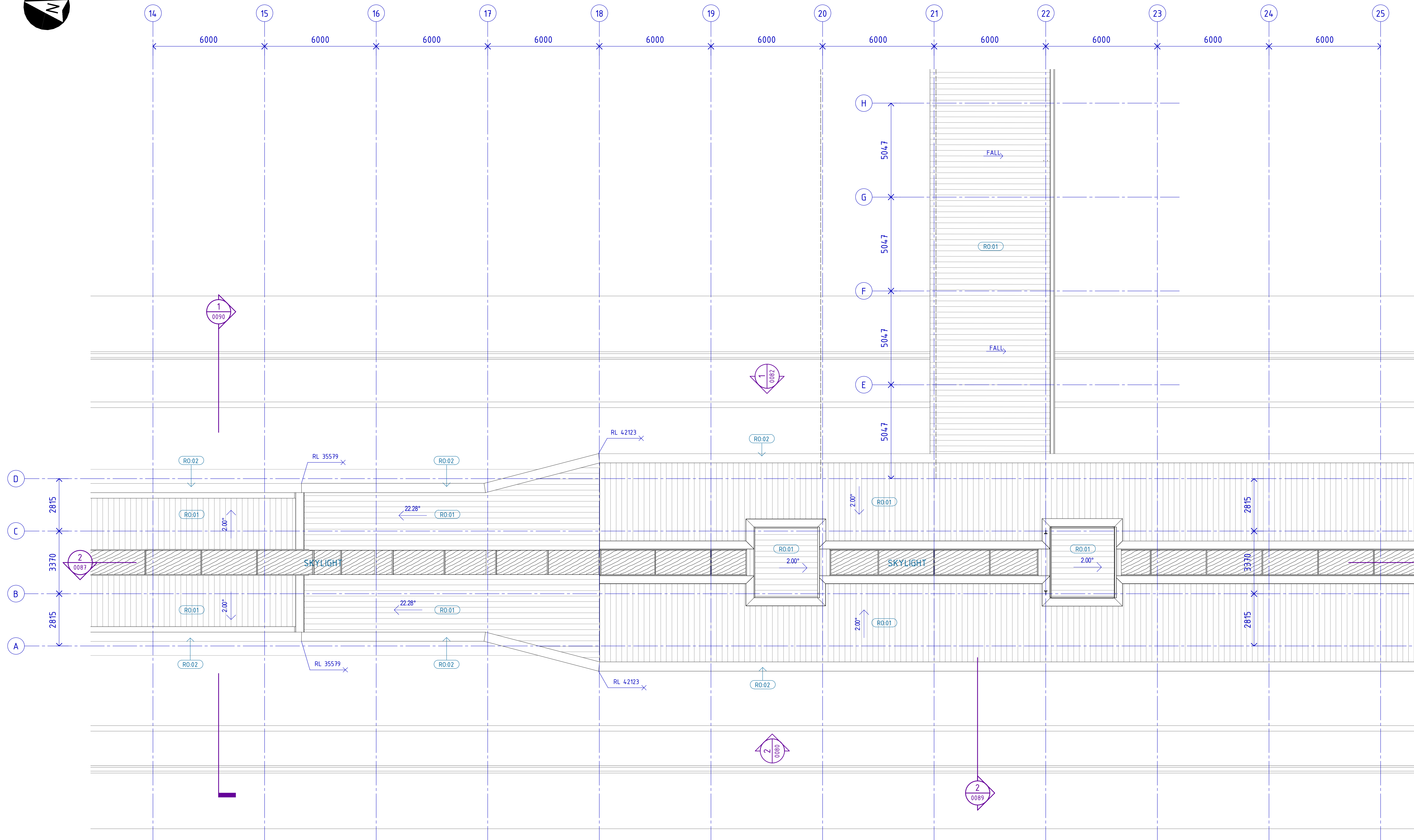
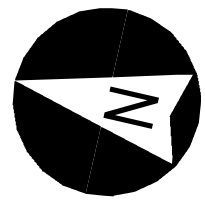


SCALE
1 : 100 (@ A1)

DATUM
HORIZONTAL: PCG2020
VERTICAL: AHD71

DESIGNED	S. KINGWELL
DRAWN	N. GRIME
CHECKED	D. O'BRIEN
APPROVED	Approver
DATE	08.11.21

	MORLEY ELLENBROOK LINE
<p>NORANDA STATION - ARCHITECTURAL GENERAL ARRANGEMENT FLOOR PLAN ROOF LEVEL - SHEET 1</p>	
PTA Drawing No: 25-A-286-AR0046	Rev: A

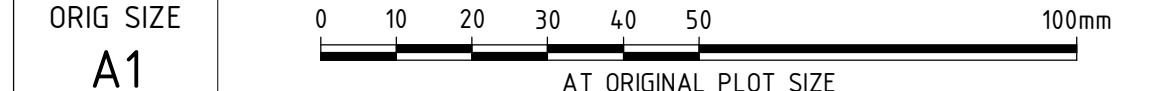


PRELIMINARY ONLY
NOT FOR CONSTRUCTION

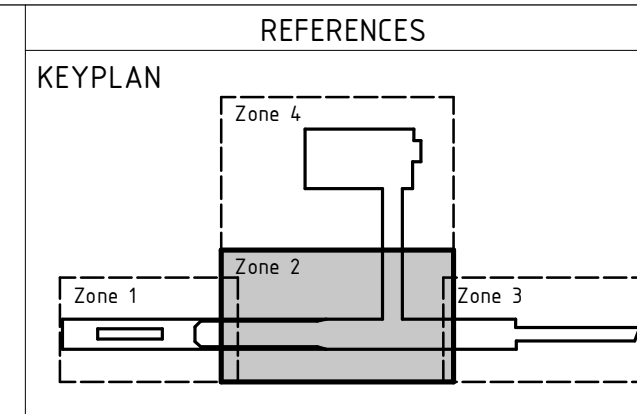
REFERENCE DESIGN

1 OVERALL ROOF PLAN

REV	DATE	AMENDMENT	DSN	DRN	CHK	APP
A	08.11.21	REFERENCE DESIGN	SK	NG	DO	
A02	30.09.21	ISSUED FOR RD-IDC	SK	NG	DO	
A01	06.08.21	ISSUED FOR INFORMATION	SK	NG	DO	



This document must not be copied without PTA's written permission, and the contents thereof must not be imparted to a third party nor be used for any unauthorised purpose.

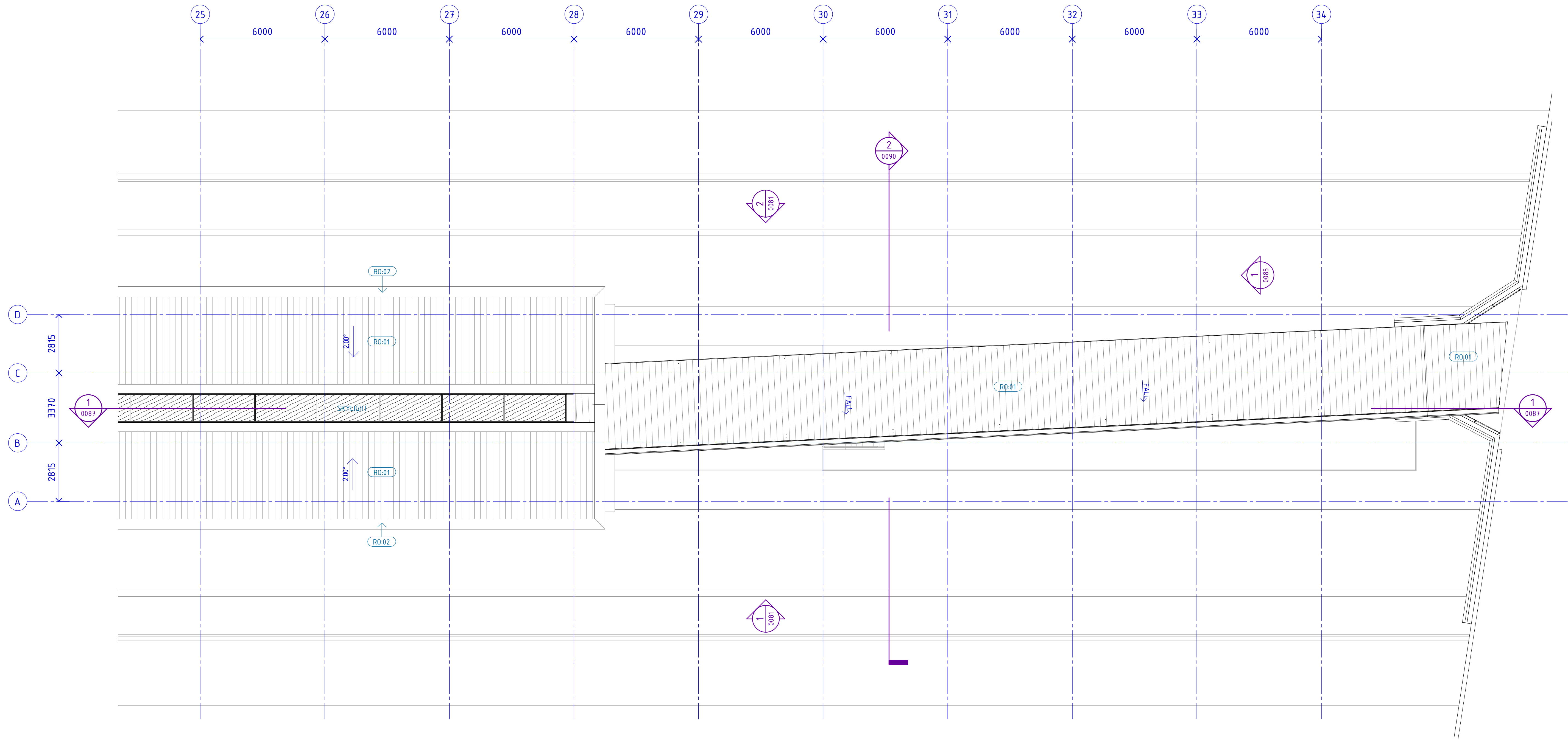
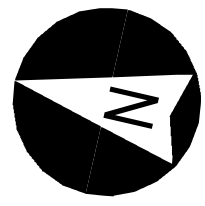


SCALE
1 : 100 (@ A1)

DATUM
HORIZONTAL: PCG2020
VERTICAL: AHD71

DESIGNED S. KINGWELL
DRAWN N. GRIME
CHECKED D. O'BRIEN
APPROVED Approver
DATE 08.11.21

MORLEY ELLENBROOK LINE
NORANDA STATION - ARCHITECTURAL
GENERAL ARRANGEMENT FLOOR PLAN
ROOF LEVEL - SHEET 2
 PTA Drawing No: **25-A-286-AR0047** Rev: **A**



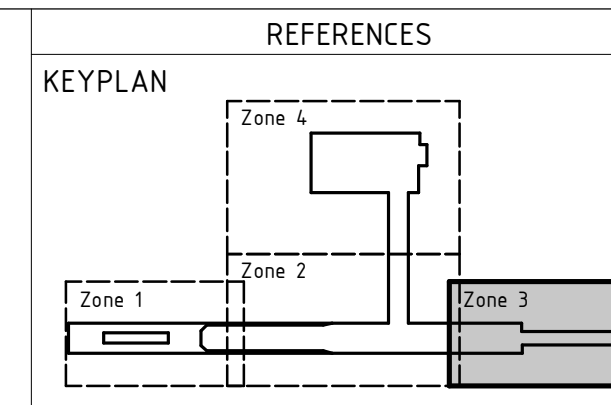
PRELIMINARY ONLY
NOT FOR CONSTRUCTION

REFERENCE DESIGN

REV	DATE	AMENDMENT	DSN	DRN	CHK	APP
A	08.11.21	REFERENCE DESIGN	SK	NG	DO	
A02	30.09.21	ISSUED FOR RD-IDC	SK	NG	DO	
A01	06.08.21	ISSUED FOR INFORMATION	SK	NG	DO	

ORIG SIZE: A1
AT ORIGINAL PLOT SIZE

This document must not be copied without PTA's written permission, and the contents thereof must not be imparted to a third party nor be used for any unauthorised purpose.



SCALE
1 : 100 (@ A1)

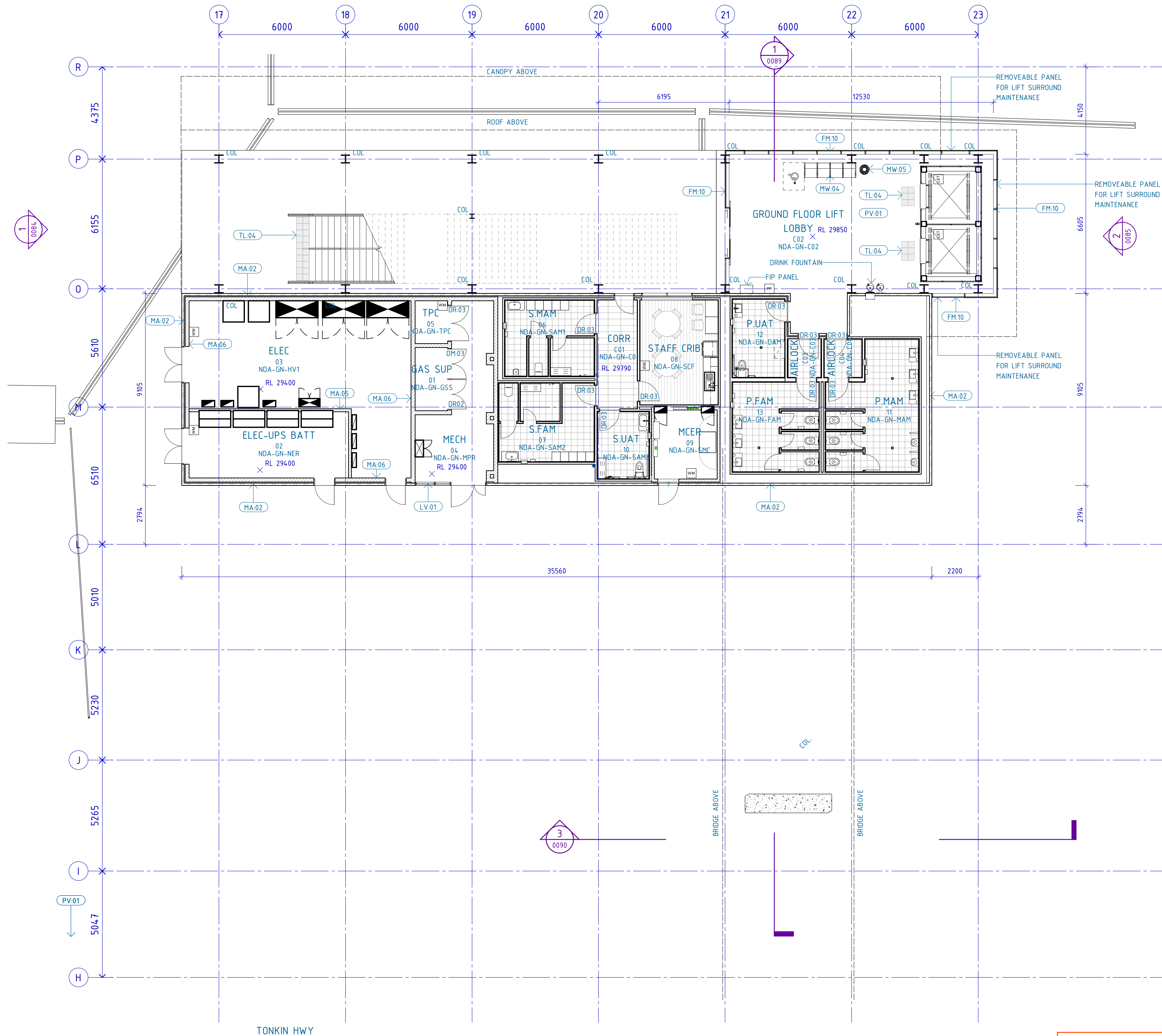
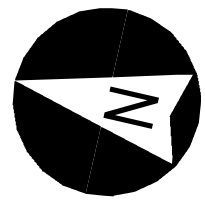
DATUM
HORIZONTAL: PCG2020
VERTICAL: AHD71

DESIGNED S. KINGWELL
DRAWN N. GRIME
CHECKED D. O'BRIEN
APPROVED Approver
DATE 08.11.21

Government of Western Australia
Public Transport Authority

MORLEY ELLENBROOK LINE

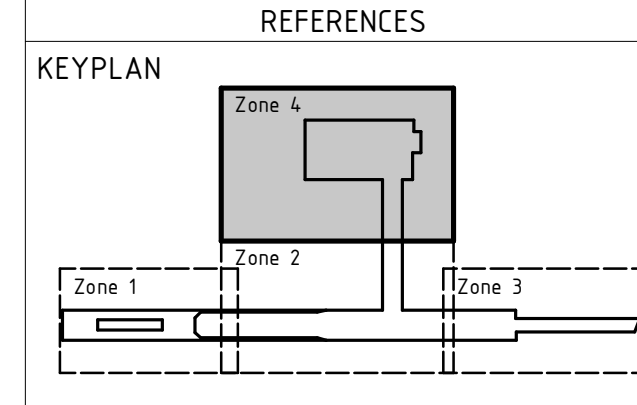
NORANDA STATION - ARCHITECTURAL
GENERAL ARRANGEMENT FLOOR PLAN
ROOF LEVEL - SHEET 3
PTA Drawing No: 25-A-286-AR0048 Rev: A



PRELIMINARY ONLY
NOT FOR CONSTRUCTION

REFERENCE DESIGN

REV	DATE	AMENDMENT	DSN	DRN	CHK	APP			
A	08.11.21	REFERENCE DESIGN	SK	NG	DO				
A01	30.09.21	ISSUED FOR RD-IDC	SK	NG	DO				
<table border="1" style="width: 100%; border-collapse: collapse;"> <tr> <td style="width: 5%;">ORIG SIZE</td> <td style="width: 15%;">0 10 20 30 40 50 100mm</td> <td style="width: 80%;">AT ORIGINAL PLOT SIZE</td> </tr> </table>							ORIG SIZE	0 10 20 30 40 50 100mm	AT ORIGINAL PLOT SIZE
ORIG SIZE	0 10 20 30 40 50 100mm	AT ORIGINAL PLOT SIZE							



SCALE
1 : 100 (@ A1)

DATUM
HORIZONTAL: PCG2020
VERTICAL: AHD71

DESIGNED S. KINGWELL
DRAWN N. GRIME
CHECKED D. OBRIEN
APPROVED Approver
DATE 08.11.21

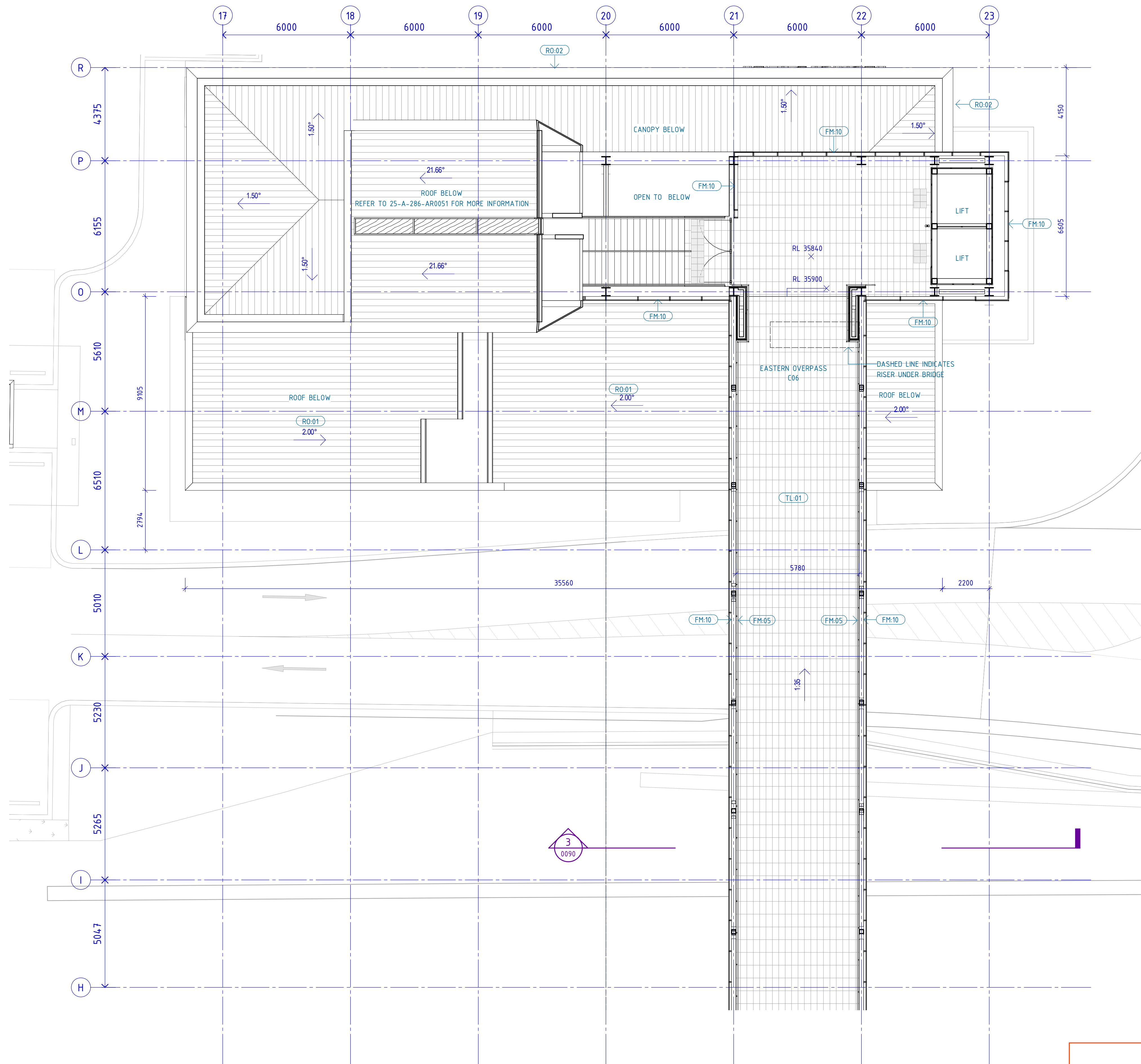
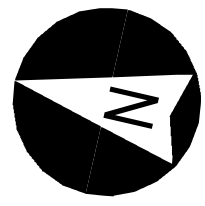
MORLEY ELLENBROOK LINE

NORANDA STATION - ARCHITECTURAL

GENERAL ARRANGEMENT FLOOR PLAN

VERTICAL TRANSPORT BUILDING - GROUND FLOOR

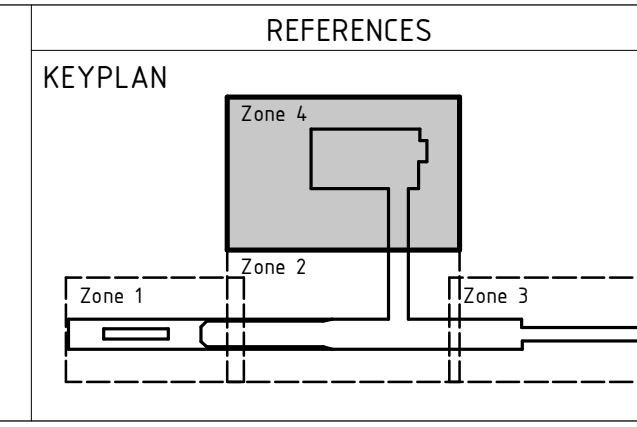
PTA Drawing No: 25-A-286-AR0049 Rev: A



PRELIMINARY ONLY
NOT FOR CONSTRUCTION

REFERENCE DESIGN

REV	DATE	AMENDMENT	DSN	DRN	CHK	APP
A	08.11.21	REFERENCE DESIGN	SK	NG	DO	
A01	30.09.21	ISSUED FOR RD-IDC	SK	NG	DO	
ORIG SIZE			AT ORIGINAL PLOT SIZE			
A1						



SCALE
1 : 100 (@ A1)

DATUM
HORIZONTAL: PCG2020
VERTICAL: AHD71

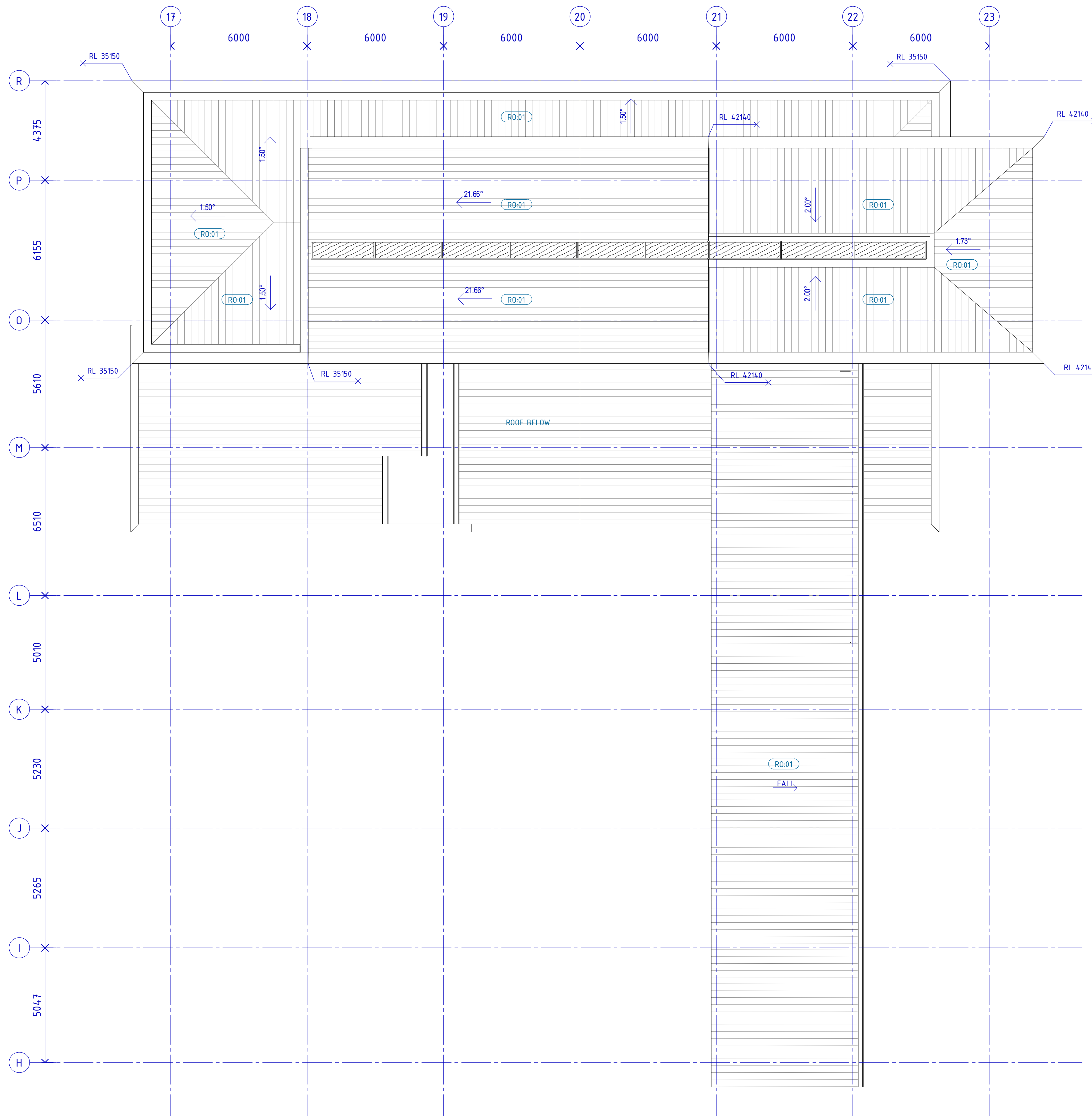
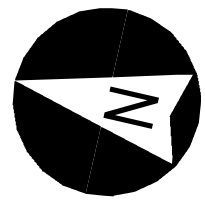
DESIGNED S. KINGWELL
DRAWN N. GRIME
CHECKED D. O'BRIEN
APPROVED Approver
DATE 08.11.21

Government of Western Australia
Public Transport Authority

MORLEY ELLENBROOK LINE

NORANDA STATION - ARCHITECTURAL
GENERAL ARRANGEMENT FLOOR PLAN
VERTICAL TRANSPORT BUILDING - CONCOURSE

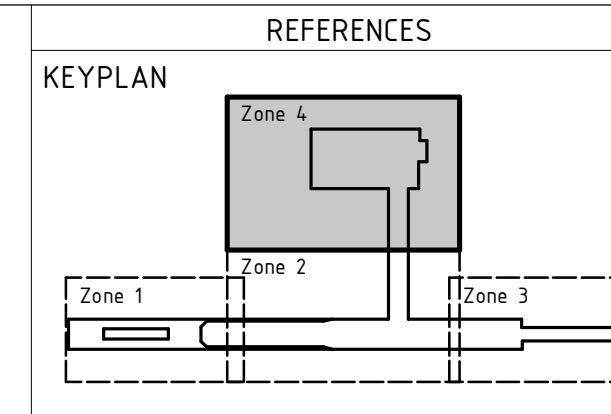
PTA Drawing No: 25-A-286-AR0050 Rev: A



PRELIMINARY ONLY
NOT FOR CONSTRUCTION

REFERENCE DESIGN

REV	DATE	AMENDMENT	DSN	DRN	CHK	APP
A	08.11.21	REFERENCE DESIGN	SK	NG	DO	
A01	30.09.21	ISSUED FOR RD-IDC	SK	NG	DO	
ORIG SIZE			AT ORIGINAL PLOT SIZE			
A1						



SCALE
1 : 100 (@ A1)

DATUM
HORIZONTAL: PCG2020
VERTICAL: AHD71


DESIGNED S. KINGWELL
DRAWN N. GRIME
CHECKED D. O'BRIEN
APPROVED Approver
DATE 08.11.21

Government of Western Australia
Public Transport Authority

MORLEY ELLENBROOK LINE

NORANDA STATION - ARCHITECTURAL
GENERAL ARRANGEMENT FLOOR PLAN
VERTICAL TRANSPORT BUILDING - ROOF

PTA Drawing No: 25-A-286-AR0051 Rev: A



1 NDA - SERVICE BUILDINGS

PRELIMINARY ONLY
NOT FOR CONSTRUCTION

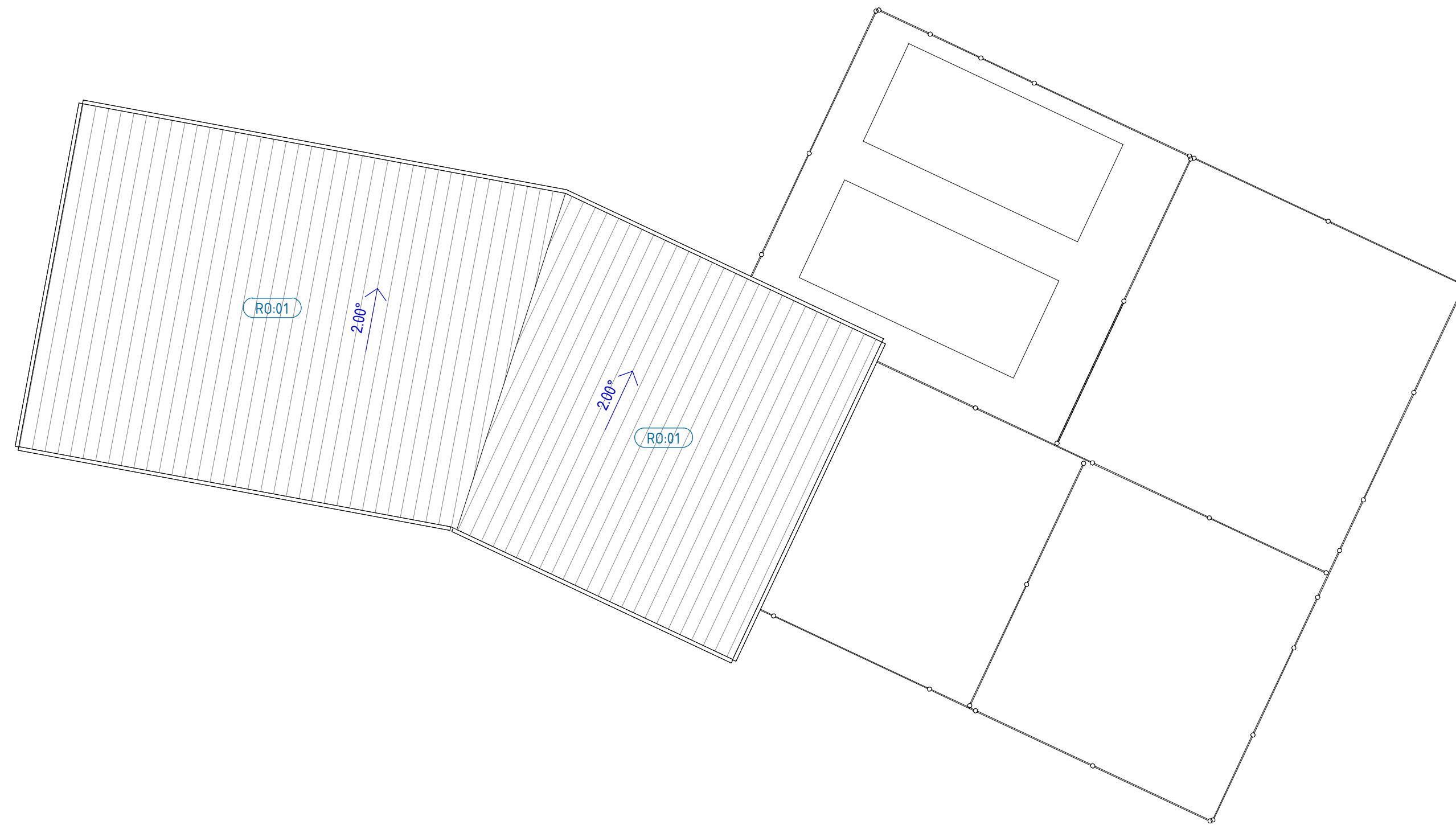
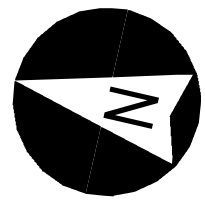
REFERENCE DESIGN

REV	DATE	AMENDMENT	DSN	DRN	CHK	APP
A	08.11.21	REFERENCE DESIGN	SK	NG	DO	
<p>ORIG SIZE A1 AT ORIGINAL PLOT SIZE</p> <p>This document must not be copied without PTA's written permission, and the contents thereof must not be imparted to a third party nor be used for any unauthorised purpose.</p>						



REFERENCES	SCALE 1 : 100 (@ A1)	DESIGNED S. KINGWELL
	DATUM	DRAWN N. GRIME
	HORIZONTAL: PCG2020	CHECKED D O'BRIEN
	VERTICAL: AHD71	APPROVED Approver
		DATE 08.11.21

	MORLEY ELLENBROOK LINE
NORANDA STATION - ARCHITECTURAL	
GENERAL ARRANGEMENT FLOOR PLAN	
SERVICES COMPOUND	
PTA Drawing No: 25-A-286-AR0052	Rev: A



1 NDA - SERVICE BUILDINGS ROOF PLAN

PRELIMINARY ONLY
NOT FOR CONSTRUCTION

REFERENCE DESIGN

REV	DATE	AMENDMENT	DSN	DRN	CHK	APP
A	08.11.21	REFERENCE DESIGN	SK	NG	DO	

ORIG SIZE A1

0 10 20 30 40 50 100mm

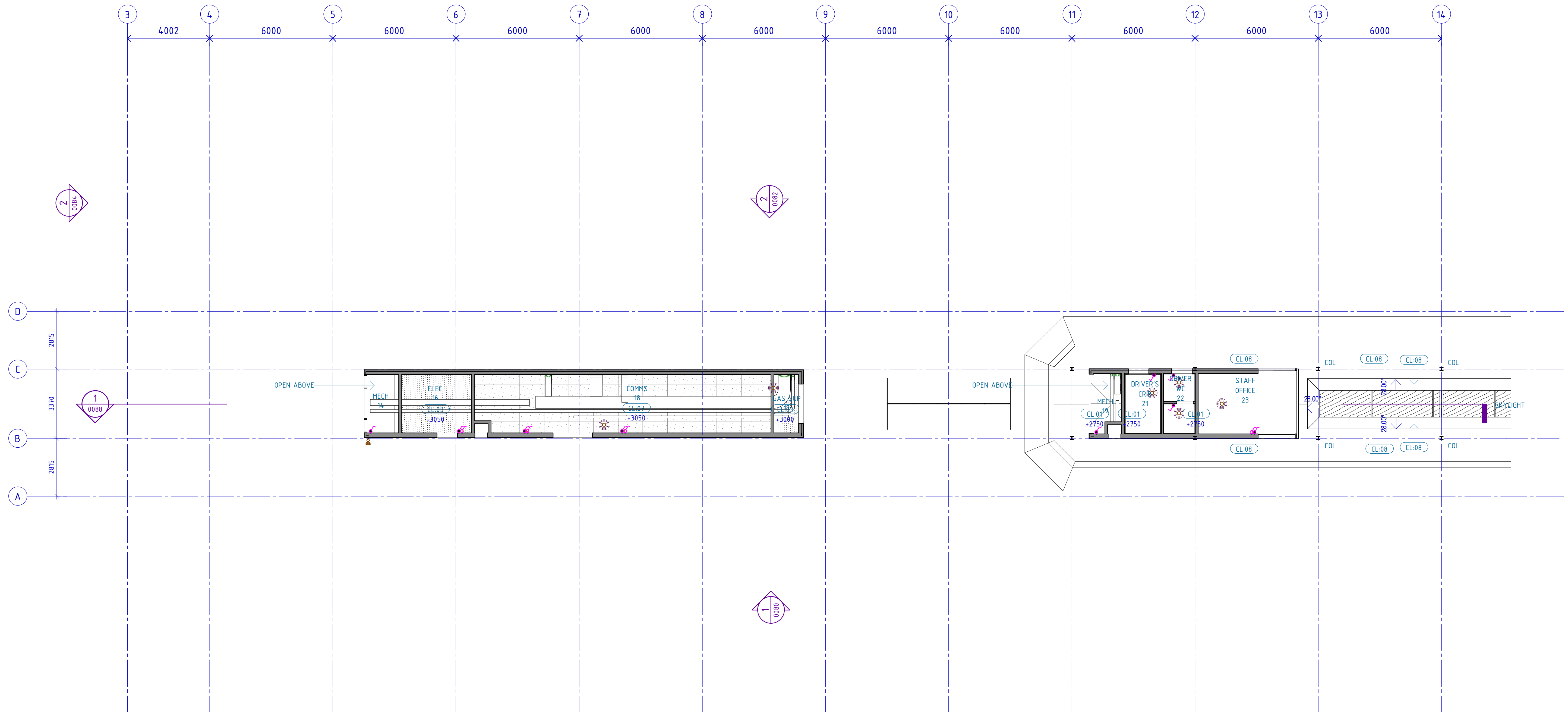
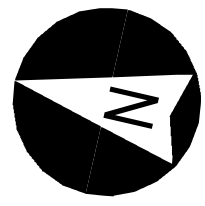
AT ORIGINAL PLOT SIZE

This document must not be copied without PTA's written permission, and the contents thereof must not be imparted to a third party nor be used for any unauthorised purpose.



REFERENCES	SCALE	DESIGNED
	1 : 100 (@ A1)	S. KINGWELL
		DRAWN N.GRIME
		CHECKED D. O'BRIEN
	DATUM	APPROVED
	HORIZONTAL: PCG2020	Approver
	VERTICAL: AHD71	DATE 08.11.21

MORLEY ELLENBROOK LINE	
NORANDA STATION - ARCHITECTURAL	
GENERAL ARRANGEMENT FLOOR PLAN	
SERVICES COMPOUND - ROOF	
PTA Drawing No: 25-A-286-AR0053	Rev: A

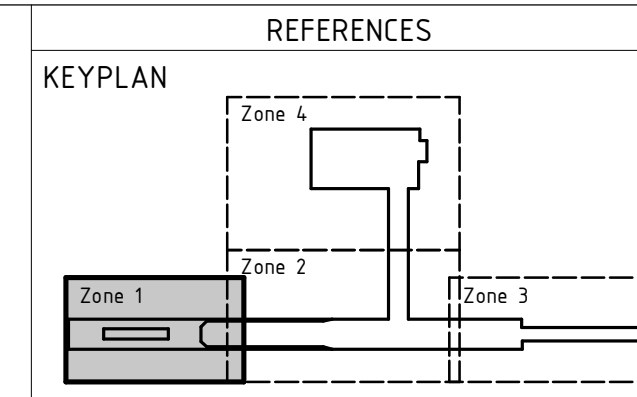


PRELIMINARY ONLY
NOT FOR CONSTRUCTION

REFERENCE DESIGN

REV	DATE	AMENDMENT	DSN	DRN	CHK	APP
A	08.11.21	REFERENCE DESIGN	SK	NG	DO	
A02	30.09.21	ISSUED FOR RD-IDC	SK	NG	DO	
A01	06.08.21	ISSUED FOR INFORMATION	SK	NG	DO	

ORIG SIZE	A1	AT ORIGINAL PLOT SIZE
-----------	----	-----------------------



SCALE
1 : 100 (@ A1)

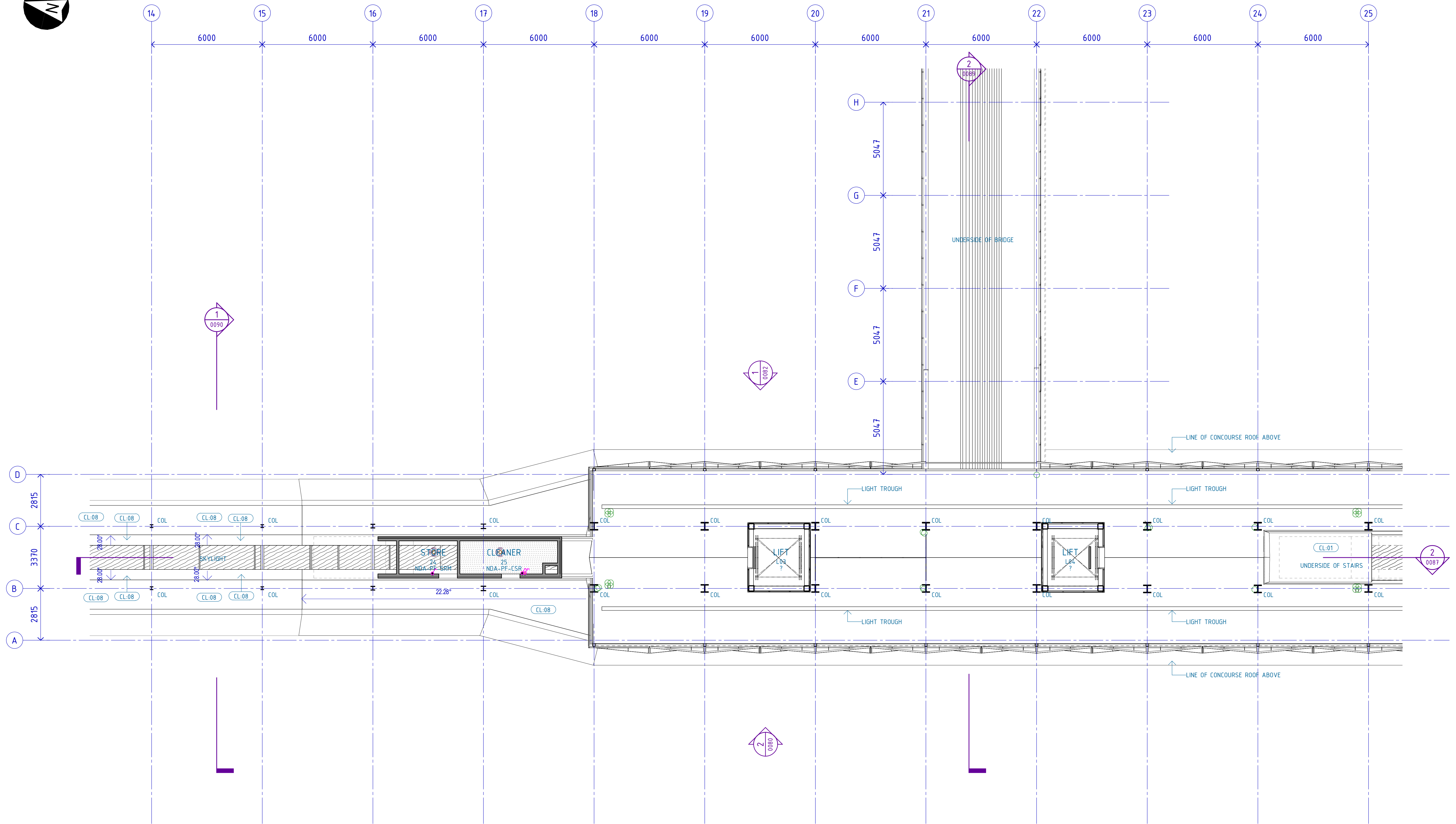
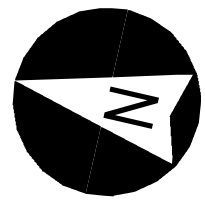
DATUM
HORIZONTAL: PCG2020
VERTICAL: AHD71

DESIGNED S. KINGWELL
DRAWN N. GRIME
CHECKED D. O'BRIEN
APPROVED Approver
DATE 08.11.21

Government of Western Australia
Public Transport Authority

MORLEY ELLENBROOK LINE

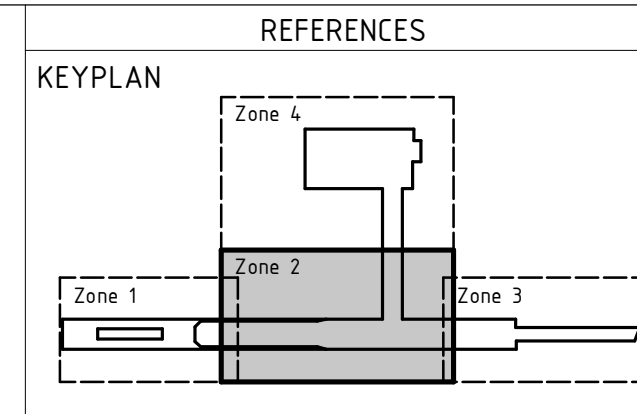
NORANDA STATION - ARCHITECTURAL
REFLECTED CEILING PLAN
PLATFORM LEVEL - SHEET 1
PTA Drawing No: 25-A-286-AR0070 Rev: A



PRELIMINARY ONLY
NOT FOR CONSTRUCTION

REFERENCE DESIGN

REV	DATE	AMENDMENT	DSN	DRN	CHK	APP
A	08.11.21	REFERENCE DESIGN	SK	NG	DO	
A01	30.09.21	ISSUED FOR RD-IDC	SK	NG	DO	
<p style="font-size: small;">This document must not be copied without PTA's written permission, and the contents thereof must not be imparted to a third party nor be used for any unauthorised purpose.</p>						

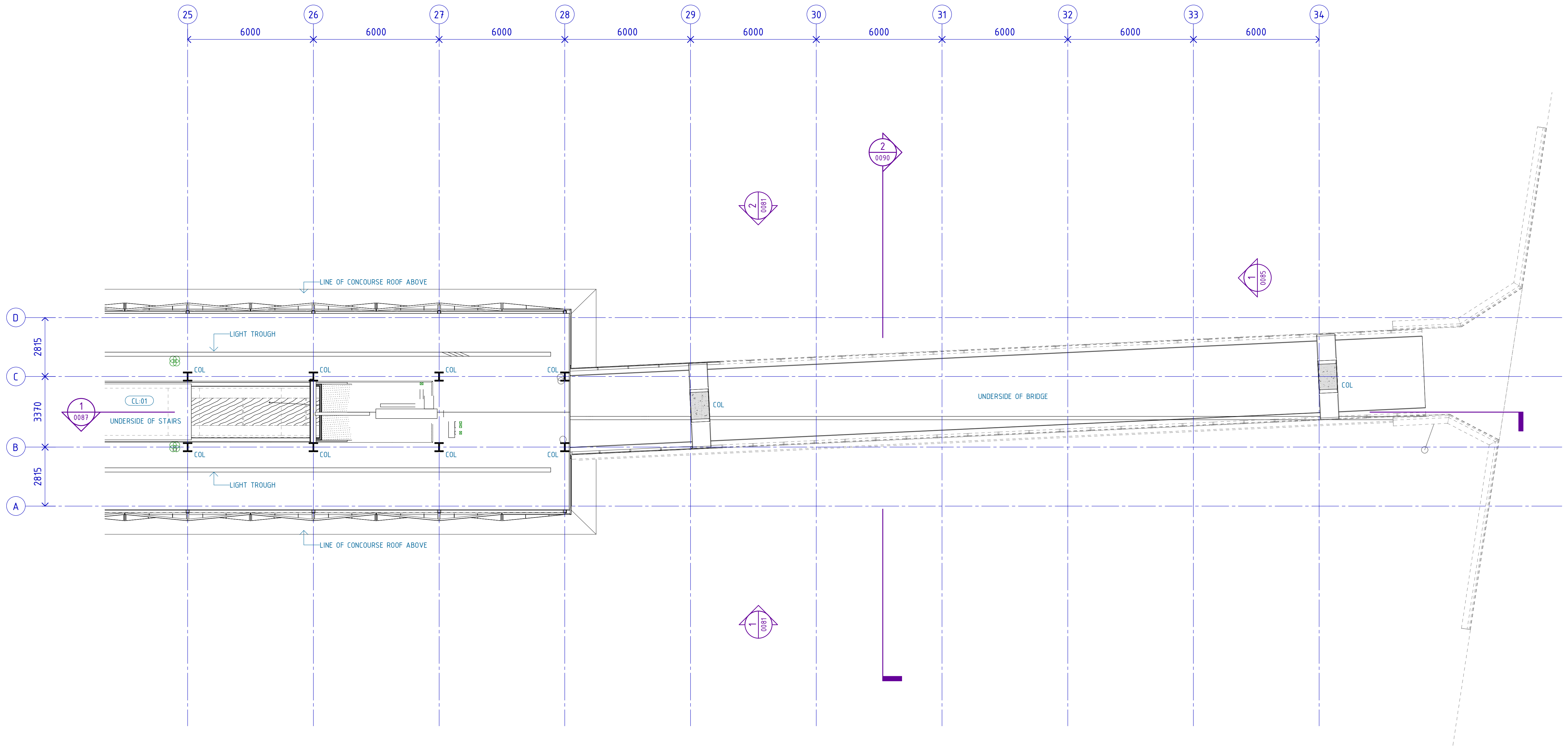
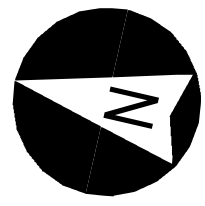


SCALE
1 : 100 (@ A1)

DATUM
HORIZONTAL: PCG2020
VERTICAL: AHD71

DESIGNED S. KINGWELL
DRAWN N. GRIME
CHECKED D. O'BRIEN
APPROVED Approver
DATE 08.11.21

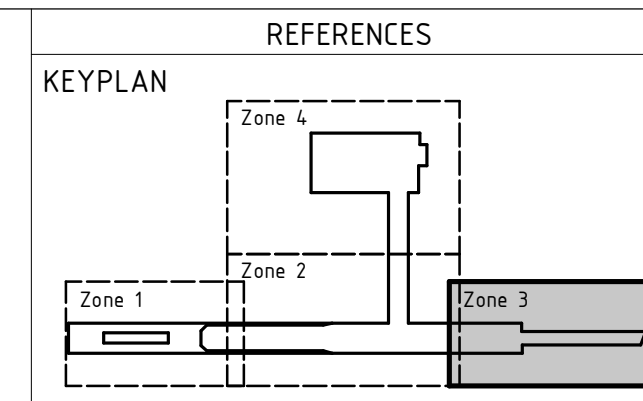
MORLEY ELLENBROOK LINE
NORANDA STATION - ARCHITECTURAL
REFLECTED CEILING PLAN
PLATFORM LEVEL - SHEET 2
 PTA Drawing No: 25-A-286-AR0071 Rev: A



PRELIMINARY ONLY
NOT FOR CONSTRUCTION

REFERENCE DESIGN

REV	DATE	AMENDMENT	DSN	DRN	CHK	APP
A	08.11.21	REFERENCE DESIGN	SK	NG	DO	
A01	30.09.21	ISSUED FOR RD-IDC	SK	NG	DO	
ORIG SIZE	AT ORIGINAL PLOT SIZE					
A1						

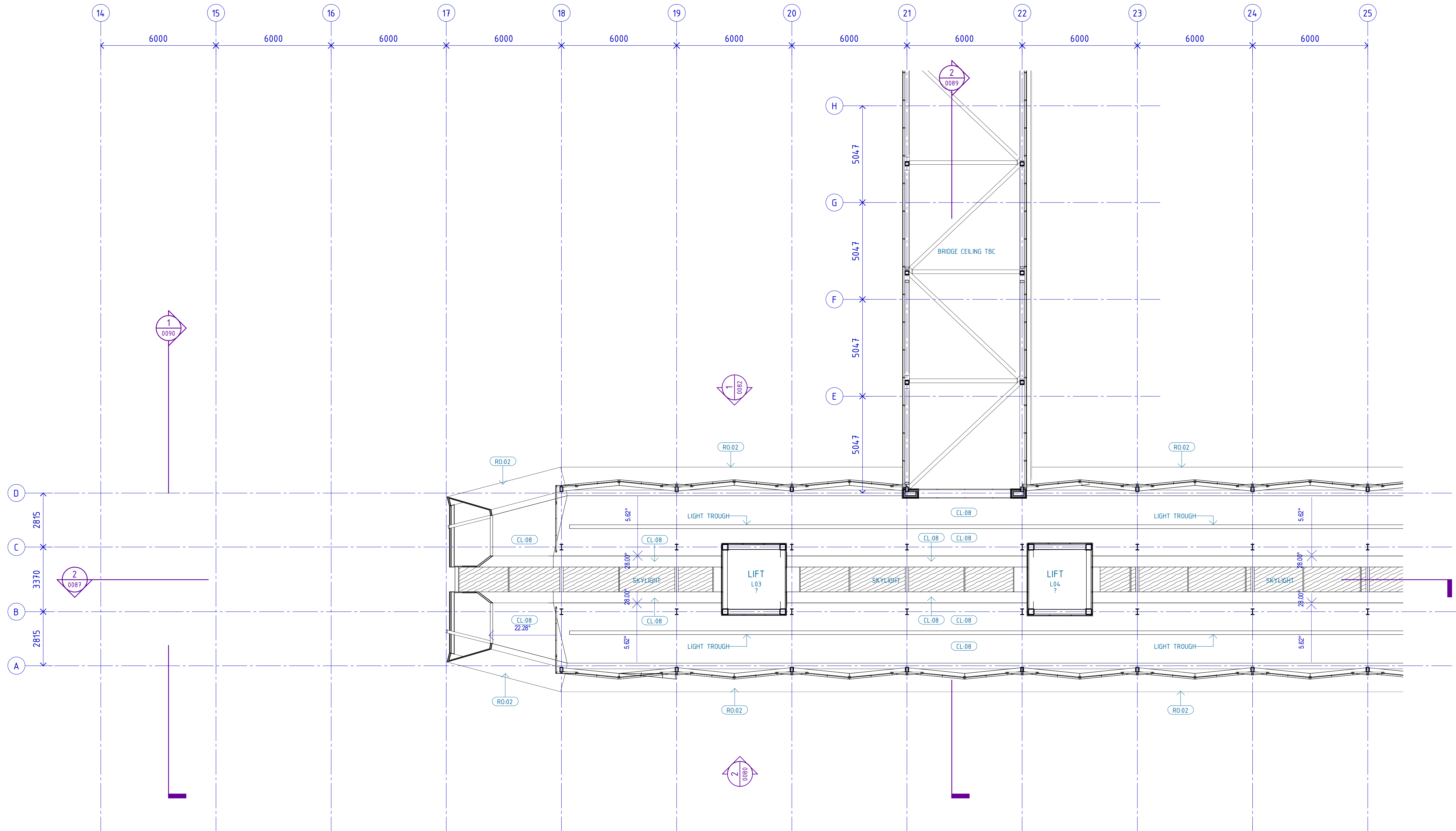
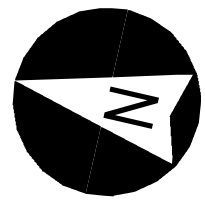


SCALE
1 : 100 (@ A1)

DATUM
HORIZONTAL: PCG2020
VERTICAL: AHD71

DESIGNED S. KINGWELL
DRAWN N. GRIME
CHECKED D. O'BRIEN
APPROVED Approver
DATE 08.11.21

Government of Western Australia
Public Transport Authority
MORLEY ELLENBROOK LINE
NORANDA STATION - ARCHITECTURAL
REFLECTED CEILING PLAN
PLATFORM LEVEL - SHEET 3
PTA Drawing No: 25-A-286-AR0072 Rev: A



PRELIMINARY ONLY
NOT FOR CONSTRUCTION

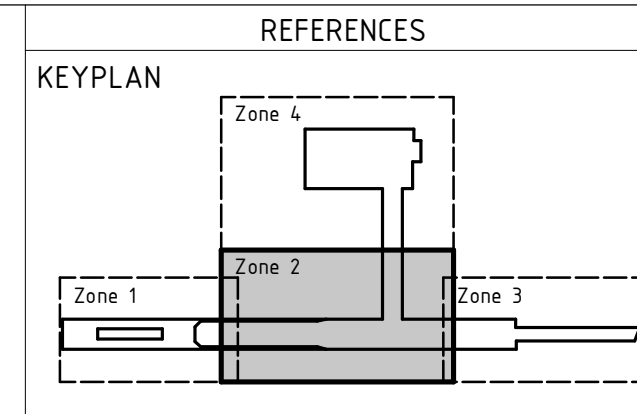
REFERENCE DESIGN

REV	DATE	AMENDMENT	DSN	DRN	CHK	APP
A	08.11.21	REFERENCE DESIGN	SK	NG	DO	
A02	30.09.21	ISSUED FOR RD-IDC	SK	NG	DO	
A01	06.08.21	ISSUED FOR INFORMATION	SK	NG	DO	

ORIG SIZE	SCALE
A1	1 : 100 (@ A1)

AT ORIGINAL PLOT SIZE

This document must not be copied without PTA's written permission, and the contents thereof must not be imparted to a third party nor be used for any unauthorised purpose.



SCALE
1 : 100 (@ A1)

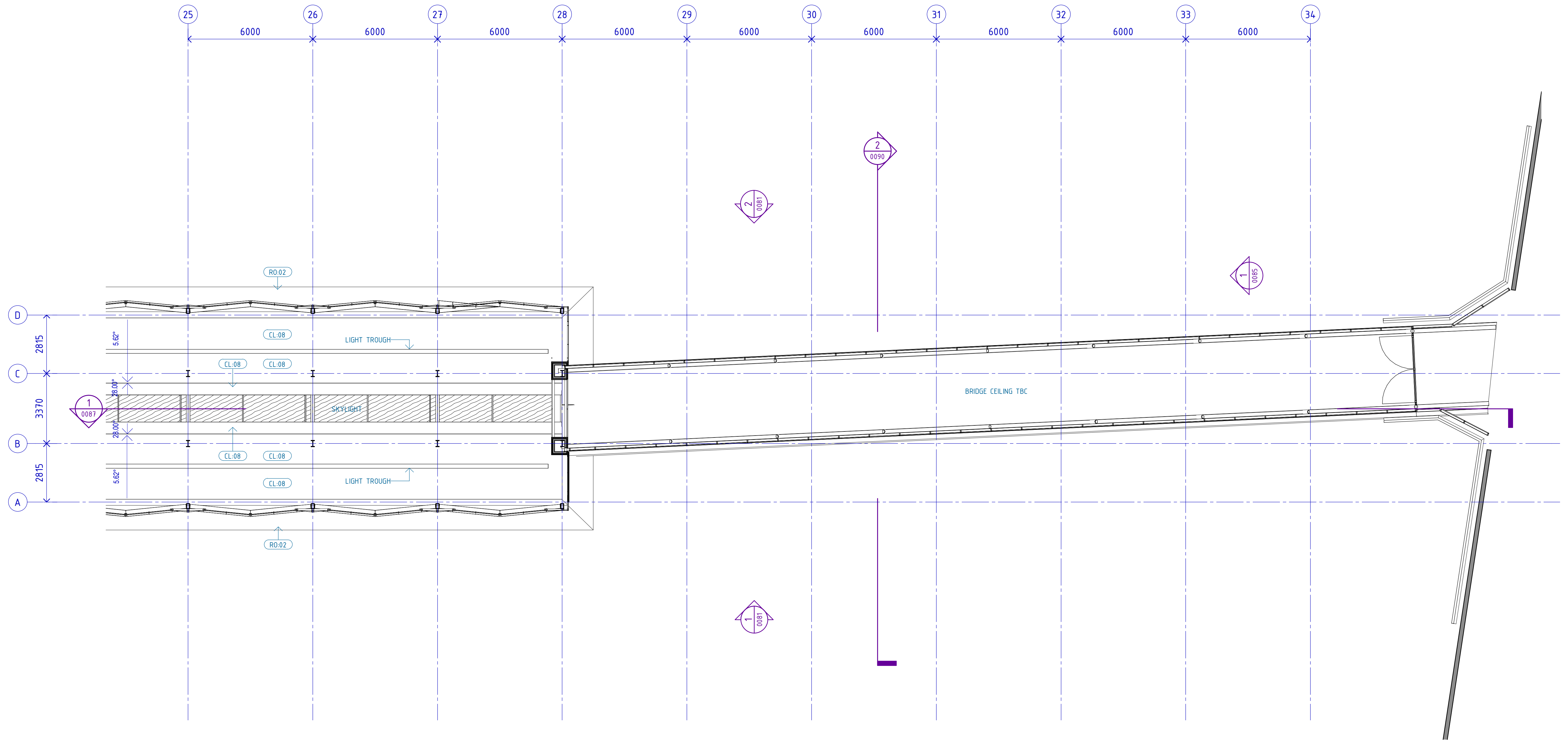
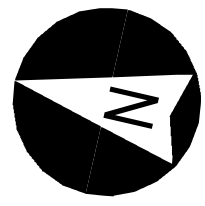
DATUM
HORIZONTAL: PCG2020
VERTICAL: AHD71

DESIGNED S. KINGWELL
DRAWN N. GRIME
CHECKED D. O'BRIEN
APPROVED Approver
DATE 08.11.21

Government of Western Australia
Public Transport Authority

MORLEY ELLENBROOK LINE

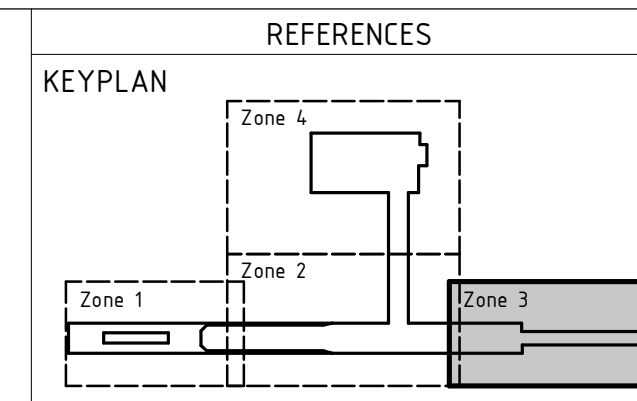
NORANDA STATION - ARCHITECTURAL
REFLECTED CEILING PLAN
CONCOURSE LEVEL - SHEET 1
PTA Drawing No: 25-A-286-AR0073 Rev: A



PRELIMINARY ONLY
NOT FOR CONSTRUCTION

REFERENCE DESIGN

REV	DATE	AMENDMENT	DSN	DRN	CHK	APP
A	08.11.21	REFERENCE DESIGN	SK	NG	DO	
A01	30.09.21	ISSUED FOR RD-IDC	SK	NG	DO	
<p style="font-size: small;">This document must not be copied without PTA's written permission, and the contents thereof must not be imparted to a third party nor be used for any unauthorised purpose.</p>						

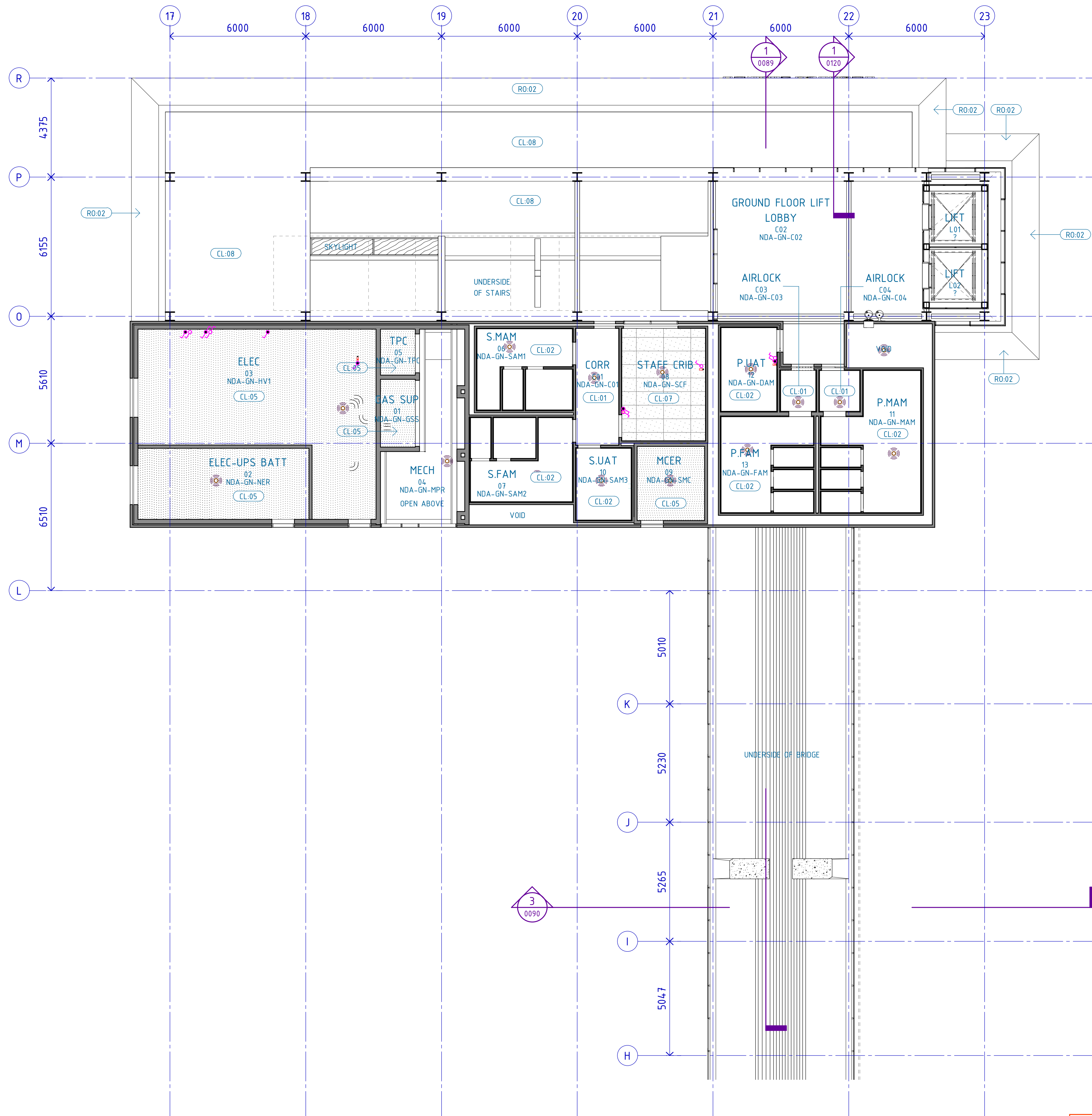
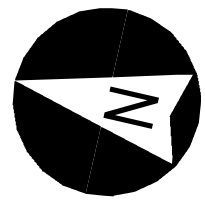


SCALE
1 : 100 (@ A1)

DATUM
HORIZONTAL: PCG2020
VERTICAL: AHD71

DESIGNED S. KINGWELL
DRAWN N. GRIME
CHECKED D. O'BRIEN
APPROVED Approver
DATE 08.11.21

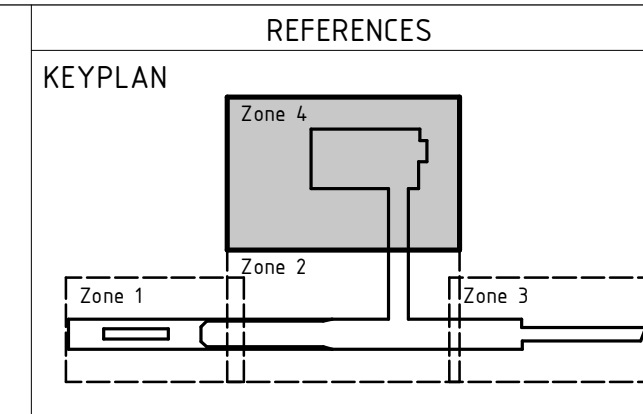
	MORLEY ELLENBROOK LINE
<p>NORANDA STATION - ARCHITECTURAL REFLECTED CEILING PLAN CONCOURSE LEVEL - SHEET 2</p>	
<p>PTA Drawing No: 25-A-286-AR0074 Rev: A</p>	



PRELIMINARY ONLY
NOT FOR CONSTRUCTION

REFERENCE DESIGN

REV	DATE	AMENDMENT	DSN	DRN	CHK	APP
A	08.11.21	REFERENCE DESIGN	SK	NG	DO	
A01	30.09.21	ISSUED FOR RD-IDC	SK	NG	DO	
<p>ORIG SIZE A1</p> <p>AT ORIGINAL PLOT SIZE</p>						



SCALE
1 : 100 (@ A1)

DATUM
HORIZONTAL: PCG2020
VERTICAL: AHD71

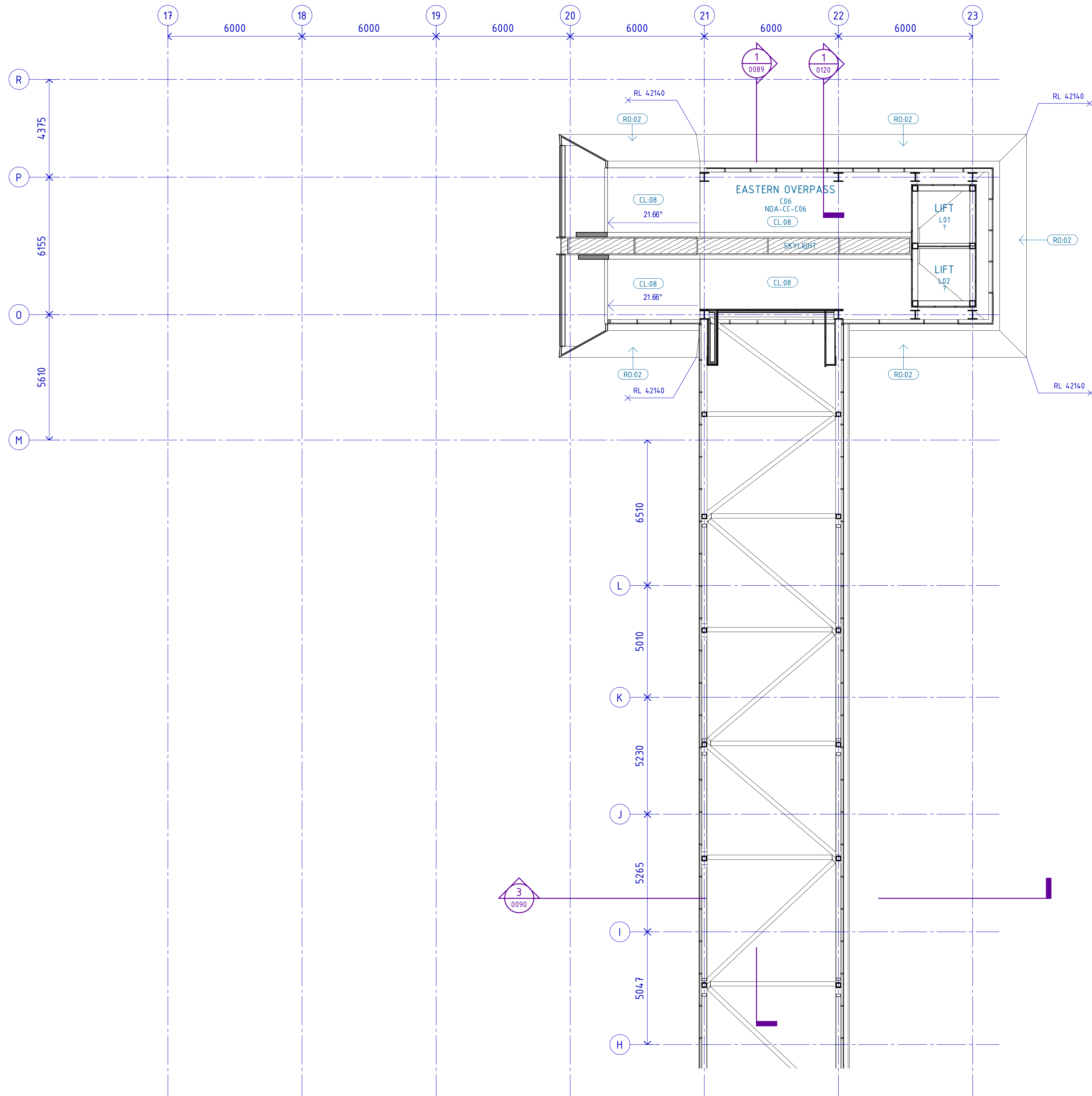
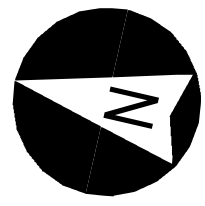
DESIGNED S. KINGWELL
DRAWN N. GRIME
CHECKED D. O'BRIEN
APPROVED Approver
DATE 08.11.21

Government of Western Australia
Public Transport Authority

MORLEY ELLENBROOK LINE

NORANDA STATION - ARCHITECTURAL
VERTICAL TRANSPORT BUILDING - GROUND FLOOR

PTA Drawing No: 25-A-286-AR0075 Rev: A



PRELIMINARY ONLY
NOT FOR CONSTRUCTION

REFERENCE DESIGN

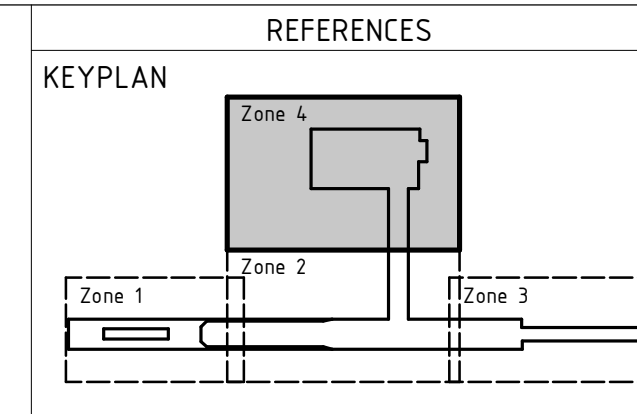
REV	DATE	AMENDMENT	DSN	DRN	CHK	APP
A	08.11.21	REFERENCE DESIGN	SK	NG	DO	
A01	30.09.21	ISSUED FOR RD-IDC	SK	NG	DO	

ORIG SIZE A1

0 10 20 30 40 50 100mm

AT ORIGINAL PLOT SIZE

This document must not be copied without PTA's written permission, and the contents thereof must not be imparted to a third party nor be used for any unauthorised purpose.



SCALE
1 : 100 (@ A1)

DATUM
HORIZONTAL: PCG2020
VERTICAL: AHD71

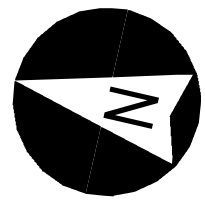
DESIGNED S. KINGWELL
DRAWN N. GRIME
CHECKED D. O'BRIEN
APPROVED Approver
DATE 08.11.21

Government of Western Australia
Public Transport Authority

MORLEY ELLENBROOK LINE

NORANDA STATION - ARCHITECTURAL
REFLECTED CEILING PLAN
VERTICAL TRANSPORT BUILDING - CONCOURSE

PTA Drawing No: 25-A-286-AR0076 Rev: A



1 NDA - SERVICE BUILDINGS

PRELIMINARY ONLY
NOT FOR CONSTRUCTION

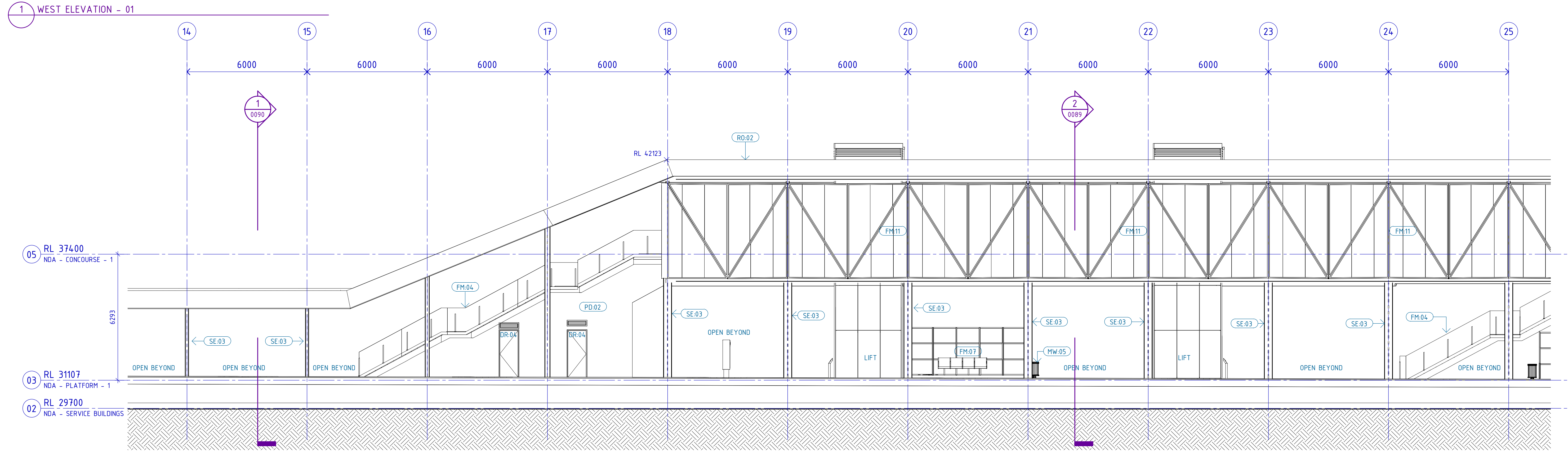
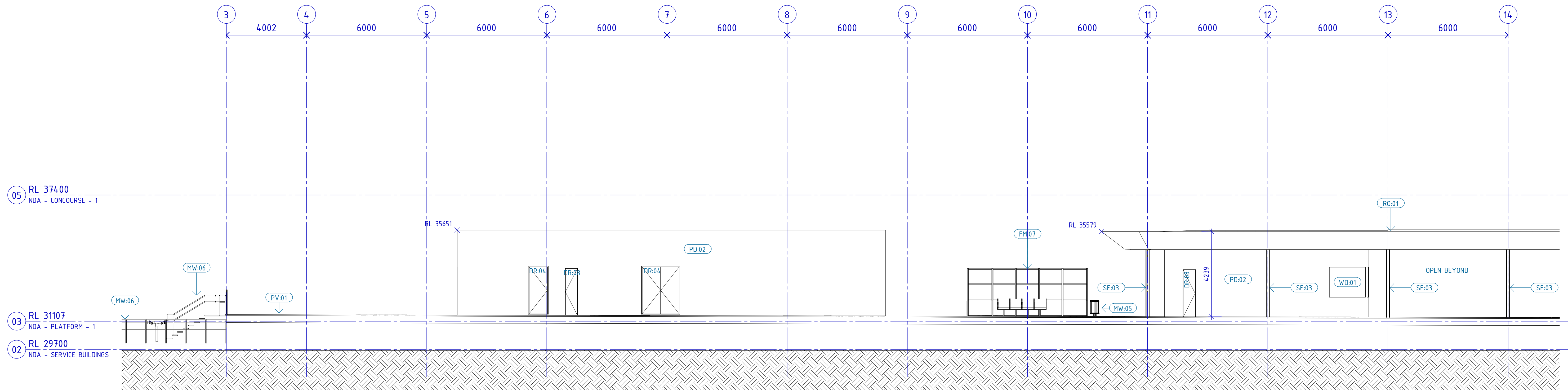
REFERENCE DESIGN

REV	DATE	AMENDMENT	DSN	DRN	CHK	APP
A	08.11.21	REFERENCE DESIGN	SK	NG	DO	
<p>ORIG SIZE A1</p> <p>0 10 20 30 40 50 100mm</p> <p>AT ORIGINAL PLOT SIZE</p> <p>This document must not be copied without PTA's written permission, and the contents thereof must not be imparted to a third party nor be used for any unauthorised purpose.</p>						



REFERENCES	SCALE 1 : 100 (@ A1)	DESIGNED S. KINGWELL
	DATUM	DRAWN N. GRIME
	HORIZONTAL: PCG2020	CHECKED D. O'BRIEN
	VERTICAL: AHD71	APPROVED Approver
		DATE 08.11.21


	MORLEY ELLENBROOK LINE
NORANDA STATION - ARCHITECTURAL	
REFLECTED CEILING PLAN - SERVICE COMPOUND	
PTA Drawing No: 25-A-286-AR0077	Rev: A



2 WEST ELEVATION - 02

PRELIMINARY ONLY
NOT FOR CONSTRUCTION

REFERENCE DESIGN

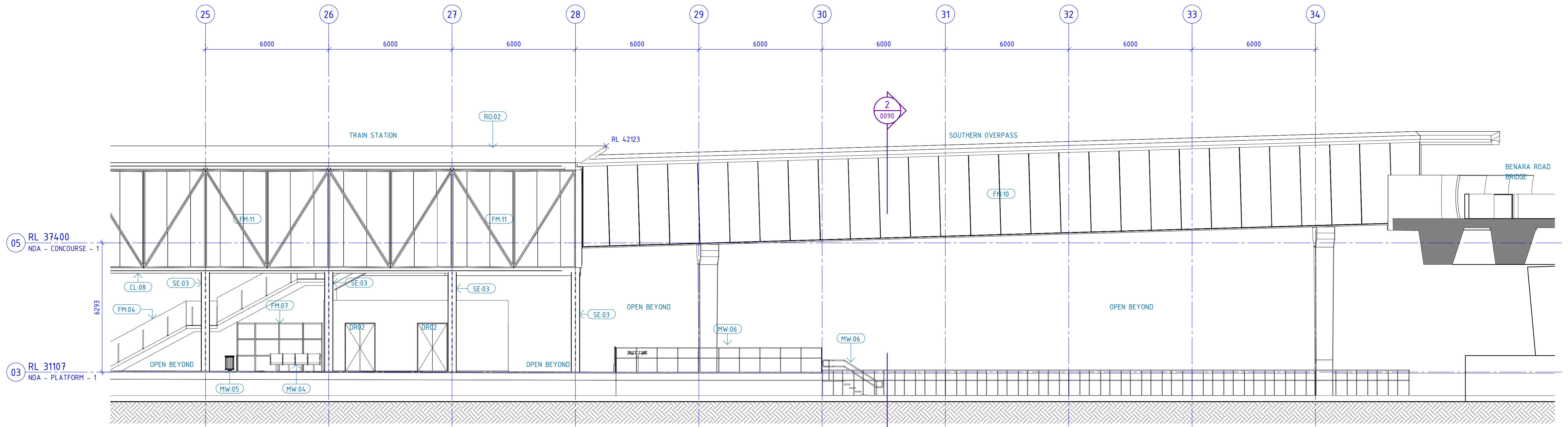

MORLEY ELLENBROOK LINE
NORANDA STATION - ARCHITECTURAL
GENERAL ARRANGEMENT
LONG ELEVATION - SHEET 1
PTA Drawing No: 25-A-286-AR0080 Rev: **A**

REV	DATE	AMENDMENT	DSN	DRN	CHK	APP
A	08.11.21	REFERENCE DESIGN	SK	NG	DO	
A02	30.09.21	ISSUED FOR RD-IDC	SK	NG	DO	
A01	06.08.21	ISSUED FOR INFORMATION	SK	NG	DO	

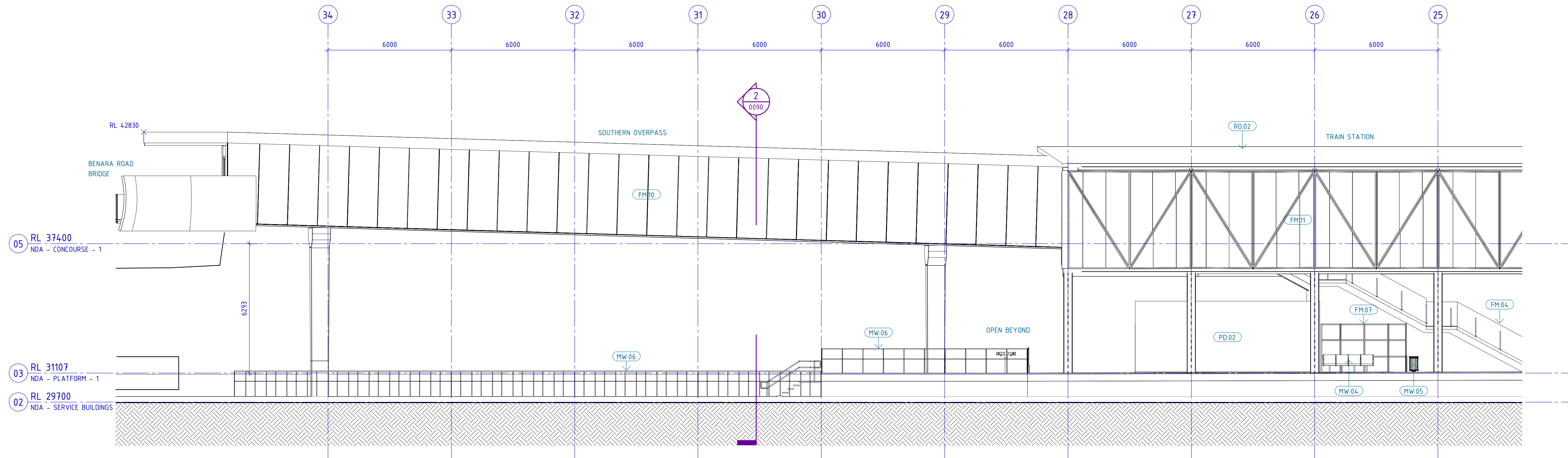
ORIG SIZE: **A1**
 AT ORIGINAL PLOT SIZE
 0 10 20 30 40 50 100mm
 This document must not be copied without PTA's written permission, and the contents thereof must not be imparted to a third party nor be used for any unauthorised purpose.



REFERENCES	SCALE	DESIGNED
	1 : 100 (@ A1)	S. KINGWELL
	DATUM	DRAWN N. GRIME
	HORIZONTAL: PCG2020	CHECKED D. O'BRIEN
	VERTICAL: AHD71	APPROVED Approver
		DATE 08.11.21



1 WEST ELEVATION - 03
SCALE 1 : 100



2 EAST ELEVATION - 01
SCALE 1 : 100

PRELIMINARY ONLY
NOT FOR CONSTRUCTION

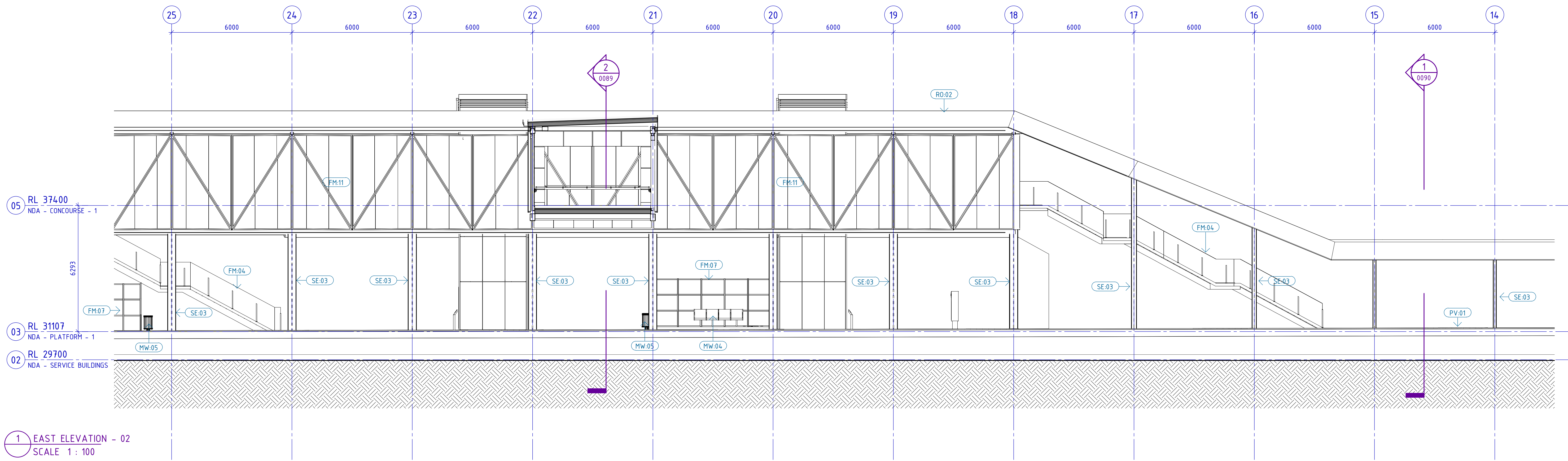
REFERENCE DESIGN

MORLEY ELLENBROOK LINE
NORANDA STATION - ARCHITECTURAL
GENERAL ARRANGEMENT
LONG ELEVATION - SHEET 2
PTA Drawing No: 25-A-286-AR0081 Rev: **A**

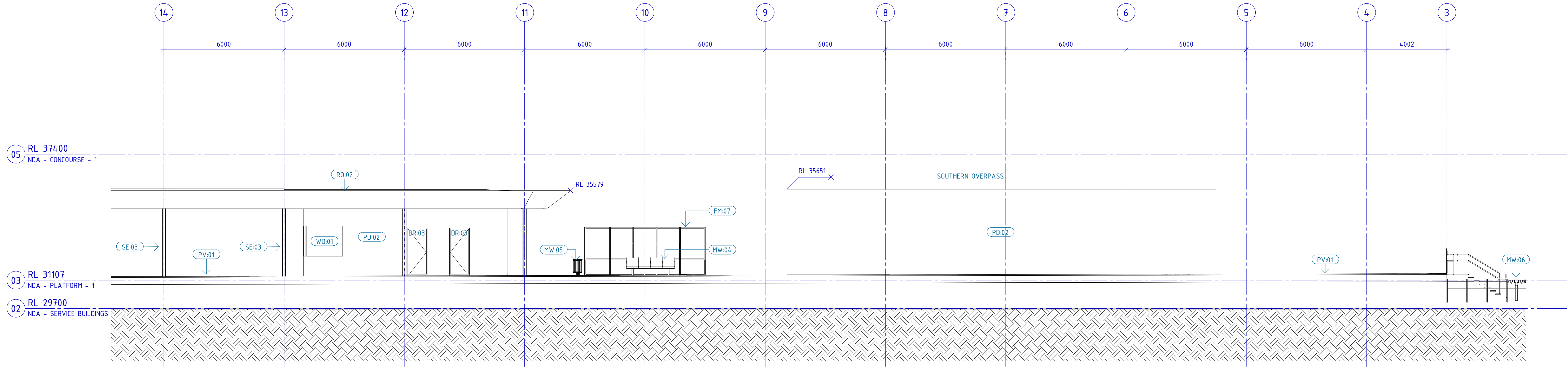
REV	DATE	AMENDMENT	DSN	DRN	CHK	APP
A	08.11.21	REFERENCE DESIGN	SK	NG	DO	
A01	30.09.21	ISSUED FOR RD-IDC	SK	NG	DO	
ORIG SIZE	0 10 20 30 40 50 100mm		This document must not be copied without PTA's written permission, and the contents thereof must not be imparted to a third party nor be used for any unauthorised purpose.			
A1	AT ORIGINAL PLOT SIZE					



REFERENCES	SCALE 1 : 100 (@ A1)	DESIGNED S. KINGWELL
	DATUM HORIZONTAL: PCG2020 VERTICAL: AHD71	DRAWN N. GRIME
		CHECKED D. O'BRIEN
		APPROVED Approver
		DATE 08.11.21




1 EAST ELEVATION - 02
SCALE 1 : 100



2 EAST ELEVATION - 03
SCALE 1 : 100

PRELIMINARY ONLY
NOT FOR CONSTRUCTION

REFERENCE DESIGN

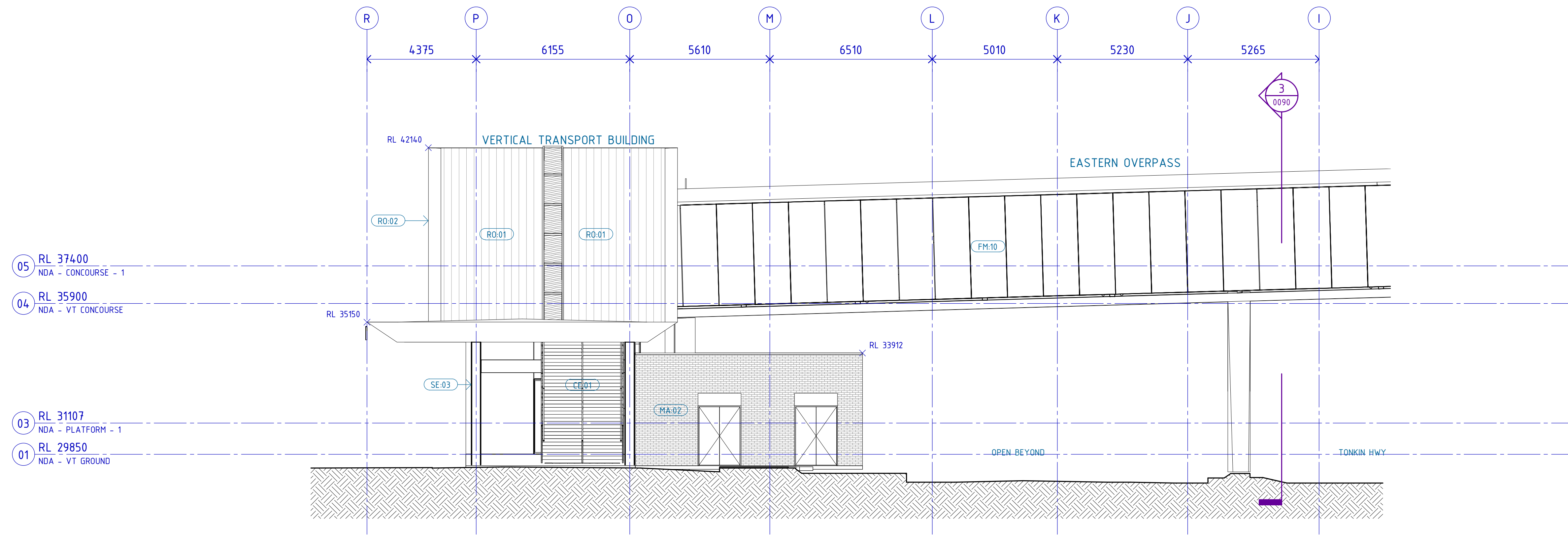

MORLEY ELLENBROOK LINE
NORANDA STATION - ARCHITECTURAL
GENERAL ARRANGEMENT
LONG ELEVATION - SHEET 3
PTA Drawing No: 25-A-286-AR0082 Rev: **A**

REV	DATE	AMENDMENT	DSN	DRN	CHK	APP
A	08.11.21	REFERENCE DESIGN	SK	NG	DO	
A02	30.09.21	ISSUED FOR RD-IDC	SK	NG	DO	
A01	06.08.21	ISSUED FOR INFORMATION	SK	NG	DO	

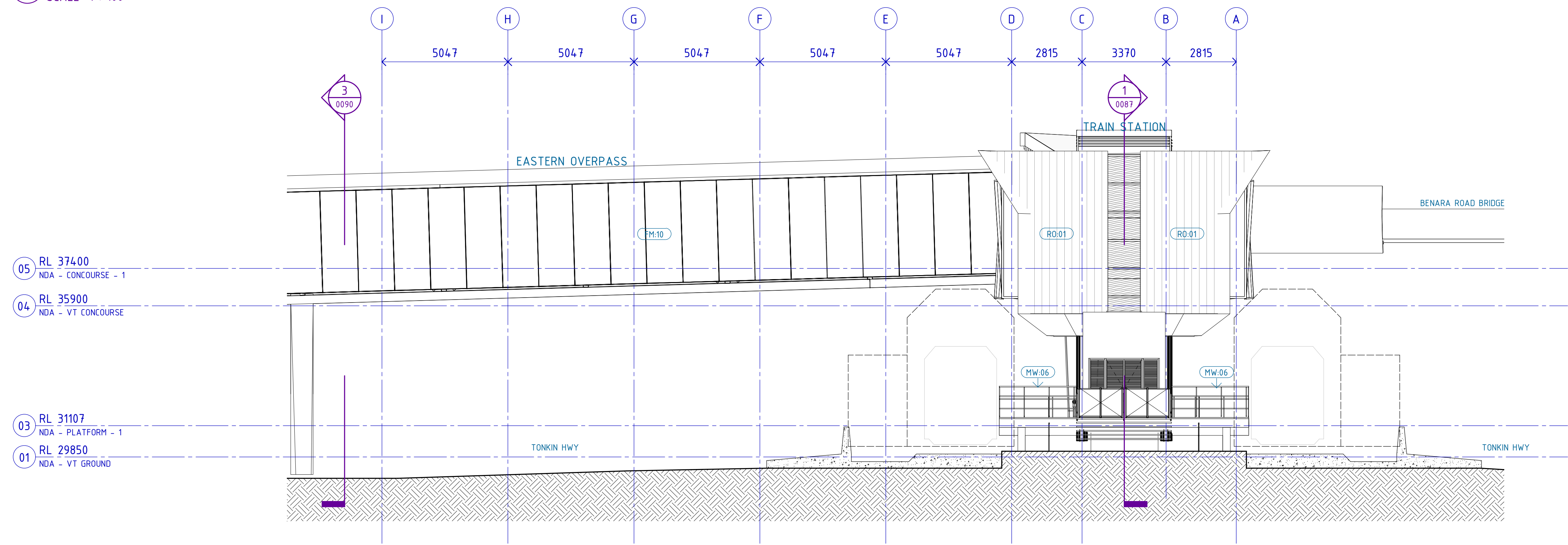
ORIG SIZE **A1**
 AT ORIGINAL PLOT SIZE
 0 10 20 30 40 50 100mm
 This document must not be copied without PTA's written permission, and the contents thereof must not be imparted to a third party nor be used for any unauthorised purpose.



REFERENCES	SCALE	DESIGNED
	1 : 100 (@ A1)	S. KINGWELL
	DATUM	DRAWN N. GRIME
	HORIZONTAL: PCG2020	CHECKED D. O'BRIEN
	VERTICAL: AHD71	APPROVED Approver
		DATE 08.11.21



1 NORTH ELEVATION - 01
SCALE 1 : 100



2 NORTH ELEVATION - 02
SCALE 1 : 100

PRELIMINARY ONLY
NOT FOR CONSTRUCTION

REFERENCE DESIGN

		MORLEY ELLENBROOK LINE	
NORANDA STATION - ARCHITECTURAL			
SHORT ELEVATION - SHEET 1			
PTA Drawing No: 25-A-286-AR0084		Rev: A	

REV	DATE	AMENDMENT	DSN	DRN	CHK	APP
A	08.11.21	REFERENCE DESIGN	SK	NG	DO	
A01	30.09.21	ISSUED FOR RD-IDC	SK	NG	DO	

ORIG SIZE: A1
AT ORIGINAL PLOT SIZE

This document must not be copied without PTA's written permission, and the contents thereof must not be imparted to a third party nor be used for any unauthorised purpose.

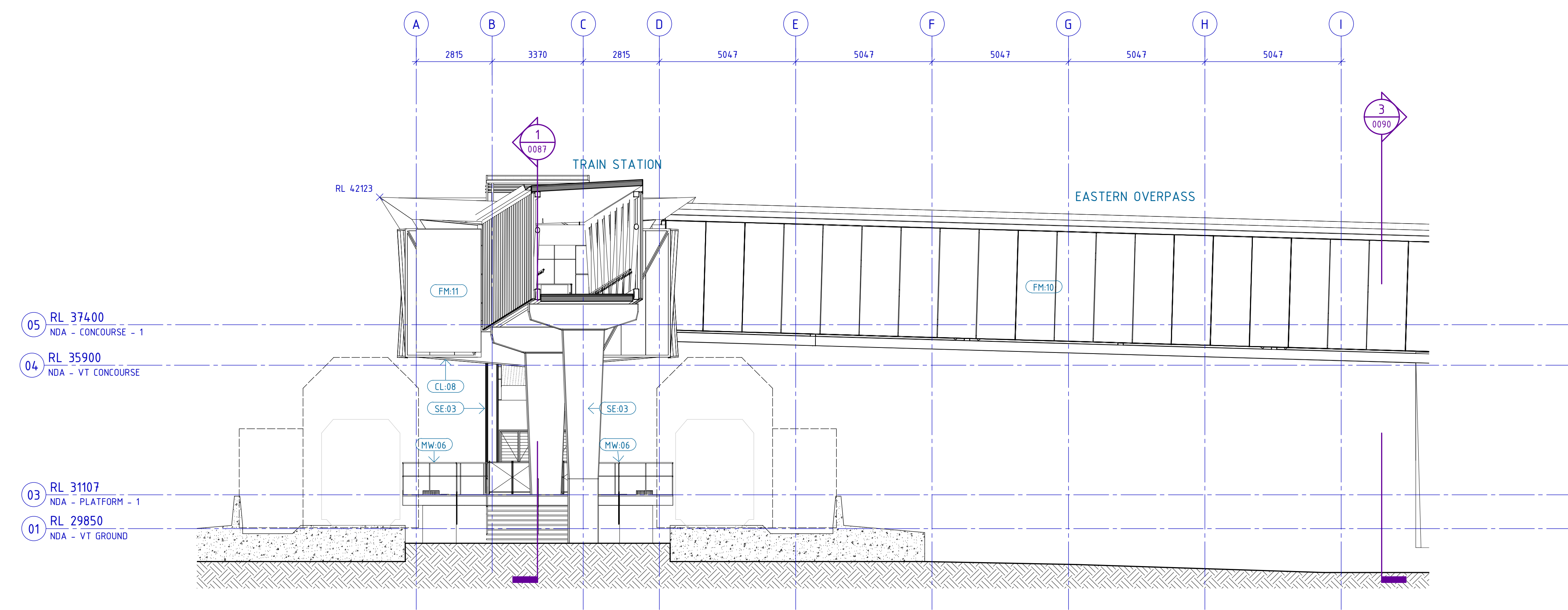


REV	DATE	AMENDMENT	DSN	DRN	CHK	APP
A	08.11.21	REFERENCE DESIGN	SK	NG	DO	
A01	30.09.21	ISSUED FOR RD-IDC	SK	NG	DO	

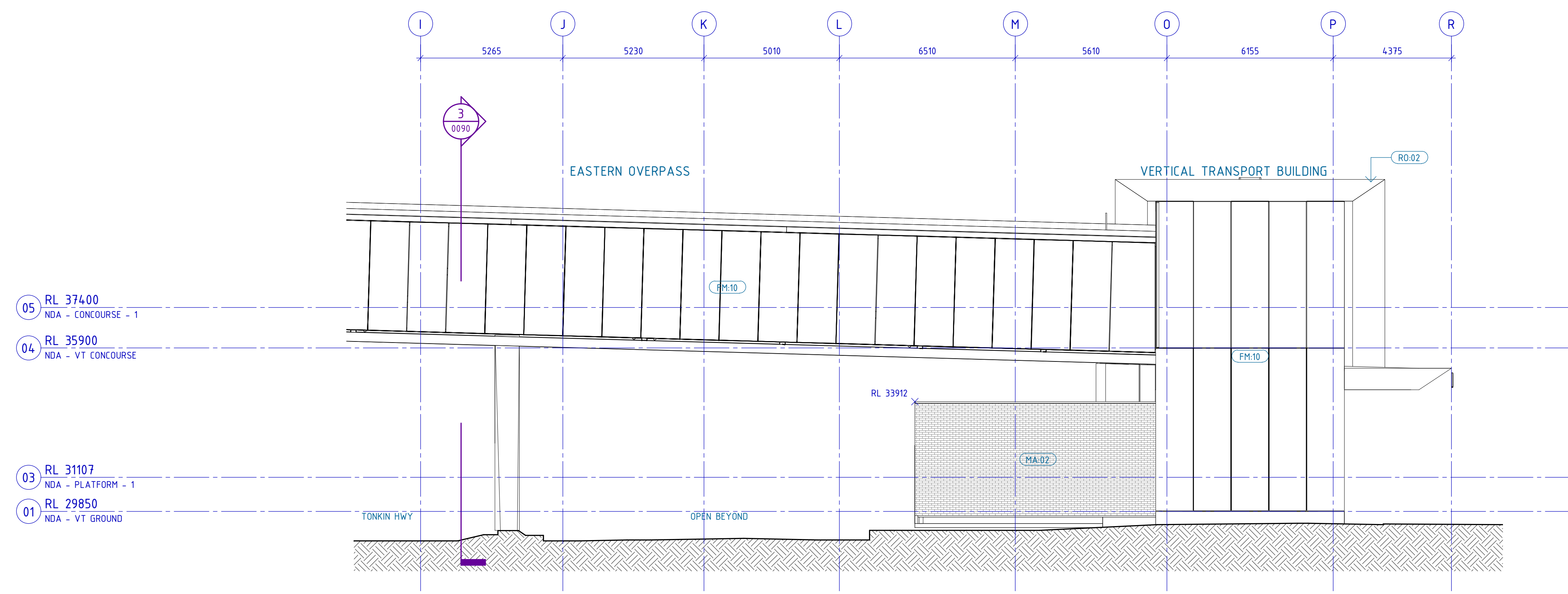
SCALE: 1 : 100 (@ A1)

DATUM: HORIZONTAL: PCG2020, VERTICAL: AHD71

DESIGNED: S. KINGWELL
DRAWN: N. GRIME
CHECKED: D. O'BRIEN
APPROVED: Approver
DATE: 08.11.21



1 SOUTH ELEVATION - 01
SCALE 1 : 100



2 SOUTH ELEVATION - 02
SCALE 1 : 100

PRELIMINARY ONLY
NOT FOR CONSTRUCTION

REFERENCE DESIGN

		MORLEY ELLENBROOK LINE	
NORANDA STATION - ARCHITECTURAL			
SHORT ELEVATION - SHEET 2			
PTA Drawing No: 25-A-286-AR0085		Rev: A	

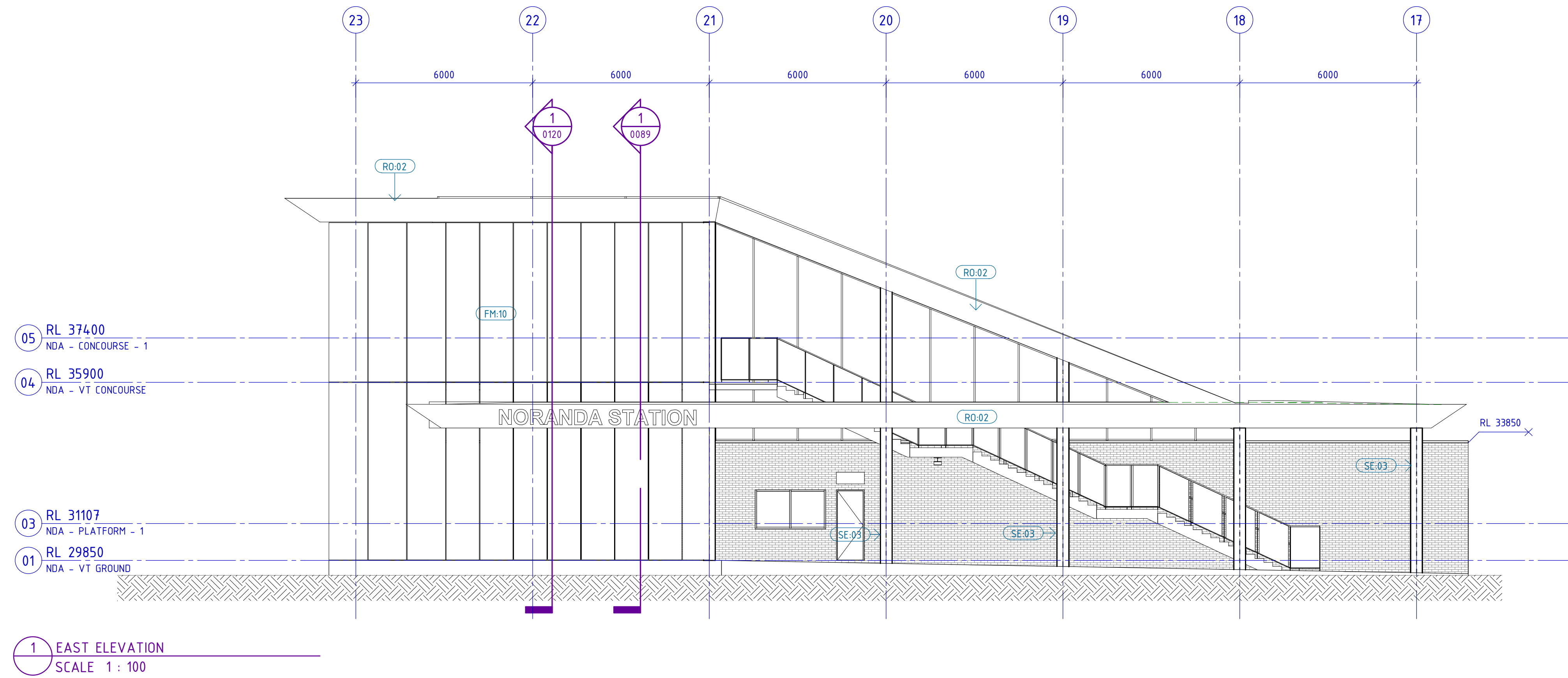
REV	DATE	AMENDMENT	DSN	DRN	CHK	APP
A	08.11.21	REFERENCE DESIGN	SK	NG	DO	
A01	30.09.21	ISSUED FOR RD-IDC	SK	NG	DO	

ORIG SIZE: A1
AT ORIGINAL PLOT SIZE

This document must not be copied without PTA's written permission, and the contents thereof must not be imparted to a third party nor be used for any unauthorised purpose.



REFERENCES	SCALE 1 : 100 (@ A1)	DESIGNED S. KINGWELL
	DATUM	DRAWN N. GRIME
	HORIZONTAL: PCG2020	CHECKED D. O'BRIEN
	VERTICAL: AHD71	APPROVED Approver
		DATE 08.11.21



PRELIMINARY ONLY
NOT FOR CONSTRUCTION

REFERENCE DESIGN

REV	DATE	AMENDMENT	DSN	DRN	CHK	APP
A	08.11.21	REFERENCE DESIGN	SK	NG	DO	
A01	30.09.21	ISSUED FOR RD-IDC	SK	NG	DO	

ORIG SIZE A1
AT ORIGINAL PLOT SIZE

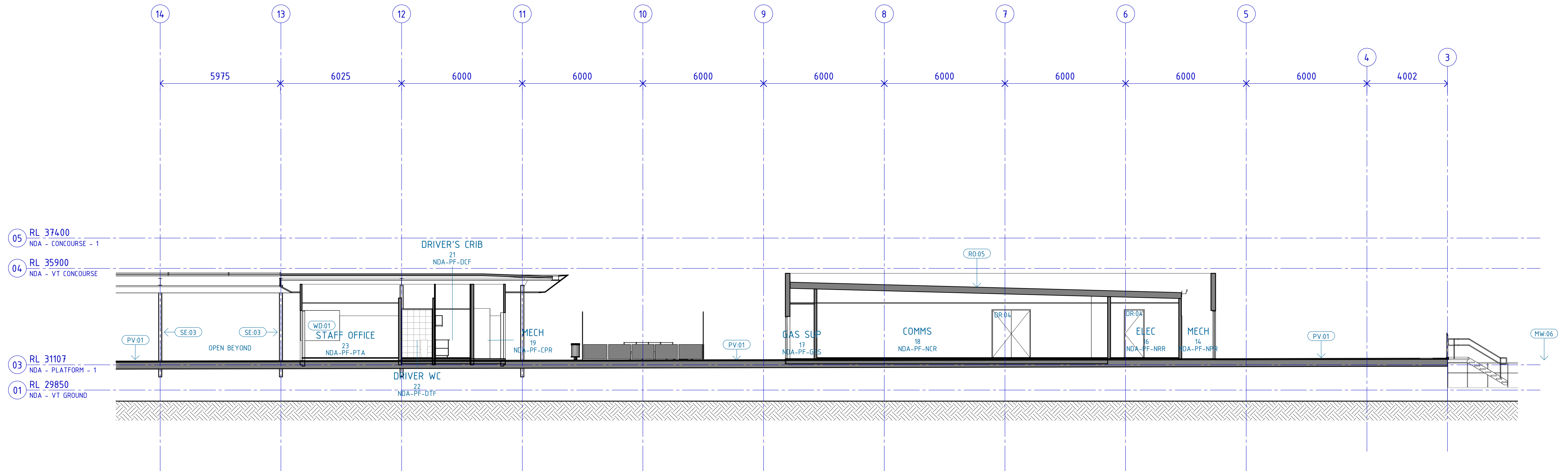
0 10 20 30 40 50 100mm

This document must not be copied without PTA's written permission, and the contents thereof must not be imparted to a third party nor be used for any unauthorised purpose.



REFERENCES	SCALE	DESIGNED
	1 : 100 (@ A1)	S. KINGWELL
		DRAWN N. GRIME
		CHECKED D. O'BRIEN
		APPROVED Approver
		DATE 08.11.21

MORLEY ELLENBROOK LINE	
NORANDA STATION - ARCHITECTURAL	
VERTICAL TRANSPORT BUILDING ELEVATION - SHEET 1	
PTA Drawing No: 25-A-286-AR0086	Rev: A



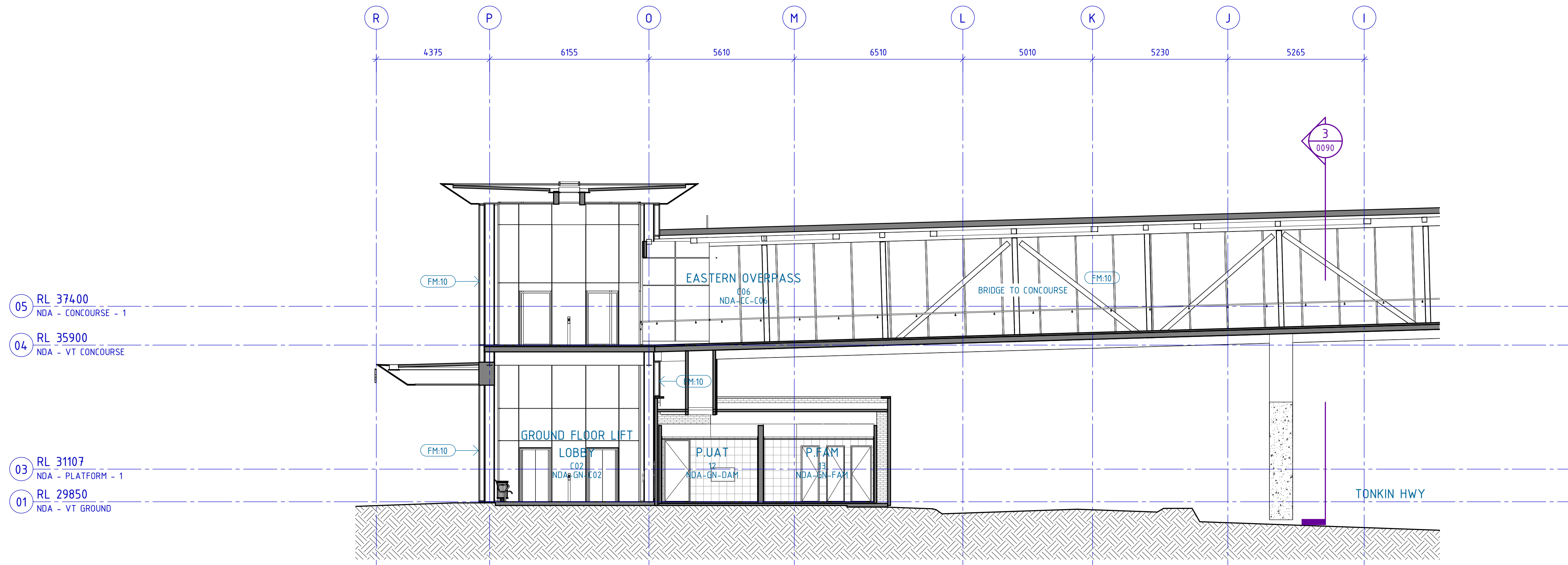
1 SECTION 01-3
SCALE 1 : 100

PRELIMINARY ONLY
NOT FOR CONSTRUCTION

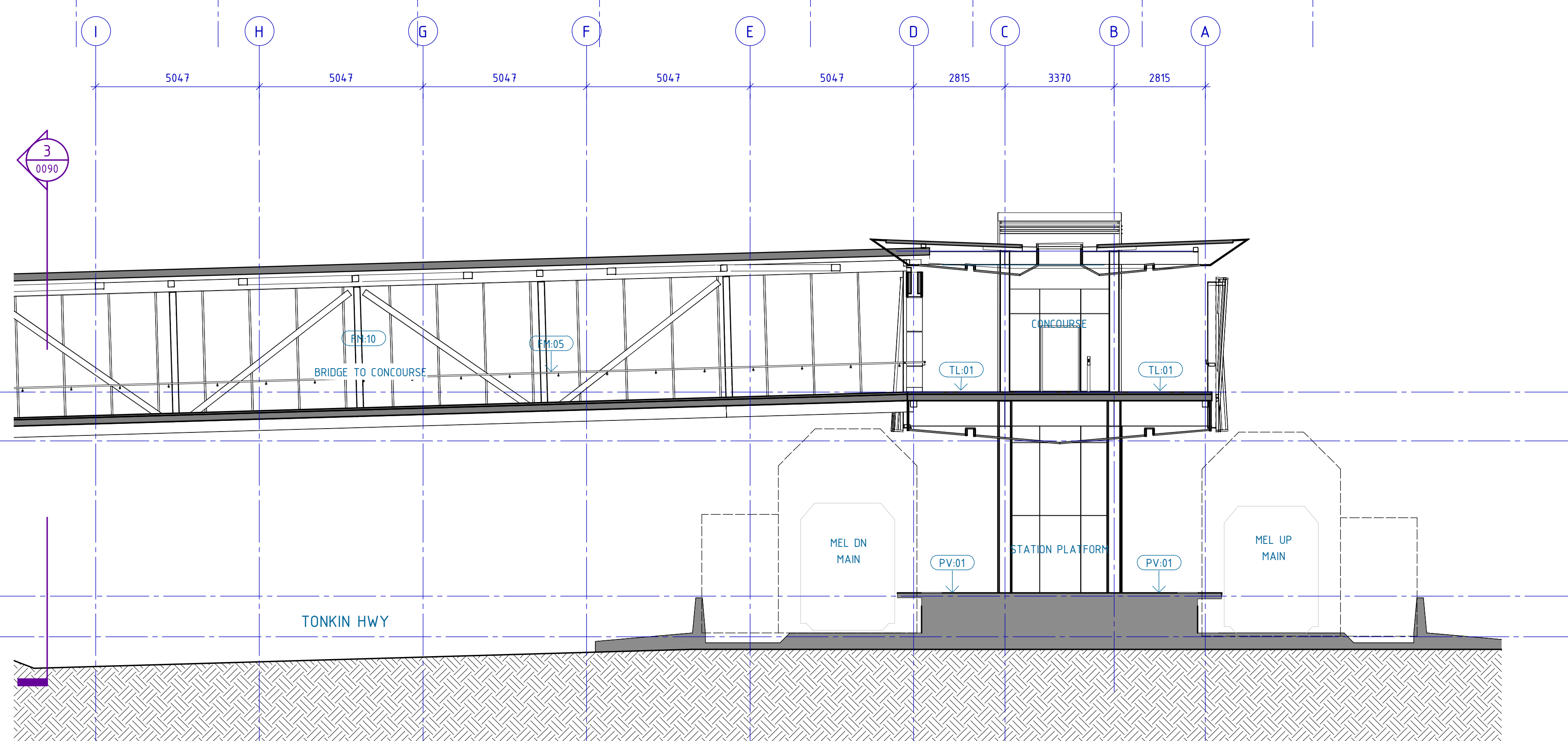
REV	DATE	AMENDMENT	DSN	DRN	CHK	APP
A	08.11.21	REFERENCE DESIGN	SK	NG	DO	
A01	30.09.21	ISSUED FOR RD-IDC	SK	NG	DO	
<p>ORIG SIZE A1</p> <p>AT ORIGINAL PLOT SIZE</p> <p>0 10 20 30 40 50 100mm</p> <p>This document must not be copied without PTA's written permission, and the contents thereof must not be imparted to a third party nor be used for any unauthorised purpose.</p>						



REFERENCES	SCALE 1 : 100 (@ A1)	DESIGNED S. KINGWELL	MORLEY ELLENBROOK LINE
	DATUM HORIZONTAL: PCG2020 VERTICAL: AHD71	DRAWN N. GRIME	
		CHECKED D. O'BRIEN	NORANDA STATION - ARCHITECTURAL GENERAL ARRANGEMENT LONG SECTION - SHEET 2
		APPROVED Approver DATE 08.11.21	



1 SECTION 02-1
SCALE 1 : 100



2 SECTION 02-2
SCALE 1 : 100

PRELIMINARY ONLY
NOT FOR CONSTRUCTION

REFERENCE DESIGN

REV	DATE	AMENDMENT	DSN	DRN	CHK	APP
A	08.11.21	REFERENCE DESIGN	SK	NG	DO	
A01	30.09.21	ISSUED FOR RD-IDC	SK	NG	DO	

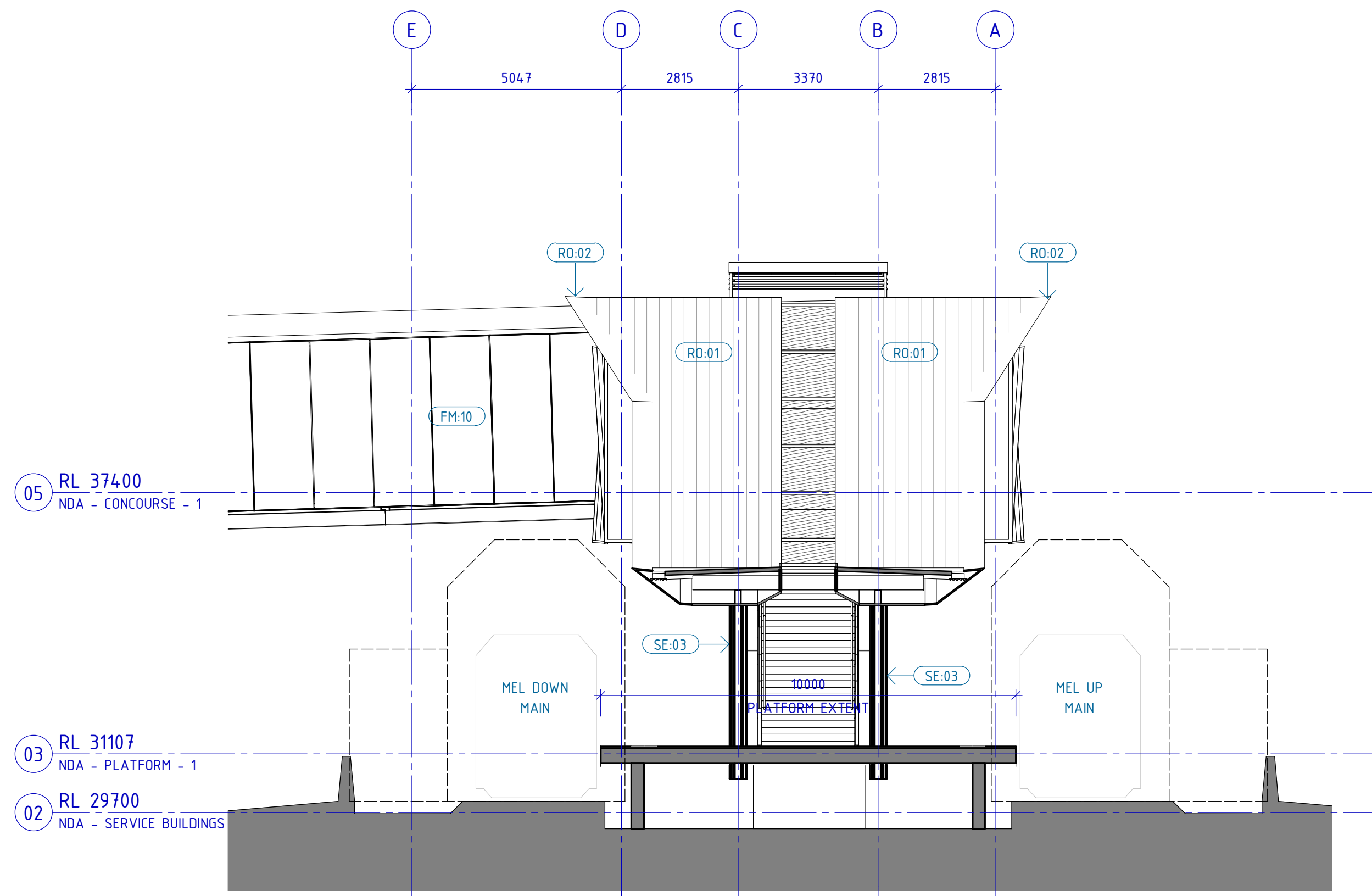
ORIG SIZE A1
AT ORIGINAL PLOT SIZE

This document must not be copied without PTA's written permission, and the contents thereof must not be imparted to a third party nor be used for any unauthorised purpose.

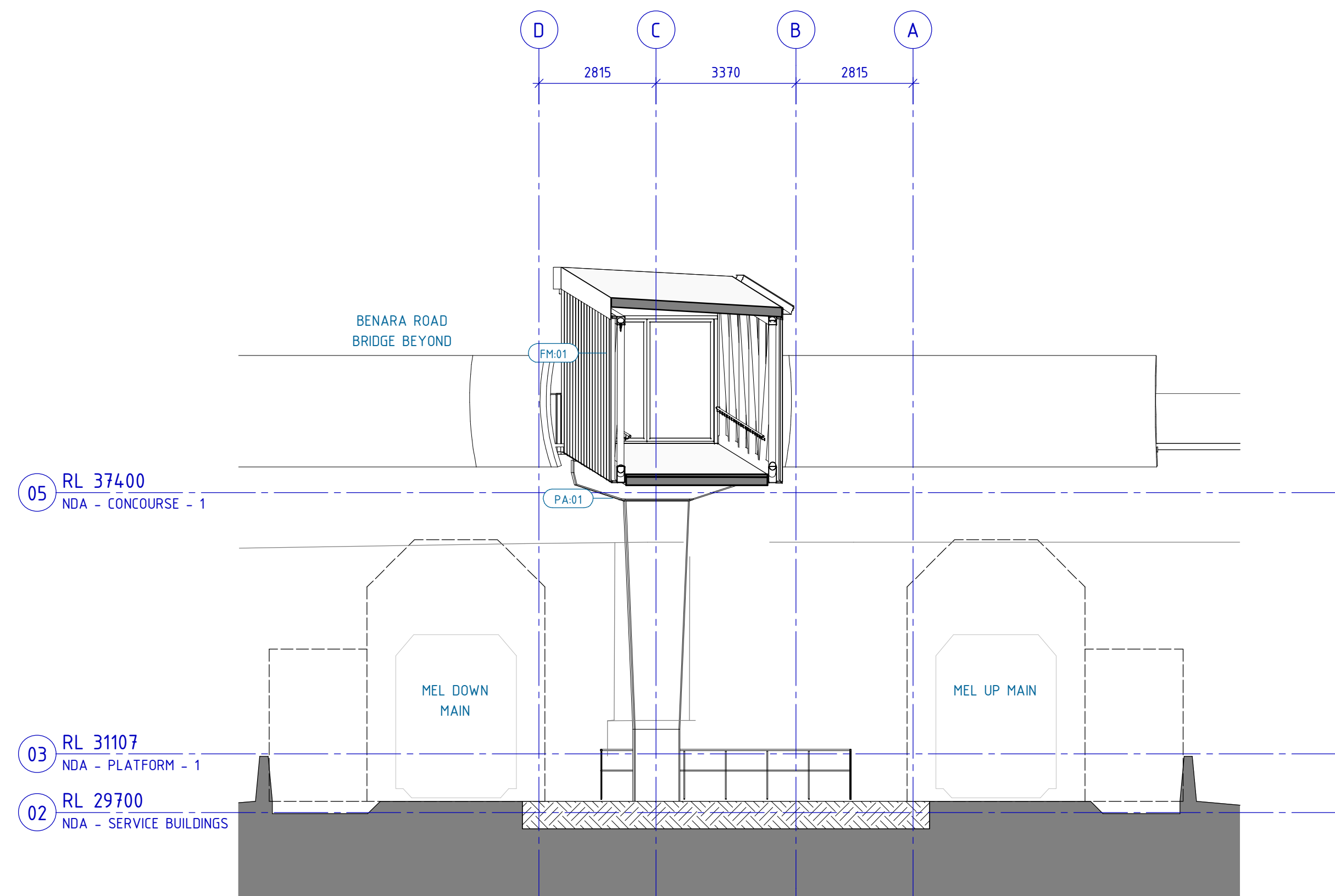


REFERENCES	SCALE 1 : 100 (@ A1)	DESIGNED S. KINGWELL
	DATUM HORIZONTAL: PCG2020 VERTICAL: AHD71	DRAWN N. GRIME
		CHECKED D. O'BRIEN
		APPROVED Approver
		DATE 08.11.21

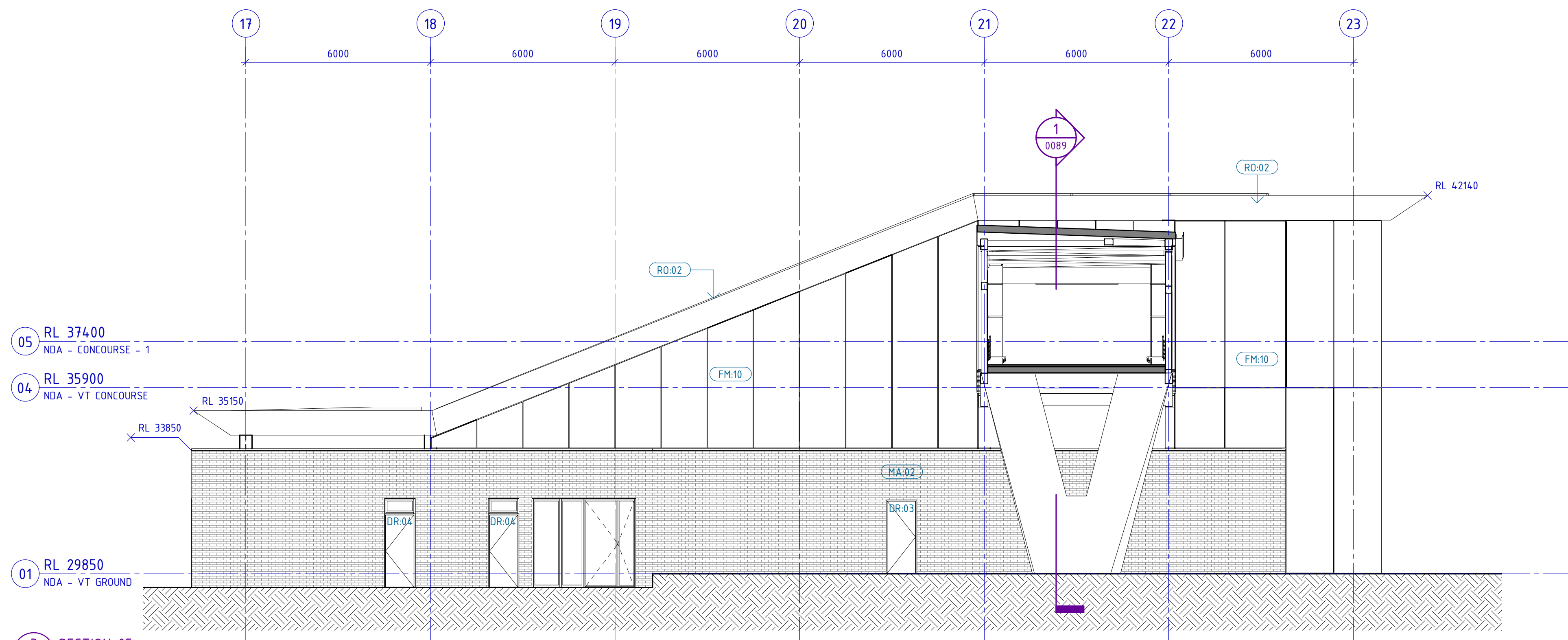
Government of Western Australia Public Transport Authority	MORLEY ELLENBROOK LINE
NORANDA STATION - ARCHITECTURAL	
GENERAL ARRANGEMENT	
SHORT SECTION - SHEET 1	
PTA Drawing No: 25-A-286-AR0089	Rev: A



1 SECTION 03
SCALE 1 : 100



2 SECTION 04
SCALE 1 : 100



3 SECTION 05
SCALE 1 : 100

PRELIMINARY ONLY
NOT FOR CONSTRUCTION

REFERENCE DESIGN

MORLEY ELLENBROOK LINE
NORANDA STATION - ARCHITECTURAL
GENERAL ARRANGEMENT
SHORT SECTION - SHEET 2
PTA Drawing No: 25-A-286-AR0090

REV	DATE	AMENDMENT	DSN	DRN	CHK	APP
A	08.11.21	REFERENCE DESIGN	SK	NG	DO	
A01	30.09.21	ISSUED FOR RD-IDC	SK	NG	DO	

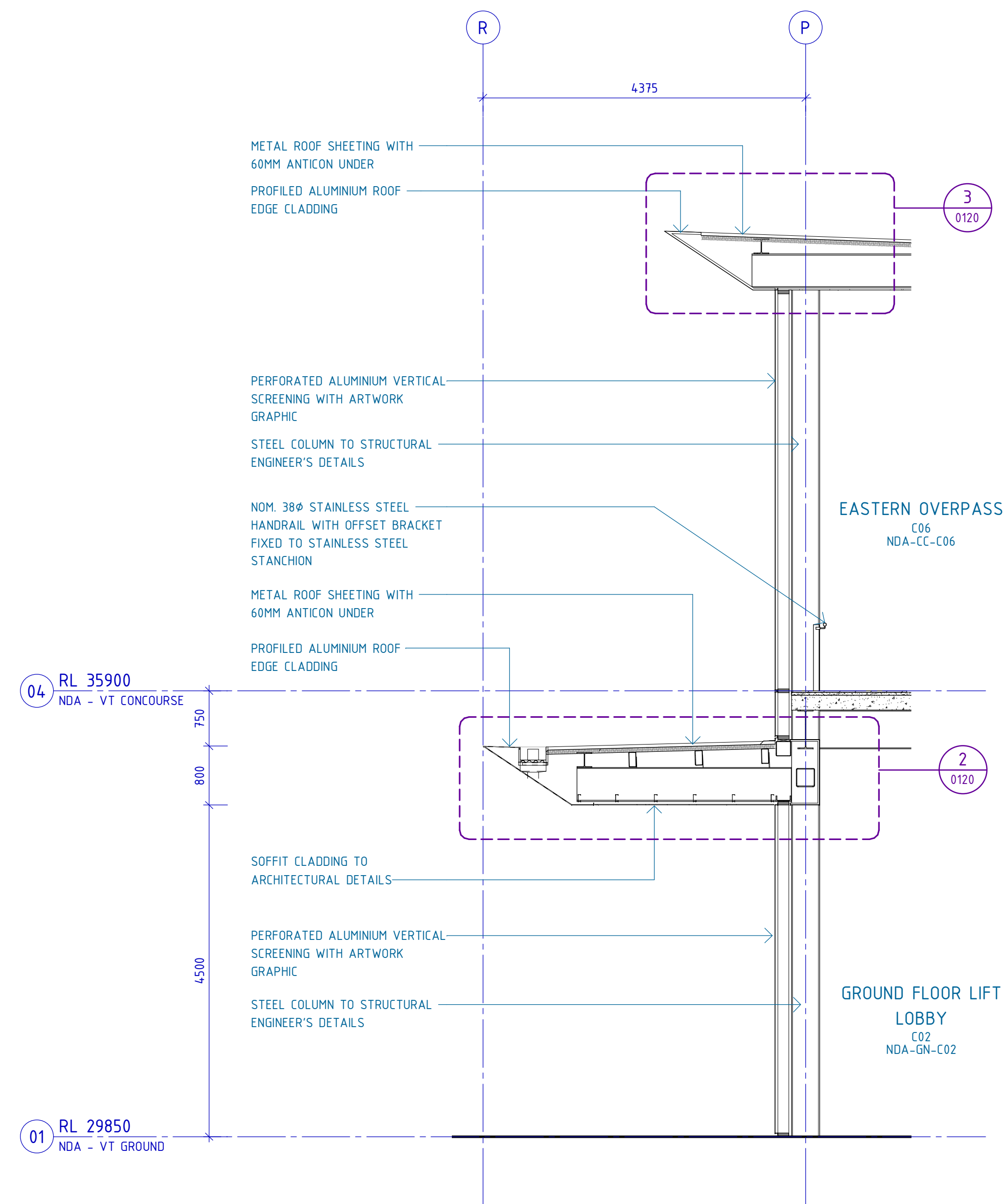
ORIG SIZE **A1** AT ORIGINAL PLOT SIZE

0 10 20 30 40 50 100mm

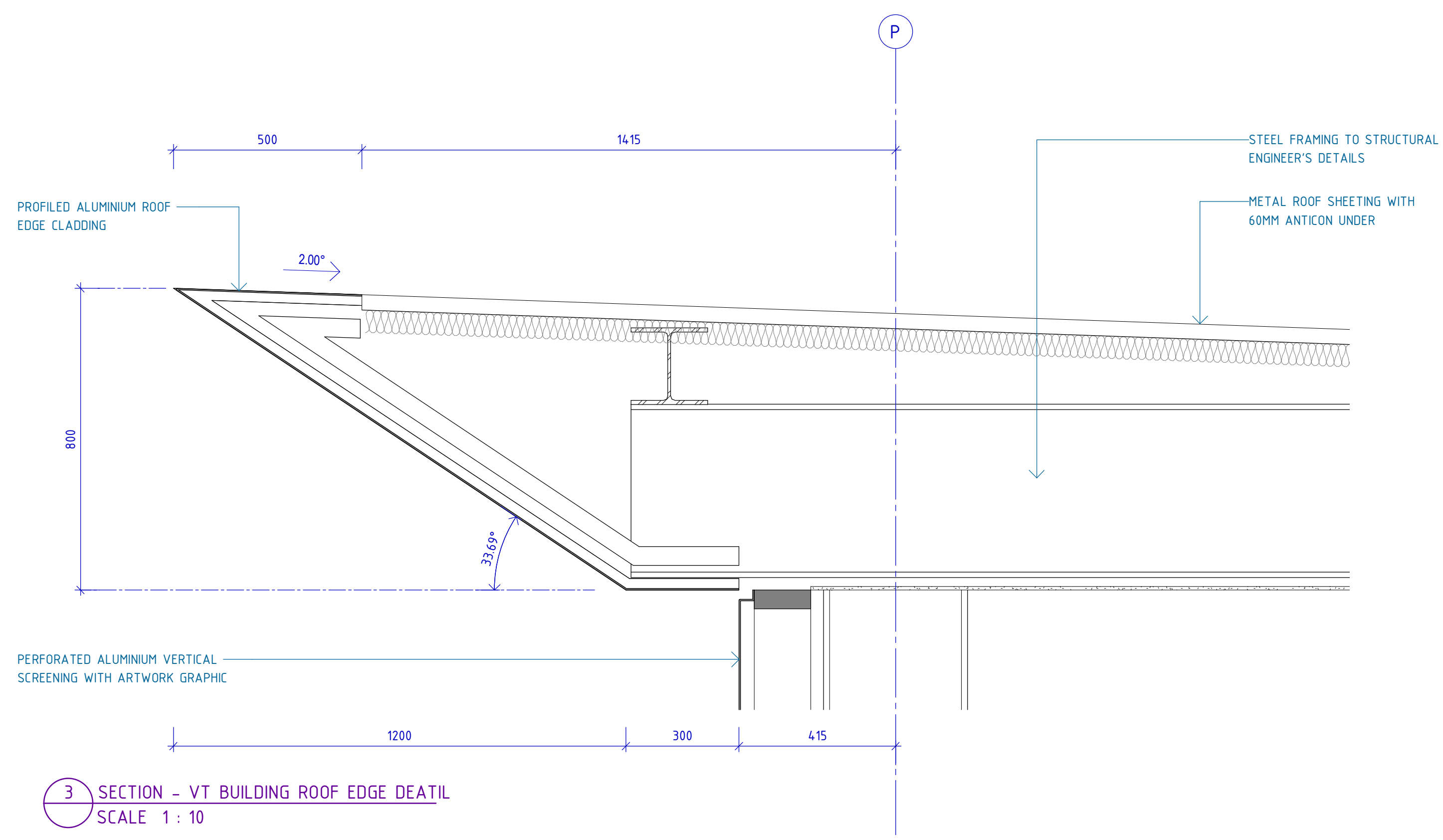
This document must not be copied without PTA's written permission, and the contents thereof must not be imparted to a third party nor be used for any unauthorised purpose.



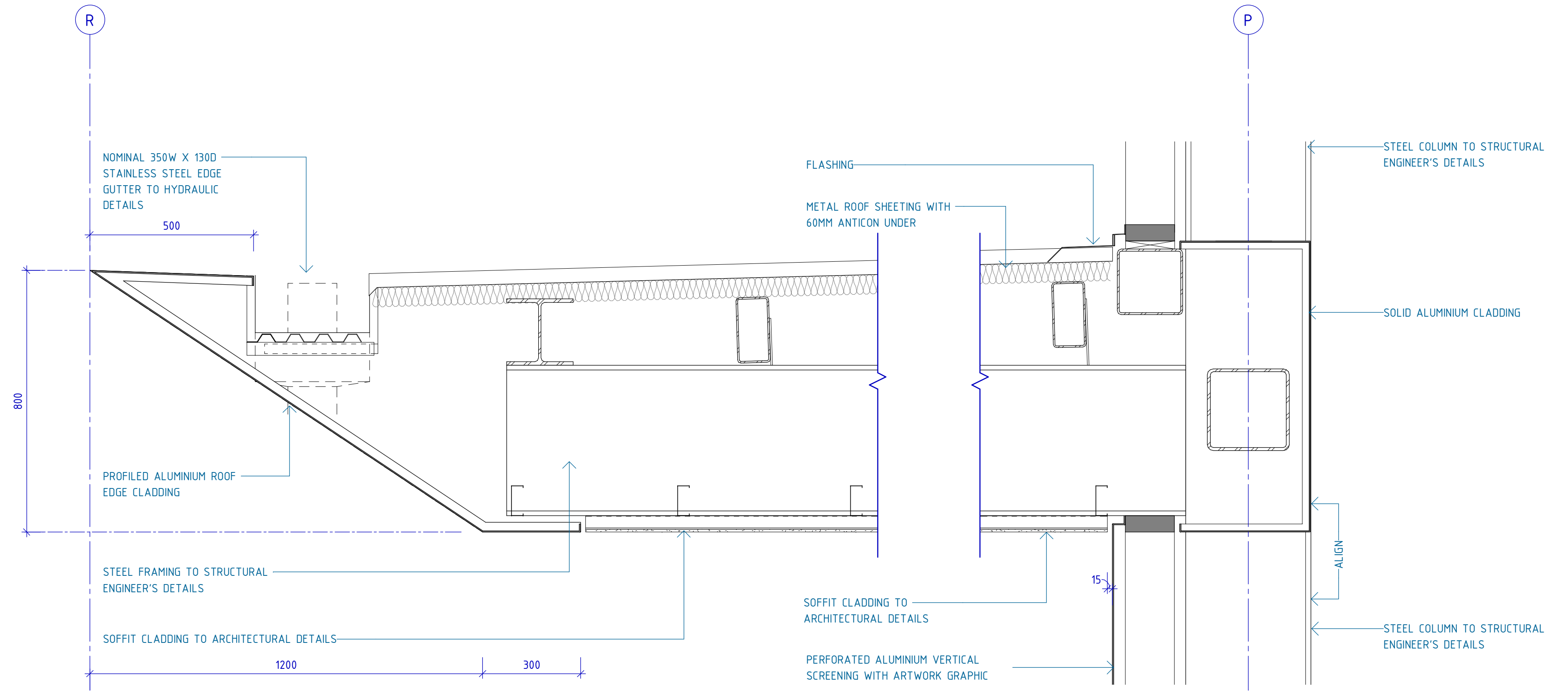
REFERENCES	SCALE	DESIGNED
	1 : 100 (@ A1)	S. KINGWELL
		DRAWN N. GRIME
		CHECKED D. O'BRIEN
		APPROVED Approver
		DATE 08.11.21



1 SECTION - VT BUILDING FACADE SECTION DETAIL
SCALE 1 : 50



3 SECTION - VT BUILDING ROOF EDGE DETAIL
SCALE 1 : 10



2 SECTION - VT BUILDING CANOPY DETAIL
SCALE 1 : 10

PRELIMINARY ONLY
NOT FOR CONSTRUCTION

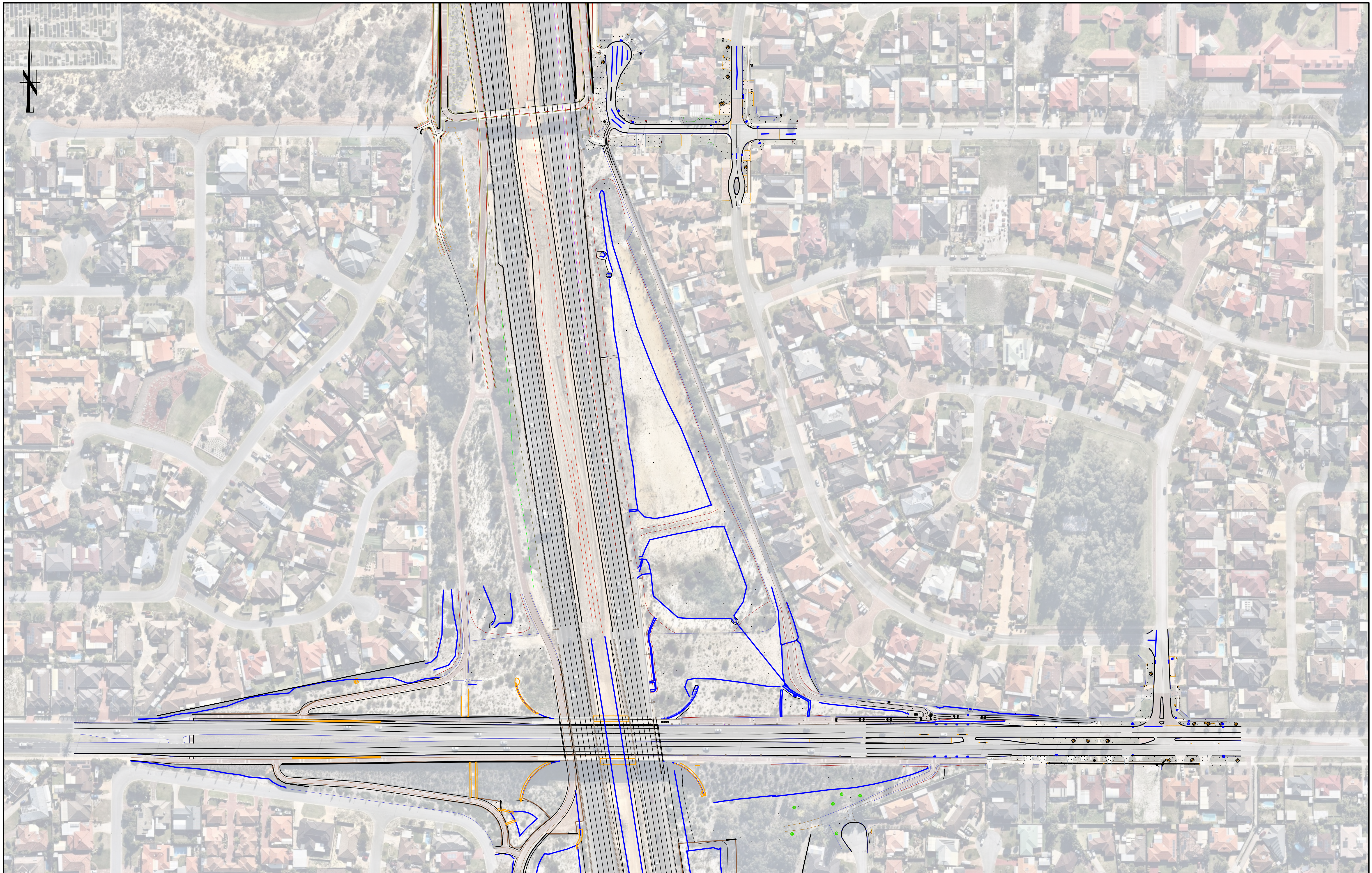
REFERENCE DESIGN

REV	DATE	AMENDMENT	DSN	DRN	CHK	APP
A	08.11.21	REFERENCE DESIGN	SK	NG	DO	
A01	30.09.21	ISSUED FOR RD-IDC	SK	NG	DO	
ORIG SIZE	A1					
<small>This document must not be copied without PTA's written permission, and the contents thereof must not be imparted to a third party nor be used for any unauthorised purpose.</small>						



REFERENCES	SCALE	DESIGNED
	As indicated (@ A1)	S. KINGWELL
	DATUM	DRAWN
	HORIZONTAL: PCG2020	N. GRIME
	VERTICAL: AHD71	CHECKED
		D. O'BRIEN
		APPROVED
		Approver
		DATE
		08.11.21

		MORLEY ELLENBROOK LINE
NORANDA STATION - ARCHITECTURAL		
DETAILS		
VT BUILDING DETAILS - SHEET 1		
PTA Drawing No: 25-A-286-AR0120	Rev: A	




A	21-08-02	FIRST ISSUE							
REV	DATE	AMENDMENT							
ORIG SIZE									
A1									



REFERENCES

SCALE
1:2000
DATUM
HORIZONTAL: PCG2020
VERTICAL: AHD71

DESIGNED
DRAWN Z. FARMER
CHECKED G. LOCKARD
APPROVED
DATE



 Noranda Existing Civil Layout

PTA Drawing No: MEL-MLCX-CI-SKT-00012 Rev: A