

## **Appendix I – Architectural Drawings for Beckenham Train Station (Plans, Elevations, Typical Sections) prepared by ALUA**

# VICTORIA PARK TO CANNING LEVEL CROSSING REMOVAL PROGRAM

## BECKENHAM STATION - ARCHITECTURAL

### PACKAGE 4



PRINT IN COLOUR

REFERENCE DESIGN

A1	01.05.23	ISSUE FOR INTERNAL REVIEW	HAS	HAS	WG	BH			
REV	DATE	AMENDMENT	DSN	DRN	CHK	APP			
ORIG SIZE	0 10 20 30 40 50 100mm		This document must not be copied without PTA's written permission, and the contents thereof must not be imparted to a third party nor be used for any unauthorised purpose.						
A1	AT ORIGINAL PLOT SIZE								

ARMADALE LINE UPGRADE ALLIANCE  
Innovation to Reality

Contractor No: LXR-P4-Z5-BK-SN-AR-DWG-00001

SIGNATURE	
DATE	
DATE APPROVED	


DATUM	
HORIZONTAL: PCG20	
VERTICAL: AHD71	

DESIGNED	HASSELL
DRAWN	HASSELL
CHECKED	W. GREENSILL
APPROVED	B. HOY
DATE	

	VICTORIA PARK TO CANNING LEVEL CROSSING REMOVAL
BECKENHAM - ARCHITECTURAL STATION WIDE COVER SHEET	
PTA Drawing No: 04-A-74-AR10002   Rev: A1	

DRAWING LIST		
ALUA DRAWING NUMBER	PTA DRAWING NUMBER	SHEET NAME
LXR-P4-Z5-BK-SN-AR-DWG-00001	04-A-74-AR-10002	COVER SHEET
LXR-P4-Z5-BK-SN-AR-DWG-00002	04-A-74-AR-10003	DRAWING LIST
LXR-P4-Z5-BK-SN-AR-DWG-00003	04-A-74-AR-10004	SYMBOLOLOGY
LXR-P4-Z5-BK-SN-AR-DWG-00004	04-A-74-AR-10005	ABBREVIATIONS
LXR-P4-Z5-BK-SN-AR-DWG-00006	04-A-74-AR-10007	AXONOMETRIC
LXR-P4-Z5-BK-SN-AR-DWG-00008	04-A-74-AR-10009	ARCHITECTURAL VISUALISATION - INTERNAL VIEW
LXR-P4-Z5-BK-SN-AR-DWG-00010	04-A-74-AR-10010	LOCALITY PLAN
LXR-P4-Z5-BK-SN-AR-DWG-00011	04-A-74-AR-10011	SITE PLAN
LXR-P4-Z5-BK-SN-AR-DWG-00100	04-A-74-AR-10012	GA PLANS
LXR-P4-Z5-BK-SN-AR-DWG-00101	04-A-74-AR-10013	GA ROOF PLANS
LXR-P4-Z5-BK-SN-AR-DWG-00102	04-A-74-AR-10014	GA REFLECTED CEILING PLANS
LXR-P4-Z5-BK-SN-AR-DWG-00103	04-A-74-AR-10015	GA ELEVATIONS
LXR-P4-Z5-BK-SN-AR-DWG-00104	04-A-74-AR-10016	GA LONG SECTIONS
LXR-P4-Z5-BK-SN-AR-DWG-00105	04-A-74-AR-10017	GA CROSS SECTIONS
LXR-P4-Z5-BK-SN-AR-DWG-00106	04-A-74-AR-10018	CONCOURSE PLAN - ZONE A
LXR-P4-Z5-BK-SN-AR-DWG-00107	04-A-74-AR-10019	CONCOURSE PLAN - ZONE B
LXR-P4-Z5-BK-SN-AR-DWG-00108	04-A-74-AR-10020	CONCOURSE PLAN - ZONE C
LXR-P4-Z5-BK-SN-AR-DWG-00109	04-A-74-AR-10021	PLATFORM PLAN - ZONE A
LXR-P4-Z5-BK-SN-AR-DWG-00110	04-A-74-AR-10022	PLATFORM PLAN - ZONE B
LXR-P4-Z5-BK-SN-AR-DWG-00111	04-A-74-AR-10023	PLATFORM PLAN - ZONE C
LXR-P4-Z5-BK-SN-AR-DWG-00112	04-A-74-AR-10024	CONCOURSE ROOF PLAN - ZONE B
LXR-P4-Z5-BK-SN-AR-DWG-00113	04-A-74-AR-10025	CONCOURSE ROOF PLAN - ZONE C
LXR-P4-Z5-BK-SN-AR-DWG-00114	04-A-74-AR-10026	PLATFORM ROOF PLAN - ZONE A-B
LXR-P4-Z5-BK-SN-AR-DWG-00115	04-A-74-AR-10027	PLATFORM ROOF PLAN - ZONE C
LXR-P4-Z5-BK-SN-AR-DWG-00117	04-A-74-AR-10029	RCP - CONCOURSE - ZONE B
LXR-P4-Z5-BK-SN-AR-DWG-00118	04-A-74-AR-10030	RCP - CONCOURSE - ZONE C
LXR-P4-Z5-BK-SN-AR-DWG-00119	04-A-74-AR-10031	REP - VIADUCT SOFFIT - ZONE A
LXR-P4-Z5-BK-SN-AR-DWG-00120	04-A-74-AR-10032	REP - VIADUCT SOFFIT - ZONE B
LXR-P4-Z5-BK-SN-AR-DWG-00121	04-A-74-AR-10033	REP - VIADUCT SOFFIT - ZONE C
LXR-P4-Z5-BK-SN-AR-DWG-00122	04-A-74-AR-10034	REP - PLATFORM - ZONE A-B
LXR-P4-Z5-BK-SN-AR-DWG-00123	04-A-74-AR-10035	REP - PLATFORM - ZONE C
LXR-P4-Z5-BK-SN-AR-DWG-00130	04-A-74-AR-10036	ELEVATIONS - STATION - WEST - SHEET 1
LXR-P4-Z5-BK-SN-AR-DWG-00131	04-A-74-AR-10037	ELEVATIONS - STATION - WEST - SHEET 2
LXR-P4-Z5-BK-SN-AR-DWG-00132	04-A-74-AR-10038	ELEVATIONS - STATION - EAST - SHEET 1
LXR-P4-Z5-BK-SN-AR-DWG-00133	04-A-74-AR-10039	ELEVATIONS - STATION - EAST - SHEET 2
LXR-P4-Z5-BK-SN-AR-DWG-00134	04-A-74-AR-10040	ELEVATIONS - NORTH AND SOUTH
LXR-P4-Z5-BK-SN-AR-DWG-00135	04-A-74-AR-10041	ELEVATIONS - BUILDING FACADES - SHEET 1
LXR-P4-Z5-BK-SN-AR-DWG-00136	04-A-74-AR-10042	ELEVATIONS - BUILDING FACADES - SHEET 2
LXR-P4-Z5-BK-SN-AR-DWG-00137	04-A-74-AR-10043	ELEVATIONS - BUILDING FACADES - SHEET 3
LXR-P4-Z5-BK-SN-AR-DWG-00138	04-A-74-AR-10044	ELEVATIONS - BUILDING FACADES - SHEET 4
LXR-P4-Z5-BK-SN-AR-DWG-00140	04-A-74-AR-10050	SECTIONS - LONG - SHEET 1
LXR-P4-Z5-BK-SN-AR-DWG-00141	04-A-74-AR-10051	SECTIONS - LONG - SHEET 2
LXR-P4-Z5-BK-SN-AR-DWG-00142	04-A-74-AR-10052	SECTIONS - LONG - SHEET 3
LXR-P4-Z5-BK-SN-AR-DWG-00143	04-A-74-AR-10053	SECTIONS - LONG - SHEET 4
LXR-P4-Z5-BK-SN-AR-DWG-00144	04-A-74-AR-10054	SECTIONS - CROSS - SHEET 1
LXR-P4-Z5-BK-SN-AR-DWG-00145	04-A-74-AR-10055	SECTIONS - CROSS - SHEET 2
LXR-P4-Z5-BK-SN-AR-DWG-00146	04-A-74-AR-10056	SECTIONS - CROSS - SHEET 3
LXR-P4-Z5-BK-SN-AR-DWG-00147	04-A-74-AR-10057	SECTIONS - CROSS - SHEET 4
LXR-P4-Z5-BK-SN-AR-DWG-00148	04-A-74-AR-10058	SECTIONS - CROSS - SHEET 5
LXR-P4-Z5-BK-SN-AR-DWG-00150	04-A-74-AR-10060	LIFT 1 PLANS AND ELEVATIONS
LXR-P4-Z5-BK-SN-AR-DWG-00151	04-A-74-AR-10061	LIFT 1 SECTIONS
LXR-P4-Z5-BK-SN-AR-DWG-00152	04-A-74-AR-10062	LIFT 2 PLANS AND ELEVATIONS
LXR-P4-Z5-BK-SN-AR-DWG-00153	04-A-74-AR-10063	LIFT 2 SECTIONS
LXR-P4-Z5-BK-SN-AR-DWG-00165	04-A-74-AR-10075	STAIR 1 PLANS
LXR-P4-Z5-BK-SN-AR-DWG-00166	04-A-74-AR-10076	STAIR 1 ELEVATIONS
LXR-P4-Z5-BK-SN-AR-DWG-00167	04-A-74-AR-10077	STAIR 1 SECTIONS
LXR-P4-Z5-BK-SN-AR-DWG-00191	04-A-74-AR-10081	EGRESS STAIR 1 PLANS
LXR-P4-Z5-BK-SN-AR-DWG-00192	04-A-74-AR-10082	EGRESS STAIR 1 SECTIONS
LXR-P4-Z5-BK-SN-AR-DWG-00193	04-A-74-AR-10083	EGRESS STAIR 1 ELEVATIONS

59

PRINT IN COLOUR

REFERENCE DESIGN

A1	01.05.23	ISSUE FOR INTERNAL REVIEW	HAS	HAS	WG	BH			
REV	DATE	AMENDMENT	DSN	DRN	CHK	APP			
ORIG SIZE			This document must not be copied without PTA's written permission, and the contents thereof must not be imparted to a third party nor be used for any unauthorised purpose.						
A1	AT ORIGINAL PLOT SIZE		Contractor No: LXR-P4-Z5-BK-SN-AR-DWG-00002						



VALIDATION

SIGNATURE

DATE

DATE APPROVED

REFERENCES

SCALE

DATUM

HORIZONTAL: PCG20

VERTICAL: AHD71

DESIGNED HASSELL

DRAWN HASSELL

CHECKED W. GREENSILL

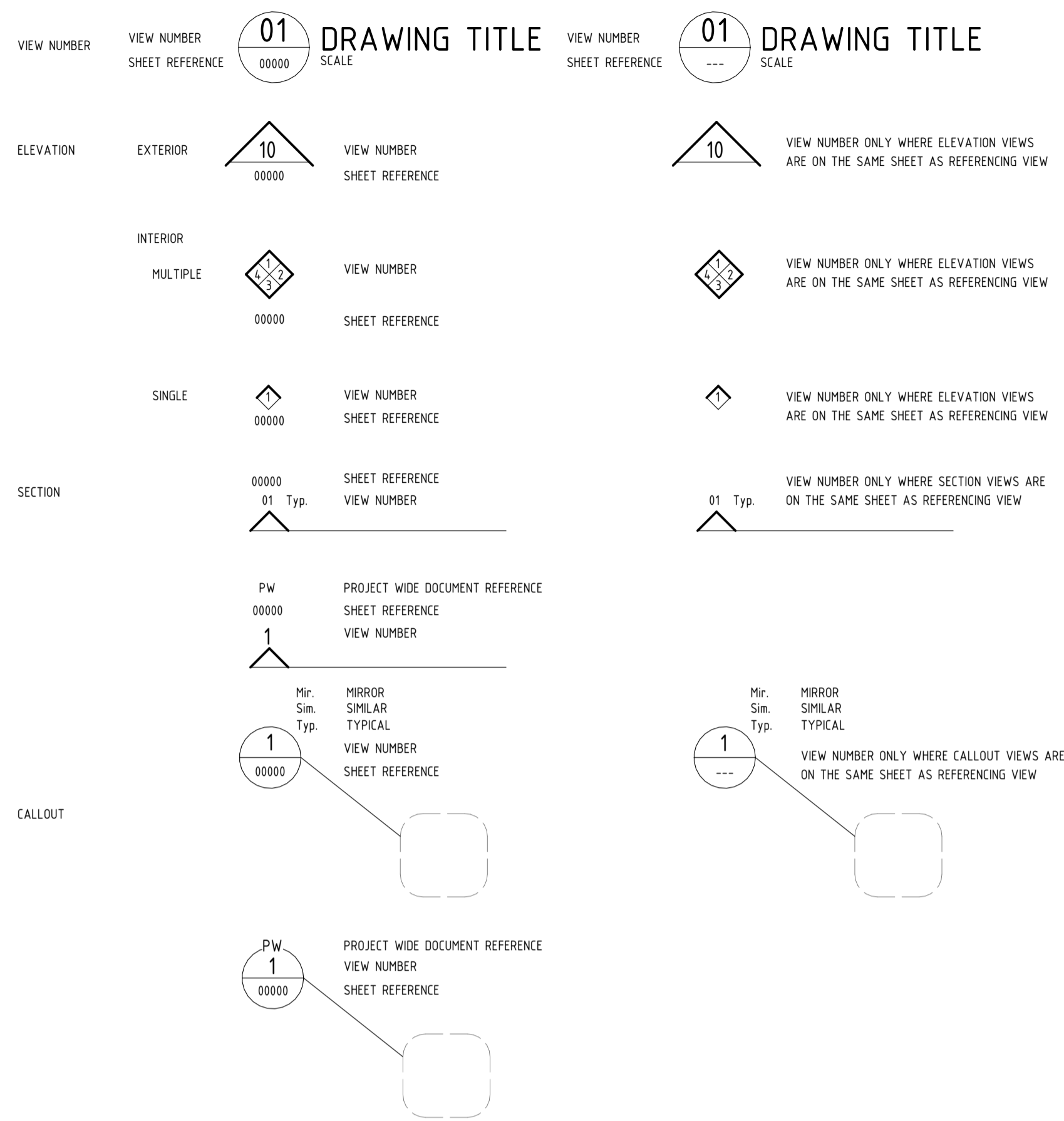
APPROVED B. HOY

DATE

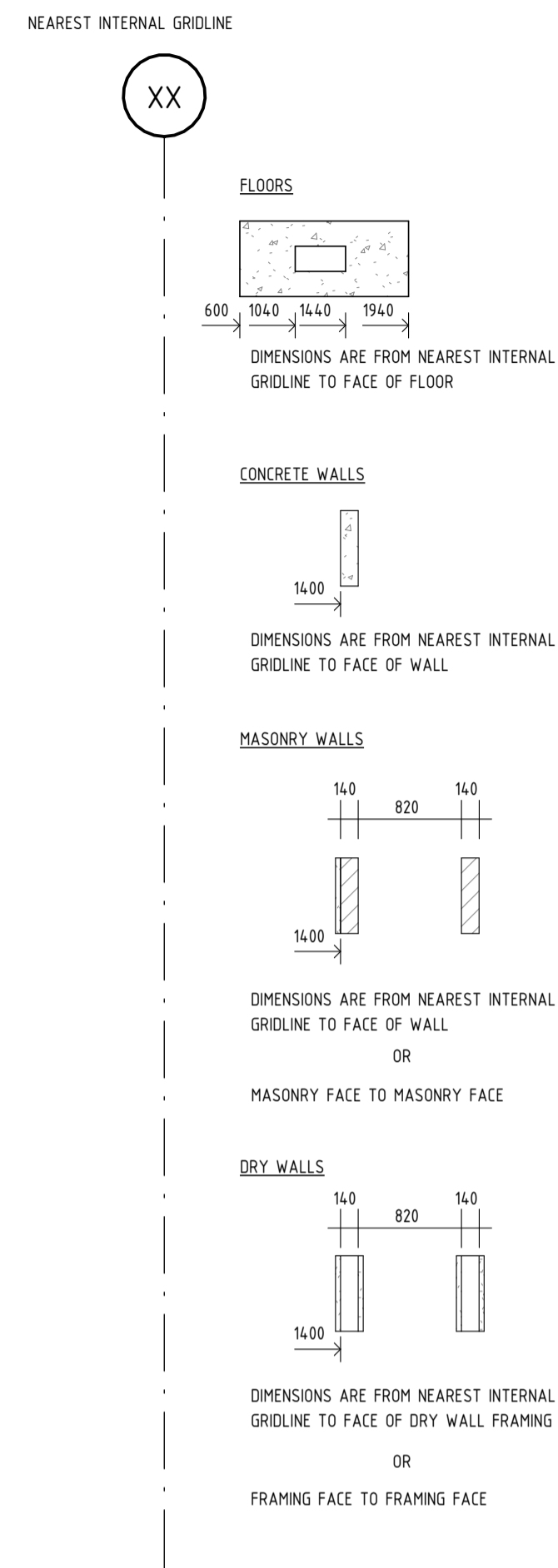
	VICTORIA PARK TO CANNING LEVEL CROSSING REMOVAL
BECKENHAM - ARCHITECTURAL	
STATION WIDE	
DRAWING LIST	
PTA Drawing No: 04-A-74-AR10003 Rev: A1	

LEGENDS

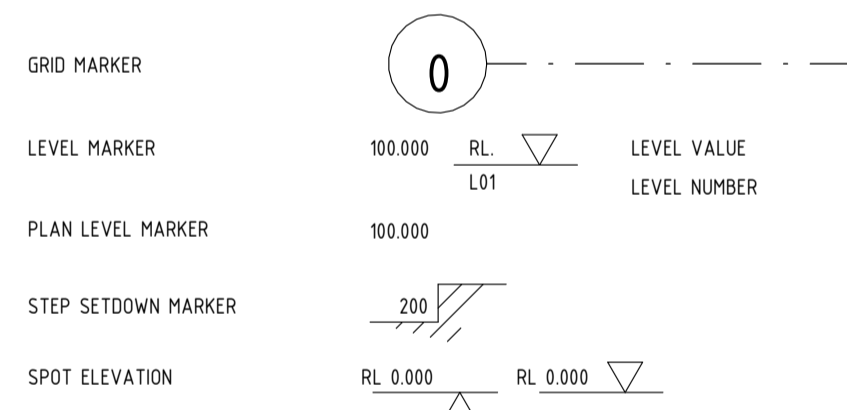
CROSS REFERENCING



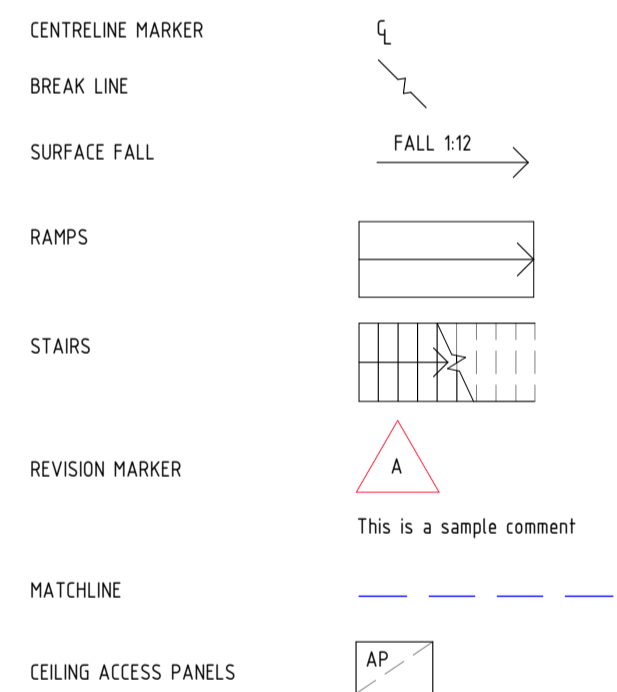
DIMENSION LEGEND



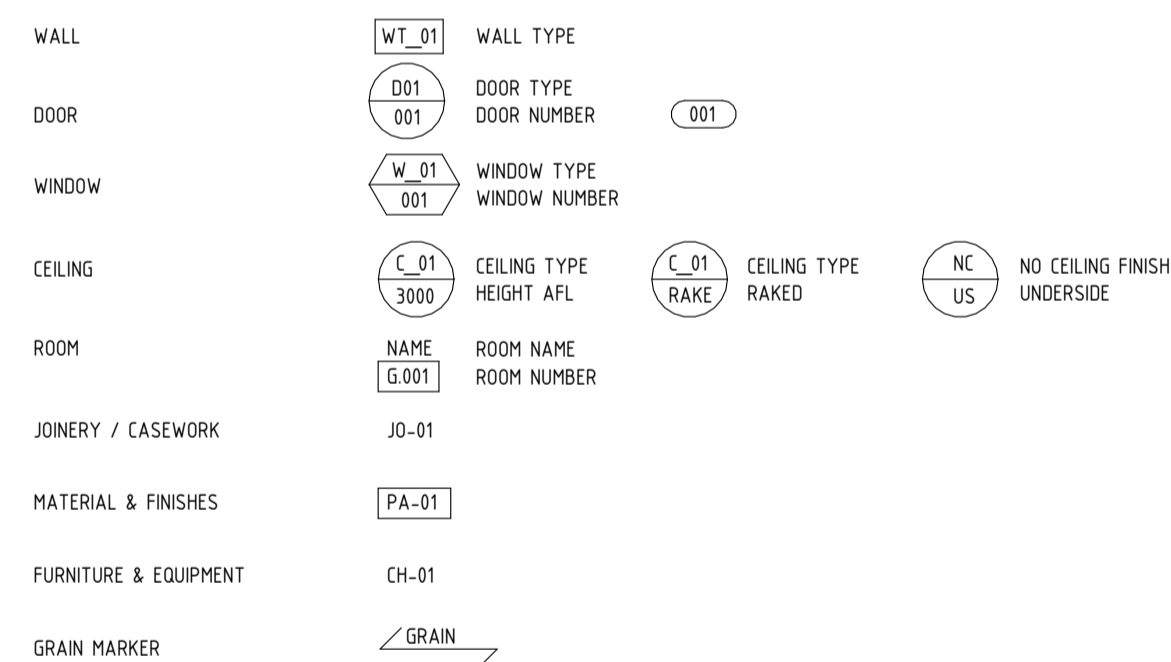
GRIDS AND LEVELS



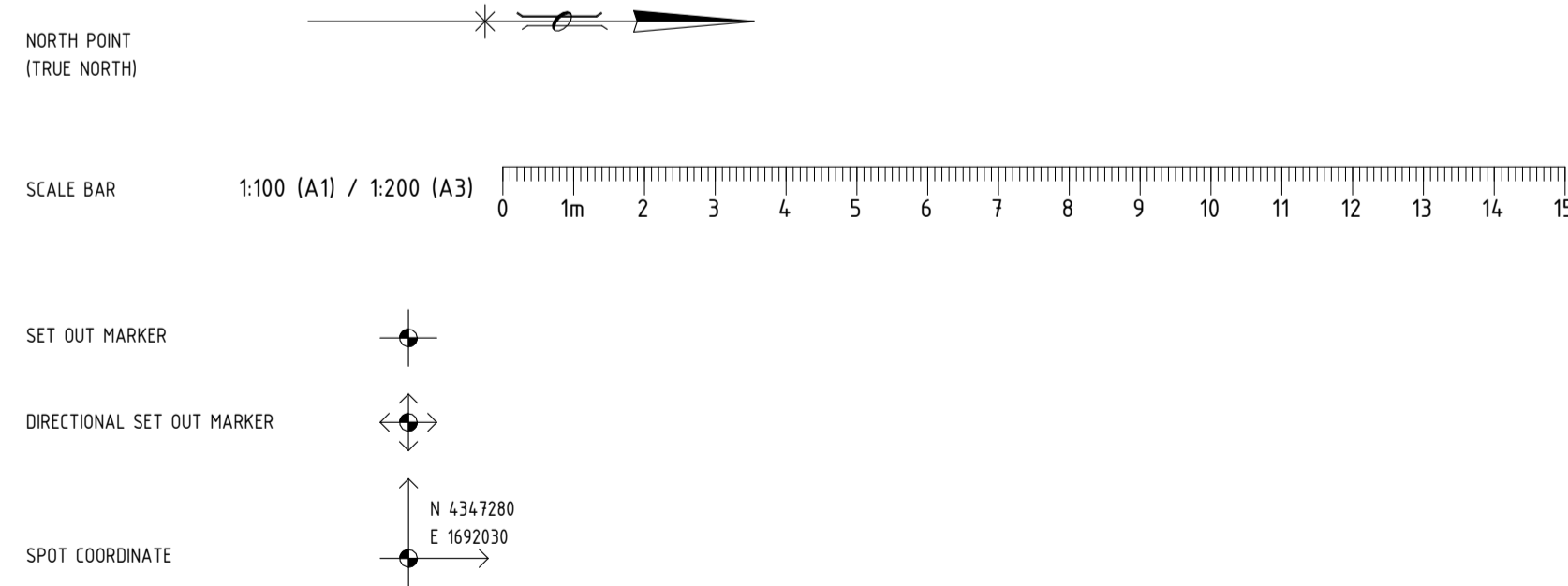
MISCELLANEOUS MARKERS



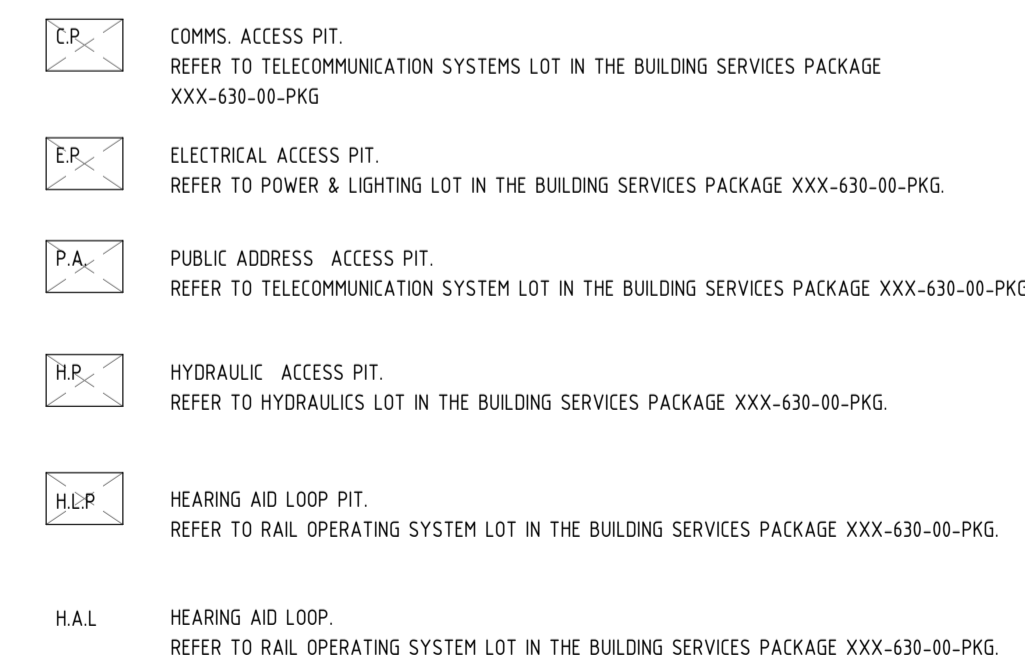
ELEMENT AND MATERIAL MARKERS



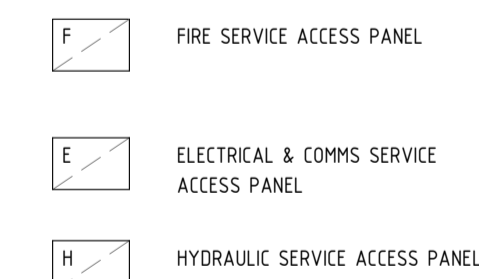
LOCATION AND SET OUT



SERVICE PITS (FLOORS)



SERVICE ACCESS PANEL



PRINT IN COLOUR

REFERENCE DESIGN

A1	01.05.23	ISSUE FOR INTERNAL REVIEW	HAS	HAS	WG	BH			
REV	DATE	AMENDMENT	DSN	DRN	CHK	APP			
ORIG SIZE	0 10 20 30 40 50 100mm		This document must not be copied without PTA's written permission, and the contents thereof must not be imparted to a third party nor be used for any unauthorised purpose.						
A1	AT ORIGINAL PLOT SIZE		Contractor No: LXR-P4-Z5-BK-SN-AR-DWG-00003						



VALIDATION

SIGNATURE

DATE

DATE APPROVED

REFERENCES

SCALE

DATUM

HORIZONTAL: PCG20

VERTICAL: AHD71

DESIGNED HASSELL

DRAWN HASSELL

CHECKED W. GREENSILL

APPROVED B. HOY

DATE

Government of Western Australia Public Transport Authority

VICTORIA PARK TO CANNING LEVEL CROSSING REMOVAL

BECKENHAM - ARCHITECTURAL STATION WIDE SYMBOLOGY

PTA Drawing No: 04-A-74-AR10004 Rev: A1

GENERAL ABBREVIATIONS

ACC	AIR CONDITIONING CONDENSER	HPP	HIGH PRESSURE PUMP OUTLET	TGSI-XX	TACTILE GROUND SURFACE INDICATORS TILE, REFER TO M&F SCHEDULE FOR TYPE DETAILS
ACL	ASSISTANCE CALL LIGHT	HR-XX	HANDRAIL, REFER TO M&F SCHEDULE FOR TYPE DETAILS	TMJ	TACTILE MOVEMENT JOINT
AF	APRON FLASHING, REFER TO SCHEDULE FOR DETAILS	HS	HAND SOAP DISPENSER	TOC	TOP OF CONCRETE
AFFL	ABOVE FINISHED FLOOR LEVEL	HSP	HYDRAULIC SERVICES PIT	TOW	TOP OF WALL
AFG	AUTOMATIC FARE GATE	HTG-XX	HEEL GUARD TRENCH GRATE, REFER TO M&F SCHEDULE FOR TYPE DETAILS	TPU-XX	THRESHOLD PLATE, REFER TO M&F SCHEDULE FOR TYPE DETAILS
A/G	ABOVE GROUND	HV	HIGH VOLTAGE	TRH-XX	TOILET ROLL HOLDER, REFER TO FF&E SCHEDULE FOR TYPE DETAILS
AM	ARCHITECTURAL METALWORK ( STAIR NOSING & THRESHOLD PLATES) REFER TO SCHEDULE FOR DETAILS	IJ	ISOLATION JOINT	TYP	TYPICAL
AP	ACCESS PANEL	INS-XX	INSULATION TYPE, REFER TO M&F SCHEDULE FOR TYPE DETAILS.	U/G	UNDER GROUND
ATM	AUTOMATIC TELLER MACHINE	IOS	INSPECTION OPENING SITE	UA	UNEQUAL ANGLE
AVVM	ADD VALUE VENDING MACHINE	KJ	KEY JOINT	UB	UNIVERSAL BEAM
BC	BARGE CAPPING, REFER TO SCHEDULE FOR DETAILS	KR	KERR RAIL	UF	UNDER FLASHING
BCT	BABY CHANGE TABLE	KS	SECURITY KEY SWITCH	UND	UNLESS NOTED OTHERWISE
BF	BARGE FLASHING, REFER TO SCHEDULE FOR DETAILS	LB	LIFTING BEAM	VJ	VERTICAL JOINT
BG	BOX GUTTER	LAB-XX	LADDER BRACKET, REFER TO M&F SCHEDULE FOR TYPE DETAILS	VM	VENDING MACHINE
BH	BROOM HOLDER	LCB	LIFT CALL BOLLARD	WB	WHITEBOARD
BIN-XX	RUBBISH BIN, REFER TO FF&E SCHEDULE FOR TYPE DETAILS	LCC	LIFT CONTROL CABINET	WC-XX	WC PAN, REFER TO FF&E SCHEDULE FOR TYPE DETAILS
BS-XX	BALUSTRADE SYSTEM, REFER TO ARCHITECTURAL DRAWINGS FOR DETAILS	LF-XX	LIGHT FITTING, REFER TO ELECTRICAL ENGINEERS SCHEDULES FOR TYPE DETAILS	WCWS	WHEELCHAIR WAITING SPACE
BLK-XX	BLOCKWORK, REFER TO M&F SCHEDULE FOR FINISHES, AND ARCHITECTURAL DRAWINGS FOR DETAILS	LFU-XX	LANDSCAPE FURNITURE/FITTING, REFER TO LANDSCAPE FF&E SCHEDULE	WINDWS	WINDOWS, REFER TO WINDOW SCHEDULE FOR TYPE DETAILS
BM	BIRD MESH, REFER TO M&F SCHEDULE FOR DETAILS	LFR	LIGHT FITTING - RECESSED, REFER TO ELECTRICAL ENGINEERS SCHEDULES FOR TYPE DETAILS	WL-XX	WALL LINING/CLADDING, REFER TO M&F SCHEDULE FOR TYPE DETAILS
BOL-XX	BOLLARD, REFER TO FF&E SCHEDULE	LG	LEAF/HAIL GUARD, REFER TO M&F SCHEDULE FOR TYPES DETAILS.	WM	WATER MAINS MANHOLE
BP-XX	BIRD PROOFING, REFER TO FF&E SCHEDULE	LHP	LADDER HOOK POINT	WMP	WATER MAINS PIT
BR	BACKREST (WC)	LO-XX	LOCKER, REFER TO FF&E SCHEDULE FOR DETAILS	WP	WATER PIT
BRK	BROOM MOP RACK	LP-XX	LIGHT POLE, REFER TO ELECTRICAL ENGINEERS SCHEDULES FOR TYPE DETAILS	WPM	WATERPROOF MEMBRANE, REFER TO M&F SCHEDULE FOR TYPE DETAILS
CBU	CHILLED / BOILING WATER UNIT	LPP	LIFT SHAFT PUMP OUT POINT	WS	WHEEL STOP
CCTV	CLOSED CIRCUIT TELEVISION	LPD-XX	LIGHT POLE DOUBLE, REFER TO ELECTRICAL ENGINEERS SCHEDULES FOR TYPE DETAILS	WT-XX	WALL TYPE, REFER TO WALL TYPE DRAWING DETAILS
CER	COMMUNICATION EQUIPMENT ROOM	LV	LOW VOLTAGE	XX	WHERE CODES NOTE "- XX" IN LIEU OF SPECIFIC NUMBER, THIS INDICATES MORE THAN ONE
CFC	COMPRESSED FIBRE CEMENT SHEETING	LV-XX	LOUVRE, REFER TO M&F SCHEDULE FOR TYPE DETAILS		
CH	COAT HOOK	MB	MECHANICAL CABINET / BOARD		
CHS	CIRCULAR HOLLOW SECTION	MDB	MAIN DISTRIBUTION BOARD		
CNJ	CONCRETE MOVEMENT JOINT	MEG	MANUAL FARE GATE		
CJ	CONSTRUCTION JOINT	MH	MANHOLE		
CL	CENTRELINE	MIR-XX	MIRROR, REFER TO M&F SCHEDULE FOR TYPE DETAILS		
CL-XX	CEILING / SOFFIT, REFER TO M&F SCHEDULE FOR TYPE DETAILS	MM	MIMIC FIRE PANEL		
CO-XX	CONCRETE FINISH, REFER TO M&F SCHEDULE FOR TYPE DETAILS	MJ	MOVEMENT JOINT		
COL	COLUMN	MS	MOTION SENSOR		
CON-XX	CONCRETE WALL TYPE, REFER TO M&F SCHEDULE FOR TYPE DETAILS	MW	MATWELL		
CONC	REINFORCED CONCRETE	NOM	NOMINAL		
COS	CONFIRM ON SITE	NTS	NOT TO SCALE		
CP	CLADDING PANEL TYPE	O/A	OVERALL		
CPF	CAPPED CONDUIT POINT FOR FUTURE SERVICES RETICULATION	OF-XX	OVERFLOW / SPITTER		
CPBD	CUPBOARD	OHLE	OVERHEAD LINE EQUIPMENT		
CR	CARD READER	OHW	OVERHEAD WIRES		
CS	CLEANER'S SINK	PTL	PUBLIC TELEPHONE		
CSP	COLLECTION SUMP PIT	PA	PUBLIC ANNOUNCEMENT (PA) SERVICES PIT		
DXP	DOOR TYPE, REFER TO SCHEDULE FOR DOOR TYPE DETAILS DETAILS	PB	PANBOARD		
DAPB	DESIGNATED ACCESSIBLE PARKING BAY	PC	PREFAB CONCRETE, REFER TO M&F SCHEDULE FOR TYPE DETAILS		
DB	DISTRIBUTION BOARD	PEC	PARALLEL FLANGE CHANNEL		
DC-XX	DRAINAGE CHANNEL, REFER TO M&F SCHEDULE FOR DETAILS	PID	PASSENGER INFORMATION DISPLAY UNIT		
DEJ	DOWELLED EXPANSION JOINT	PIM	PASSENGER INFORMATION MODULE		
DF	DRINK FOUNTAIN	PIR	PASSIVE INFRARED		
DJ	DOWELLED JOINT	PMJ	PAVING MOVEMENT JOINTS. TO BE INSTALLED AT MAX. 5m CENTRES, MAXIMUM AREA 16m2 THROUGHOUT		
DKP	DOOR KICKPLATE	PPR	PUBLIC PLACE RECYCLING BINS, REFER TO FF&E SCHEDULE FOR TYPE DETAILS		
DIA	DIAMETER	PPT	PHONE POINTS (TERMINATION)		
DIGR	DIGITAL RADIO	PR	PRINTER (BY OTHERS)		
DL	DOWNLIGHT	PS	PRIORITY SEAT		
DO	DRAINAGE OUTLET	PSP	PASSENGER SERVICES PANEL SUITE		
DP-XX	DOWNPIPE	PSNP	PRINCIPAL SHARED PATH		
DR-XX	FLOOR DRAINAGE OUTLET	PT-XX	PAINT FINISH TYPE, REFER TO M&F SCHEDULE FOR TYPE DETAILS		
DRB	DURESS BUTTON CONNECTED TO ALARM SYSTEM	PTD	PAPER TOWEL DISPENSER		
DS	DIRECTIONAL SIGNAGE	P/T	PHONE, TAXI		
EA	EQUAL ANGLE	RB	ROLLER BLIND		
EB-XX	EYE BOLT, PROPRIETARY ROOF SAFETY SYSTEM	RC	ROLLER CURTAIN, REFER TO M&F SCHEDULE FOR TYPE DETAILS		
EBP	EARTH BONDING PIT	RD	ROLLER DOOR		
EF	EXHAUST FAN	RF	ROOF FINISH, REFER M&F SCHEDULE FOR TYPE DETAILS.		
EG	EAVES GUTTER	RH	RAINWATER HEAD, REFER M&F SCHEDULE FOR TYPE DETAILS.		
EJ	EXPANSION JOINT	RHS	RECTANGULAR HOLLOW SECTION		
EM	EMERGENCY LIGHT	RL	RELATIVE LEVEL (TO AUSTRALIAN HEIGHT DATUM SURVEY POINT- AHD)		
EP	ELECTRICAL PIT TYPE	SAFE	SAFE		
EQ	EQUAL	SB	VEHICULAR SPEED BUMP		
EX	EXISTING ITEMS	SC-XX	SCREENING, REFER TO M&F SCHEDULE FOR TYPE DETAILS		
FAS-XX	FASCIA, REFER M&F SCHEDULE FOR TYPE DETAILS	SCP	SMART CARD PROCESSOR		
FBT-XX	FIBRING BRACKET TYPE	SD	STORMWATER DRAIN		
FC	FIBRE CEMENT SHEETING	SDC	SHARPS DISPOSAL CONTAINER		
FCB	FIELD CABINET	SDJ	SAWN DOWELLED JOINT		
FCL	FINISHED CEILING LEVEL	SDU	SANITARY DISPOSAL UNIT		
FCU	FILING CABINET UNIT	SE	SEALANT		
FE-01	FENCE STATION (PALISADE FENCE) REFER TO M&F SCHEDULES FOR TYPE DETAILS.	SEA-XX	PASSENGER SEAT TYPE		
FE-02	FENCE STATION (VHAIN LINK MESH FENCE) REFER TO M&F SCHEDULES FOR TYPE DETAILS.	SER	SIGNALLING EQUIPMENT ROOM		
FE-01	FIRE EXTINGUISHER - DCP TYPE	SF	SOAHER FLASHING		
FE-02	FIRE EXTINGUISHER - CO2 TYPE	SH	SHELF		
FFL	FINISHED FLOOR LEVEL	SHS	SQUARE HOLLOW SECTION		
FGL	FINISHED GROUND LEVEL	SJ	SLAB JOINT		
FH	FIRE HYDRANT	SM-3	3 CAR TRAIN STOPPING MARK. REFER TO SCHEDULE FOR DETAILS		
FL-XX	FLOOR FINISH, REFER TO SCHEDULE FOR TYPE DETAILS	SM-6	6 CAR TRAIN STOPPING MARK. REFER TO SCHEDULE FOR DETAILS		
FLB	FLOOR BOX - FLUSH MOUNT	SMJ	STRUCTURAL MOVEMENT JOINT		
FR	FRIDGE	SMSB	SITE MAIN SWITCHBOARD		
FW	FLOOR WASTE	SN-XX	STAIR NOSING, REFER TO M&F SCHEDULE FOR DETAILS		
G	GATE, REFER TO GATE SCHEDULE FOR TYPE DETAILS	SNK	SNK STAINLESS STEEL		
GALV	COLD GALVANISED	SP	SIGNALS PIT		
GL-XX	GLASS PANEL, REFER TO FACADE ENGINEERS SCHEDULE FOR GLASS TYPE DETAILS.	SPC	SUMP PIT CHAMBER		
GP	STORMWATER GULLY PIT	SPS	STORMWATER PUMP STATION CONTROL PANEL		
GPO	GENERAL PURPOSE POWER OUTLET	SPV	SUMP PIT VALVE BOX		
GR-XX	GRAB RAIL, REFER TO FF&E SCHEDULE FOR TYPE DETAILS	SS	STAINLESS STEEL 3/16 GRADE UNO		
HBD-XX	HAND BASIN, REFER TO FF&E SCHEDULE FOR TYPE DETAILS	SSL	STRUCTURAL SLAB LEVEL		
HCB	HYDRAULIC CABINET	SU	SUMP		
HD-XX	HAND DRYER, REFER TO FF&E SCHEDULE FOR TYPE DETAILS	SW	STORMWATER		
HGG	HOT DIPPED GALVANISED	SWG	STORMWATER GULLY		
HJ	HORIZONTAL JOINT	SWGP	STORMWATER GULLY PIT AND TRENCH GRATE		
HLP	HEARING AID LOOP PIT	SWP	STORMWATER PIT		
HAL-XX	HEARING AID LOOP	T	HOSE TAP		
HPH	HIGH PRESSURE HOSE OUTLET	TBC	TO BE CONFIRMED		
HP	HYDRAULIC PIT	TG	TREE GRATE		

PRINT IN COLOUR

REFERENCE DESIGN

A1	01.05.23	ISSUE FOR INTERNAL REVIEW	HAS	HAS	WG	BH	
REV	DATE	AMENDMENT	DSN	DRN	CHK	APP	
ORIG SIZE	0 10 20 30 40 50 100mm		This document must not be copied without PTA's written permission, and the contents thereof must not be imparted to a third party nor be used for any unauthorised purpose.				
A1	AT ORIGINAL PLOT SIZE		Contractor No: LXR-P4-Z5-BK-SN-AR-DWG-00004				



VALIDATION	
SIGNATURE	
DATE	
DATE APPROVED	

REFERENCES	
SCALE	
DATUM	
HORIZONTAL:	PCG20
VERTICAL:	AHD71

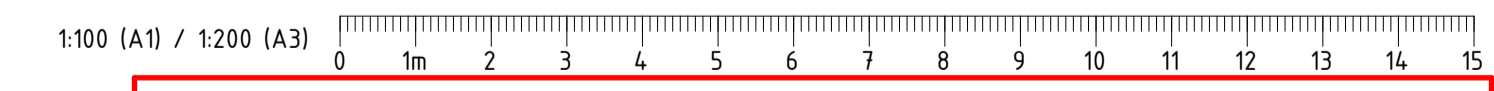
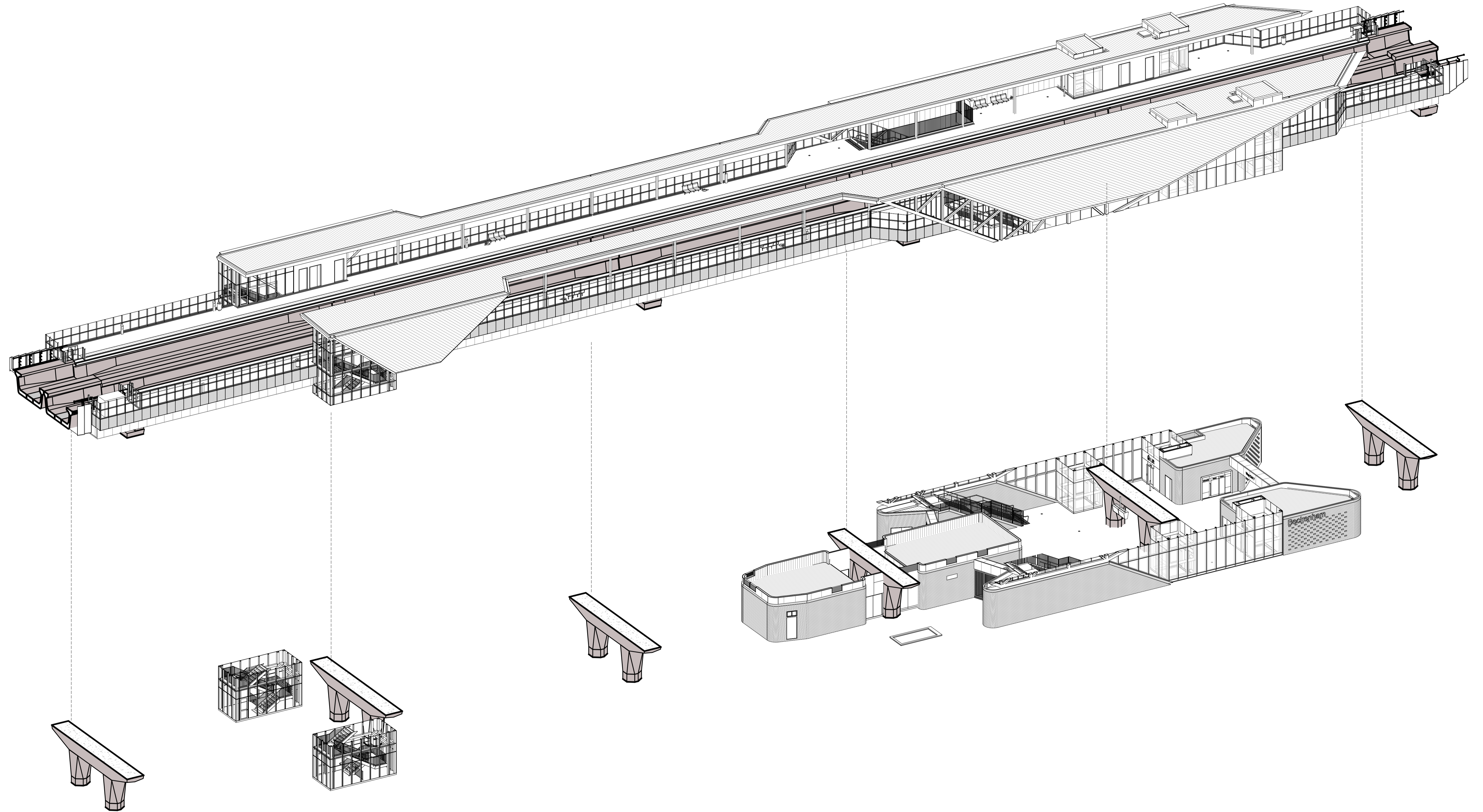
DESIGNED	HASSELL
DRAWN	HASSELL
CHECKED	W. GREENSILL
APPROVED	B. HOY
DATE	

Government of Western Australia  
Public Transport Authority

VICTORIA PARK TO CANNING  
LEVEL CROSSING REMOVAL

BECKENHAM - ARCHITECTURAL  
STATION WIDE  
ABBREVIATIONS

PTA Drawing No: 04-A-74-AR10005 Rev: A1



PRINT IN COLOUR

**REFERENCE DESIGN**

A1	01.05.23	ISSUE FOR INTERNAL REVIEW	HAS	HAS	WG	BH	
REV	DATE	AMENDMENT	DSN	DRN	CHK	APP	
ORIG SIZE	0 10 20 30 40 50 100mm		This document must not be copied without PTA's written permission, and the contents thereof must not be imparted to a third party nor be used for any unauthorised purpose.				
A1	AT ORIGINAL PLOT SIZE		Contractor No: LXR-P4-Z5-BK-SN-AR-DWG-00006				

**ARMADALE LINE UPGRADE ALLIANCE**  
Innovation to Reality

VALIDATION  
SIGNATURE  
DATE  
DATE APPROVED

REFERENCES

SCALE  
DATUM  
HORIZONTAL: PCG20  
VERTICAL: AHD71

DESIGNED HASSELL  
DRAWN HASSELL  
CHECKED W. GREENSILL  
APPROVED B. HOY  
DATE

VICTORIA PARK TO CANNING  
LEVEL CROSSING REMOVAL  
BECKENHAM - ARCHITECTURAL  
STATION WIDE  
AXONOMETRIC  
PTA Drawing No: 04-A-74-AR10007 Rev: A1

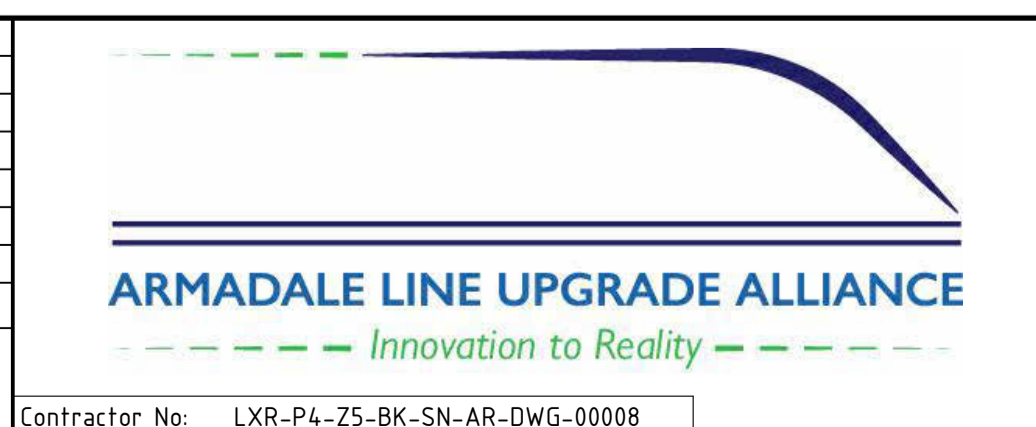


1:100 (A1) / 1:200 (A3) 0 1m 2 3 4 5 6 7 8 9 10 11 12 13 14 15

PRINT IN COLOUR

**REFERENCE DESIGN**

A1	01.05.23	ISSUE FOR INTERNAL REVIEW	HAS	HAS	WG	BH	
REV	DATE	AMENDMENT	DSN	DRN	CHK	APP	
ORIG SIZE	0 10 20 30 40 50 100mm		This document must not be copied without PTA's written permission, and the contents thereof must not be imparted to a third party nor be used for any unauthorised purpose.				
A1	AT ORIGINAL PLOT SIZE		Contractor No: LXR-P4-Z5-BK-SN-AR-DWG-00008				



VALIDATION  
SIGNATURE  
DATE  
DATE APPROVED

REFERENCES

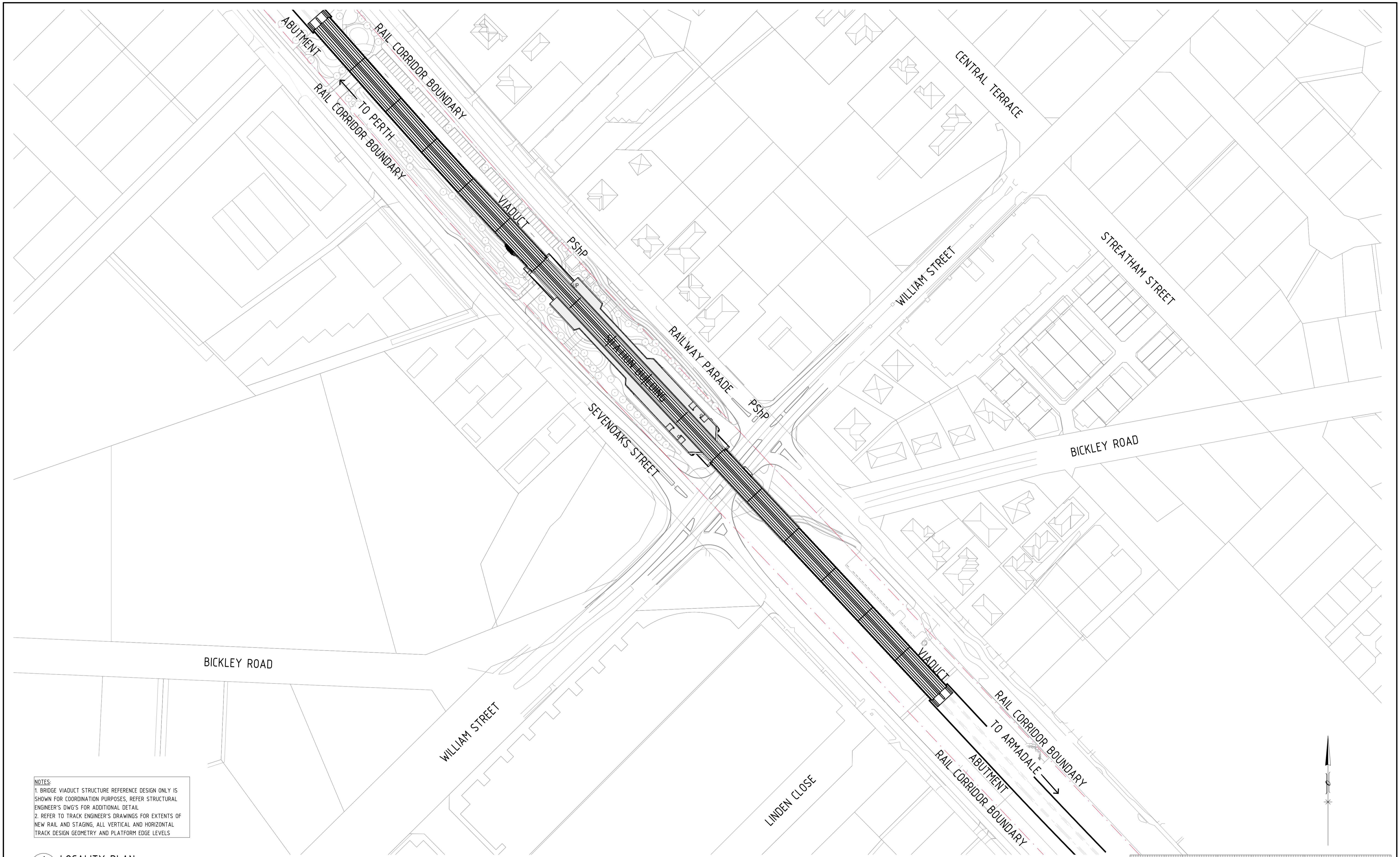
SCALE  
DATUM  
HORIZONTAL: PCG20  
VERTICAL: AHD71

DESIGNED HASSELL  
DRAWN HASSELL  
CHECKED W. GREENSILL  
APPROVED B. HOY  
DATE

Government of Western Australia  
Public Transport Authority

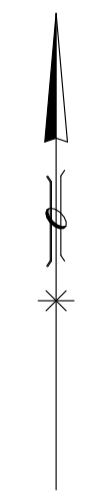
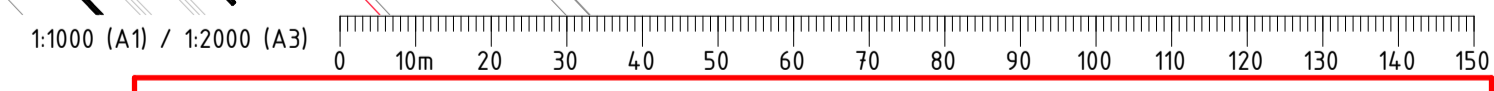
VICTORIA PARK TO CANNING  
LEVEL CROSSING REMOVAL

BECKENHAM - ARCHITECTURAL  
STATION WIDE  
ARCHITECTURAL VISUALISATION - INTERNAL VIEW  
PTA Drawing No: 04-A-74-AR10009 Rev: A1



**NOTES:**  
 1. BRIDGE VIADUCT STRUCTURE REFERENCE DESIGN ONLY IS SHOWN FOR COORDINATION PURPOSES, REFER STRUCTURAL ENGINEER'S DWG'S FOR ADDITIONAL DETAIL  
 2. REFER TO TRACK ENGINEER'S DRAWINGS FOR EXTENTS OF NEW RAIL AND STAGING, ALL VERTICAL AND HORIZONTAL TRACK DESIGN GEOMETRY AND PLATFORM EDGE LEVELS

**1 LOCALITY PLAN**  
 10015 1 : 1000



PRINT IN COLOUR

**REFERENCE DESIGN**

A1	01.05.23	ISSUE FOR INTERNAL REVIEW	HAS	HAS	WG	BH	
REV	DATE	AMENDMENT	DSN	DRN	CHK	APP	
ORIG SIZE	0 10 20 30 40 50 100mm		This document must not be copied without PTA's written permission, and the contents thereof must not be imparted to a third party nor be used for any unauthorised purpose.				
A1	AT ORIGINAL PLOT SIZE		Contractor No: LXR-P4-Z5-BK-SN-AR-DWG-00010				

**ARMADALE LINE UPGRADE ALLIANCE**  
 Innovation to Reality

VALIDATION  
 SIGNATURE  
 DATE  
 DATE APPROVED

REFERENCES

SCALE  
 1 : 1000  
 DATUM  
 HORIZONTAL: PCG20  
 VERTICAL: AHD71

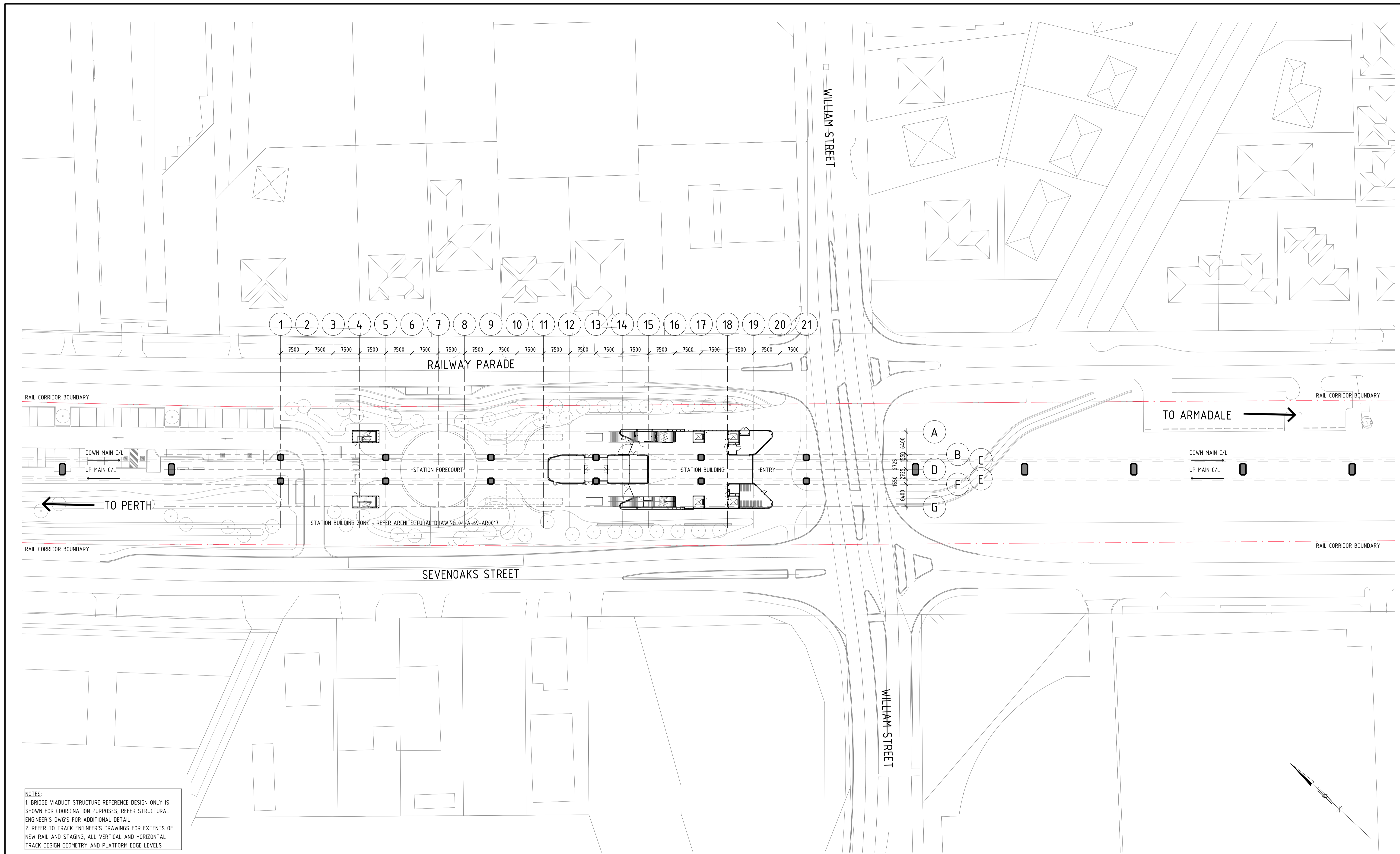
DESIGNED HASSELL  
 DRAWN HASSELL  
 CHECKED W. GREENSILL  
 APPROVED B. HOY  
 DATE

Government of Western Australia  
 Public Transport Authority

VICTORIA PARK TO CANNING  
 LEVEL CROSSING REMOVAL

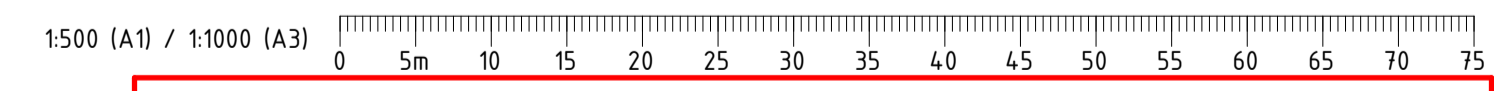
BECKENHAM - ARCHITECTURAL  
 STATION WIDE  
 LOCALITY PLAN  
 PTA Drawing No: 04-A-74-AR10010 Rev: A1





**NOTES:**  
 1. BRIDGE VIADUCT STRUCTURE REFERENCE DESIGN ONLY IS SHOWN FOR COORDINATION PURPOSES, REFER STRUCTURAL ENGINEER'S DWG'S FOR ADDITIONAL DETAIL  
 2. REFER TO TRACK ENGINEER'S DRAWINGS FOR EXTENTS OF NEW RAIL AND STAGING, ALL VERTICAL AND HORIZONTAL TRACK DESIGN GEOMETRY AND PLATFORM EDGE LEVELS

**1 SITE PLAN**  
 10015 1 : 500



PRINT IN COLOUR

**REFERENCE DESIGN**

A1	01.05.23	ISSUE FOR INTERNAL REVIEW	HAS	HAS	WG	BH	
REV	DATE	AMENDMENT	DSN	DRN	CHK	APP	
ORIG SIZE	0 10 20 30 40 50 100mm		This document must not be copied without PTA's written permission, and the contents thereof must not be imparted to a third party nor be used for any unauthorised purpose.				
A1	AT ORIGINAL PLOT SIZE		Contractor No: LXR-P4-Z5-BK-SN-AR-DWG-00011				



VALIDATION  
 SIGNATURE  
 DATE  
 DATE APPROVED

REFERENCES

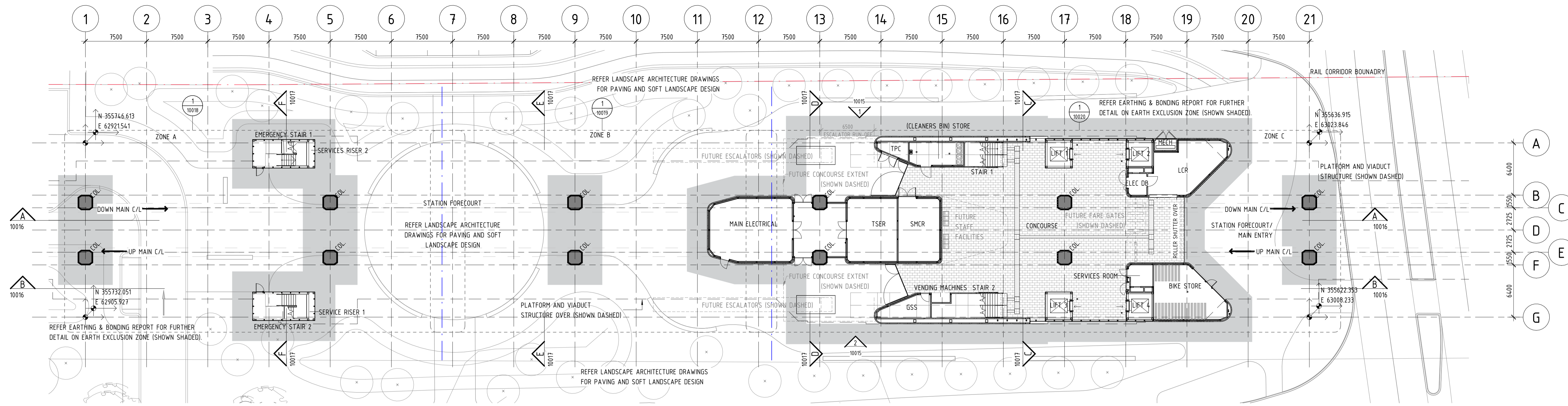
SCALE  
 1 : 500  
 DATUM  
 HORIZONTAL: PCG20  
 VERTICAL: AHD71

DESIGNED HASSELL  
 DRAWN HASSELL  
 CHECKED W. GREENSILL  
 APPROVED B. HOY  
 DATE

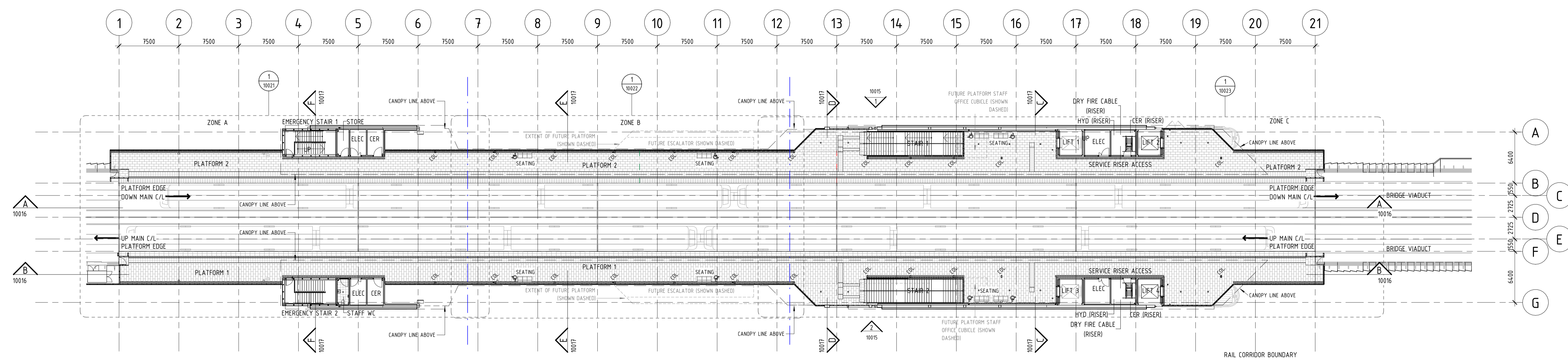
Government of Western Australia  
 Public Transport Authority

VICTORIA PARK TO CANNING  
 LEVEL CROSSING REMOVAL

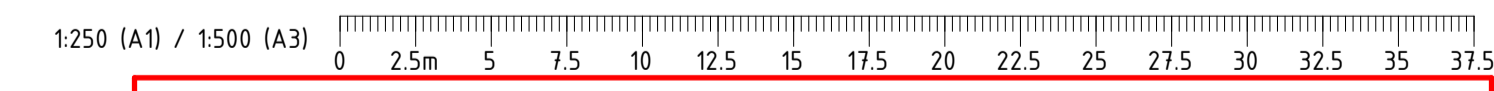
BECKENHAM - ARCHITECTURAL  
 STATION WIDE  
 SITE PLAN  
 PTA Drawing No: 04-A-74-AR10011 Rev: A1



1 GA PLAN - CONCOURSE  
10015 1:250



2 GA PLAN - PLATFORM  
10015 1:250



PRINT IN COLOUR

**REFERENCE DESIGN**

Government of Western Australia  
Public Transport Authority

VICTORIA PARK TO CANNING  
LEVEL CROSSING REMOVAL

BECKENHAM - ARCHITECTURAL  
GENERAL ARRANGEMENT  
GA PLANS

PTA Drawing No: 04-A-74-AR10012 Rev: A1

REV	DATE	AMENDMENT	DSN	DRN	CHK	APP
A1	01.05.23	ISSUE FOR INTERNAL REVIEW	HAS	HAS	WG	BH

ORIG SIZE: A1  
AT ORIGINAL PLOT SIZE

This document must not be copied without PTA's written permission, and the contents thereof must not be imparted to a third party nor be used for any unauthorised purpose.

**ARMADALE LINE UPGRADE ALLIANCE**

Innovation to Reality

Contractor No: LXR-P4-Z5-BK-SN-AR-DWG-00100

VALIDATION

SIGNATURE

DATE

DATE APPROVED

REFERENCES

SCALE

1 : 250

DATUM

HORIZONTAL: PCG20

VERTICAL: AHD71

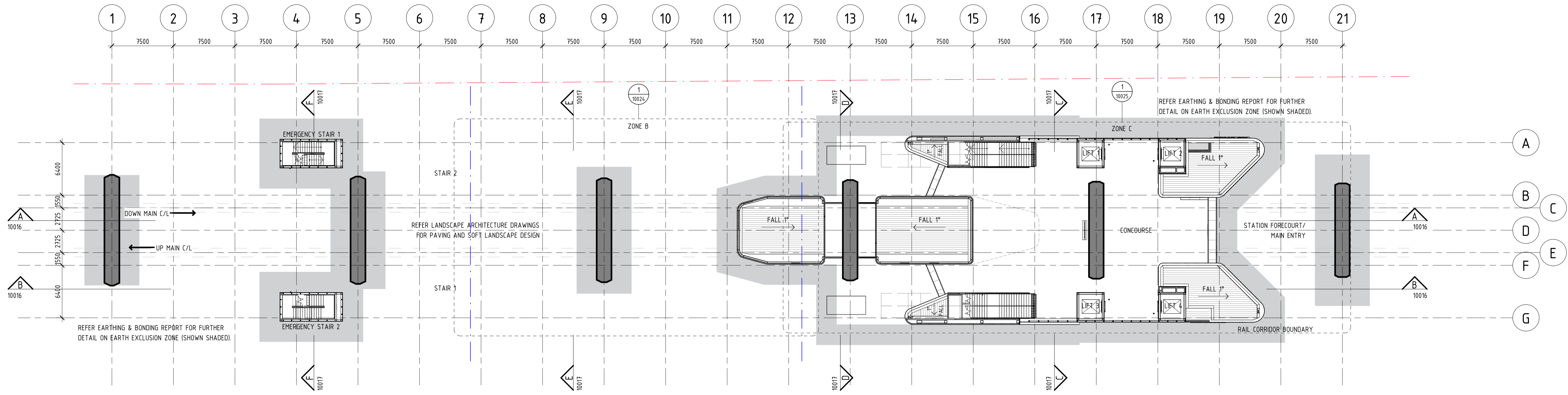
DESIGNED HASSELL

DRAWN HASSELL

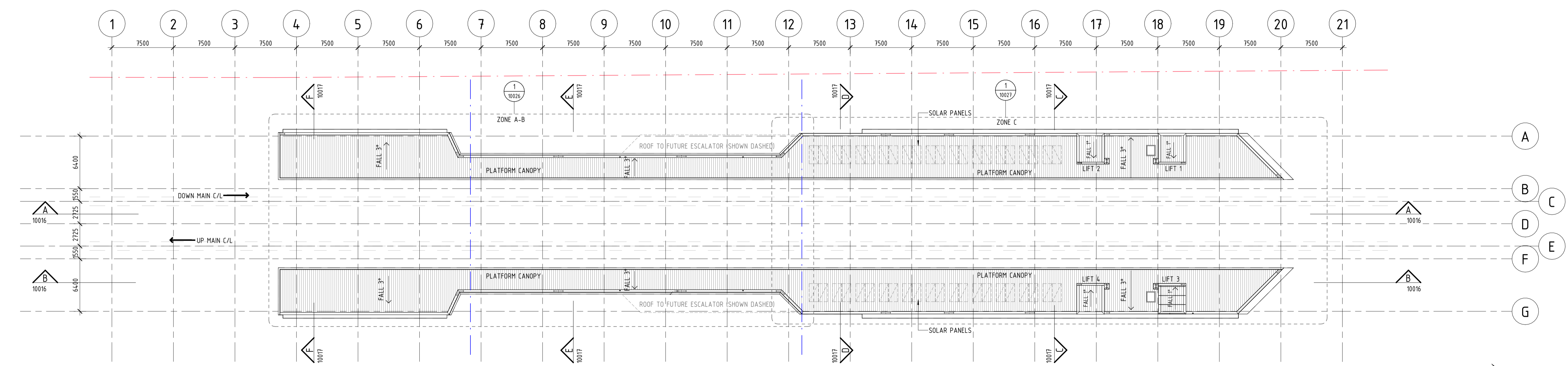
CHECKED W. GREENSILL

APPROVED B. HOY

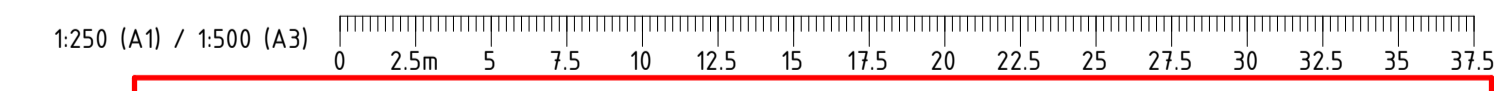
DATE



1 GA PLAN - CONCOURSE ROOF  
10015 1:250



2 GA PLAN - PLATFORM ROOF  
10015 1:250



PRINT IN COLOUR

**REFERENCE DESIGN**

Government of Western Australia  
Public Transport Authority

VICTORIA PARK TO CANNING  
LEVEL CROSSING REMOVAL

BECKENHAM - ARCHITECTURAL  
GENERAL ARRANGEMENT  
GA ROOF PLANS

PTA Drawing No: 04-A-74-AR10013 Rev: A1

REV	DATE	AMENDMENT	DSN	DRN	CHK	APP
A1	01.05.23	ISSUE FOR INTERNAL REVIEW	HAS	HAS	WG	BH
ORIG SIZE			AT ORIGINAL PLOT SIZE			
A1						

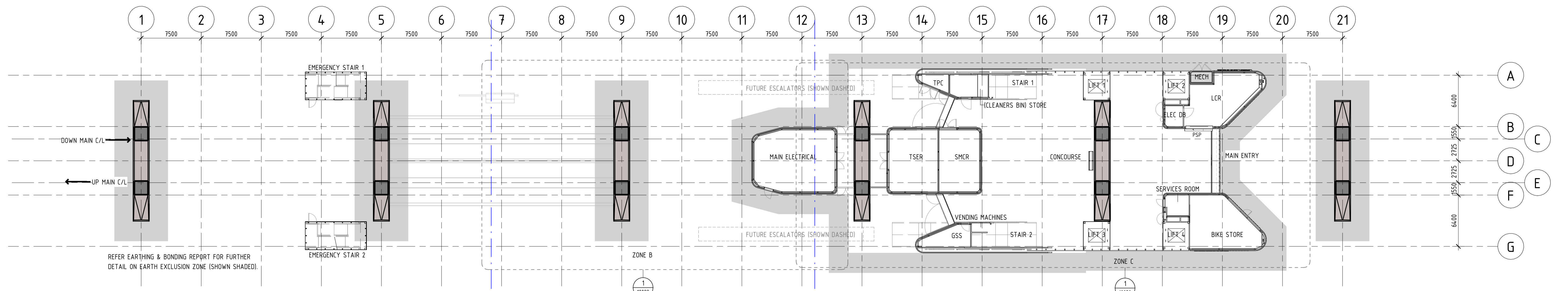
This document must not be copied without PTA's written permission, and the contents thereof must not be imparted to a third party nor be used for any unauthorised purpose.

Contractor No: LXR-P4-Z5-BK-SN-AR-DWG-00101

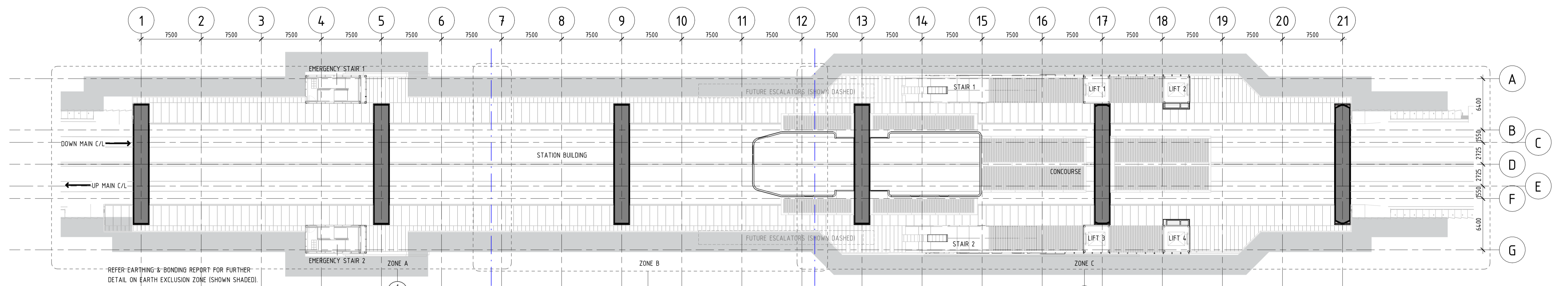
VALIDATION	SIGNATURE	DATE APPROVED

REFERENCES	SCALE
	1:250
DATUM	HORIZONTAL: PCG20
	VERTICAL: AHD71

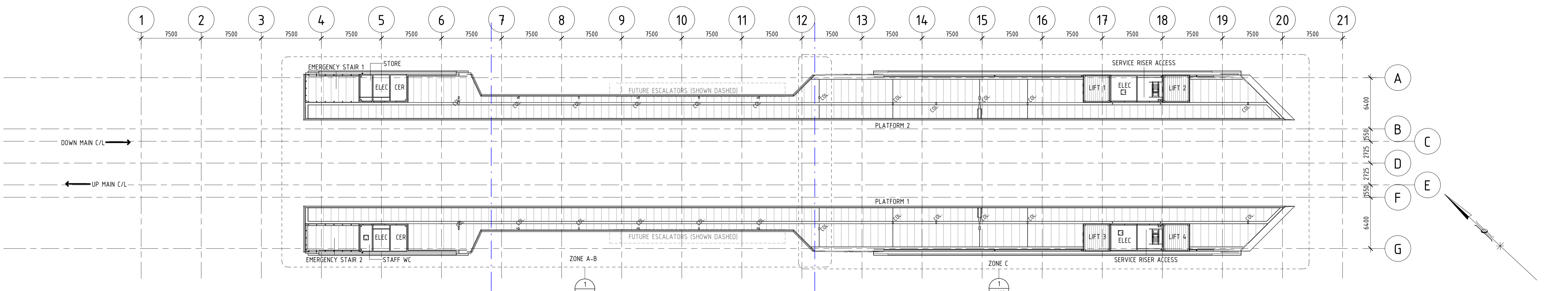
DESIGNED	HASSELL
DRAWN	HASSELL
CHECKED	W. GREENSILL
APPROVED	B. HOY
DATE	



1 RCP - GA - CONCOURSE  
10015 1: 250



2 RCP - GA - VIADUCT SOFFIT  
10015 1: 250



3 RCP - GA - PLATFORM  
10015 1: 250

1:250 (A1) / 1:500 (A3) 0 2.5m 5 7.5 10 12.5 15 17.5 20 22.5 25 27.5 30 32.5 35 37.5

PRINT IN COLOUR

**REFERENCE DESIGN**

REV	DATE	ISSUE FOR INTERNAL REVIEW	HAS	HAS	WG	BH
A1	01.05.23		DSN	DRN	CHK	APP
ORIG SIZE		AMENDMENT				
A1		AT ORIGINAL PLOT SIZE				
		<p>This document must not be copied without PTA's written permission, and the contents thereof must not be imparted to a third party nor be used for any unauthorised purpose.</p>				



VALIDATION  
SIGNATURE  
DATE  
DATE APPROVED

REFERENCES

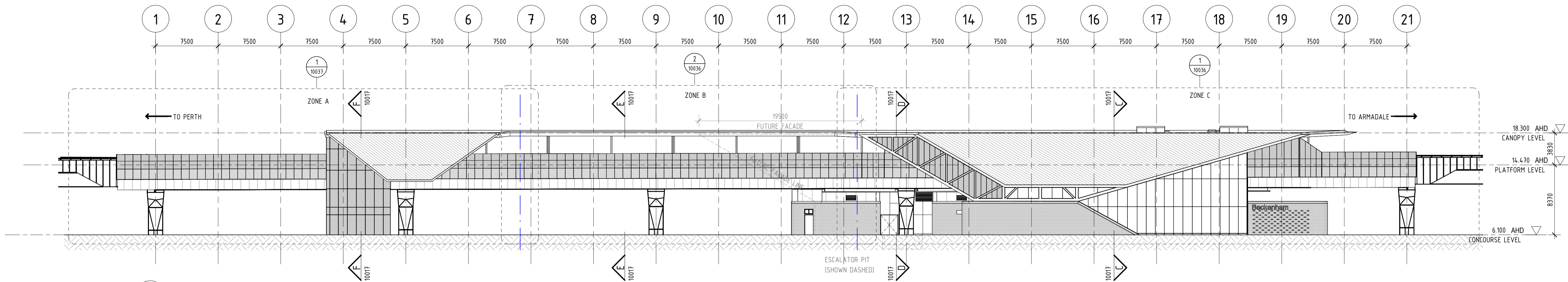
SCALE  
1 : 250  
DATUM  
HORIZONTAL: PCG20  
VERTICAL: AHD71

DESIGNED HASSELL  
DRAWN HASSELL  
CHECKED W. GREENSILL  
APPROVED B. HOY  
DATE

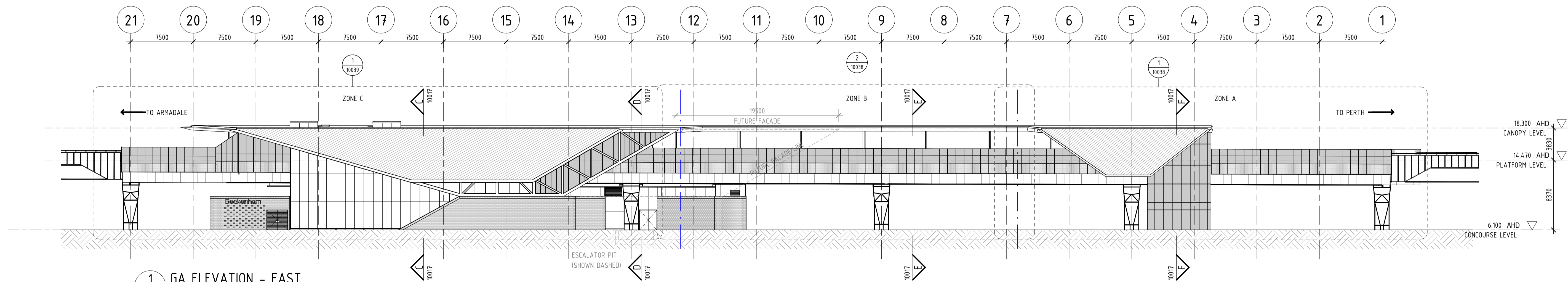
Government of Western Australia  
Public Transport Authority

VICTORIA PARK TO CANNING  
LEVEL CROSSING REMOVAL

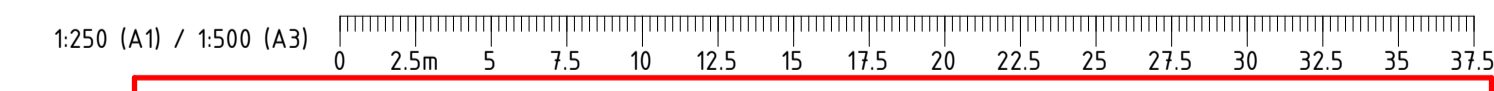
BECKENHAM - ARCHITECTURAL  
GENERAL ARRANGEMENT  
GA REFLECTED CEILING PLANS  
PTA Drawing No: 04-A-74-AR10014 Rev: A1



2 GA ELEVATION - WEST  
10012 1: 250



1 GA ELEVATION - EAST  
10012 1: 250



PRINT IN COLOUR

REFERENCE DESIGN

A1	01.05.23	ISSUE FOR INTERNAL REVIEW	HAS	HAS	WG	BH			
REV	DATE	AMENDMENT	DSN	DRN	CHK	APP			
ORIG SIZE	0 10 20 30 40 50 100mm		This document must not be copied without PTA's written permission, and the contents thereof must not be imparted to a third party nor be used for any unauthorised purpose.						
A1	AT ORIGINAL PLOT SIZE								

VALIDATION  
SIGNATURE  
DATE  
DATE APPROVED

REFERENCES

SCALE  
1 : 250  
DATUM  
HORIZONTAL: PCG20  
VERTICAL: AHD71

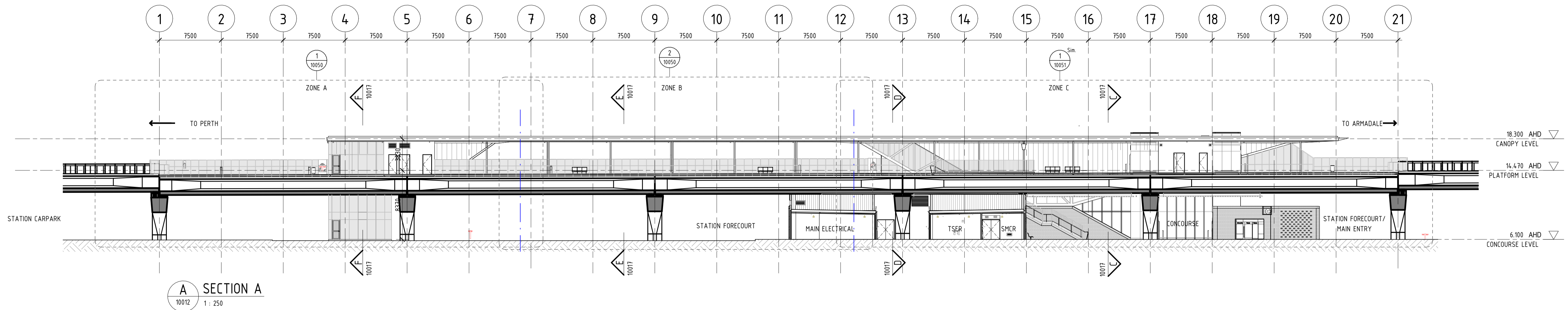
DESIGNED HASSELL  
DRAWN HASSELL  
CHECKED W. GREENSILL  
APPROVED B. HOY  
DATE

Government of Western Australia  
Public Transport Authority

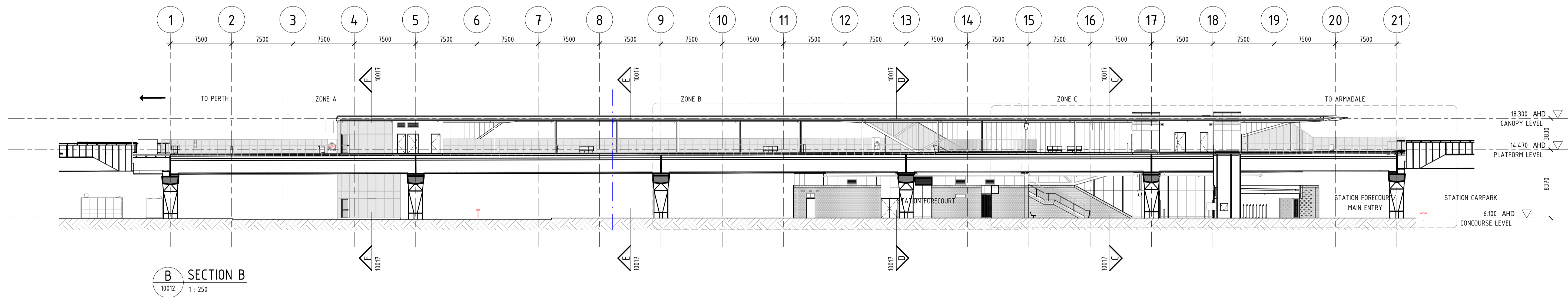
VICTORIA PARK TO CANNING  
LEVEL CROSSING REMOVAL

BECKENHAM - ARCHITECTURAL  
GENERAL ARRANGEMENT  
GA ELEVATIONS

PTA Drawing No: 04-A-74-AR10015 Rev: A1



A SECTION A  
10012 1 : 250



B SECTION B  
10012 1 : 250

1:250 (A1) / 1:500 (A3) 0 2.5m 5 7.5 10 12.5 15 17.5 20 22.5 25 27.5 30 32.5 35 37.5

PRINT IN COLOUR

**REFERENCE DESIGN**

REV	DATE	ISSUE FOR INTERNAL REVIEW	HAS	HAS	WG	BH
A1	01.05.23		DSN	DRN	CHK	APP
AMENDMENT						
ORIG SIZE	AT ORIGINAL PLOT SIZE		<p>This document must not be copied without PTA's written permission, and the contents thereof must not be imparted to a third party nor be used for any unauthorised purpose.</p>			
A1	0 10 20 30 40 50 100mm		Contractor No: LXR-P4-Z5-BK-SN-AR-DWG-00104			

ARMADALE LINE UPGRADE ALLIANCE  
Innovation to Reality

VALIDATION  
SIGNATURE  
DATE  
DATE APPROVED

REFERENCES  
SCALE  
1 : 250  
DATUM  
HORIZONTAL: PCG20  
VERTICAL: AHD71

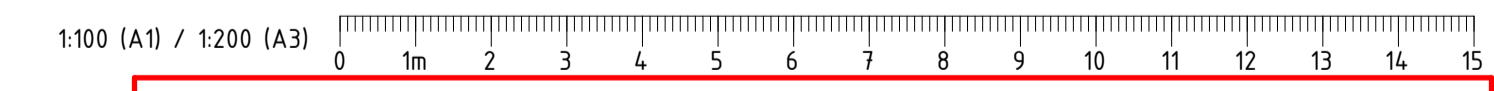
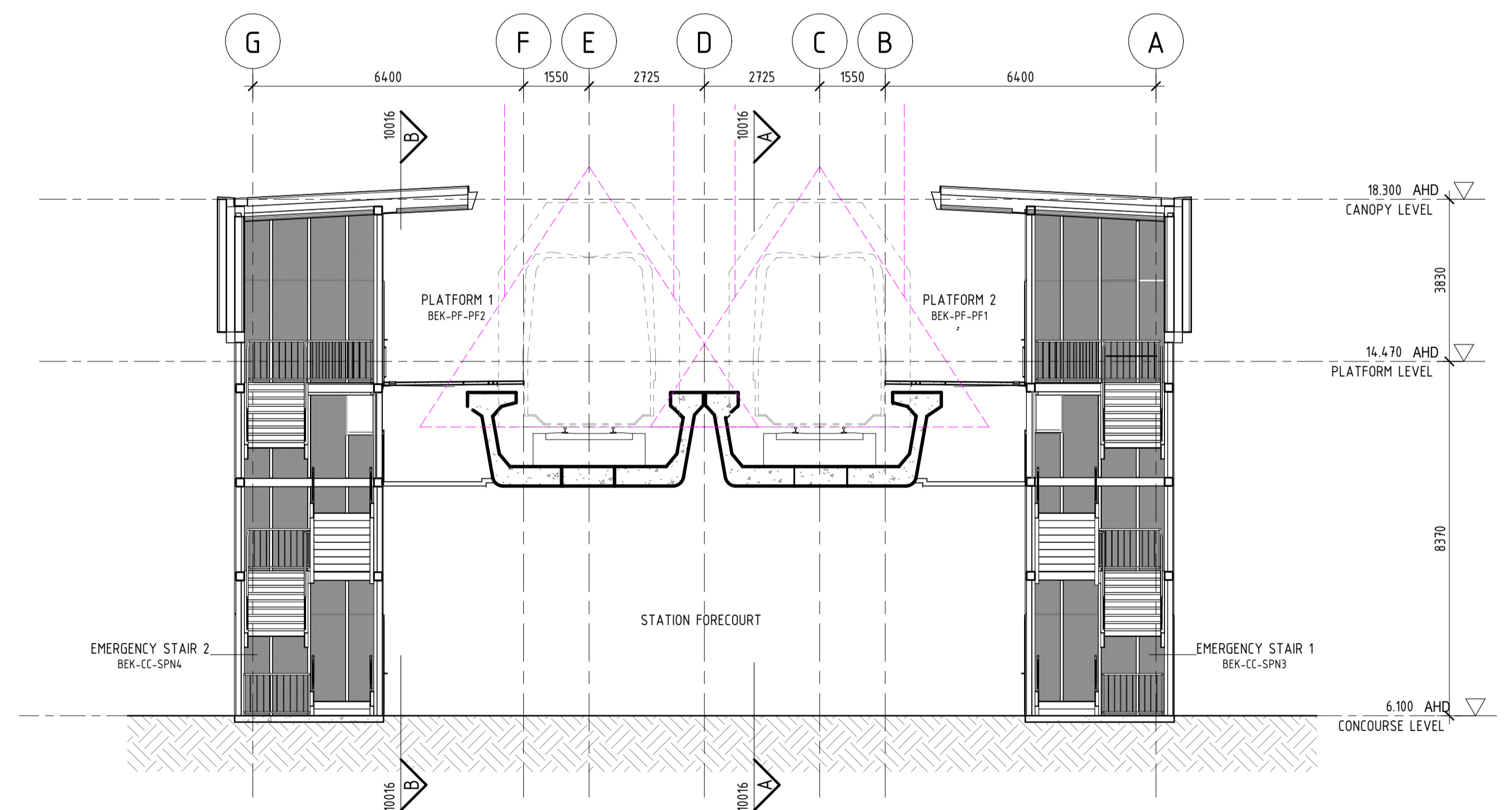
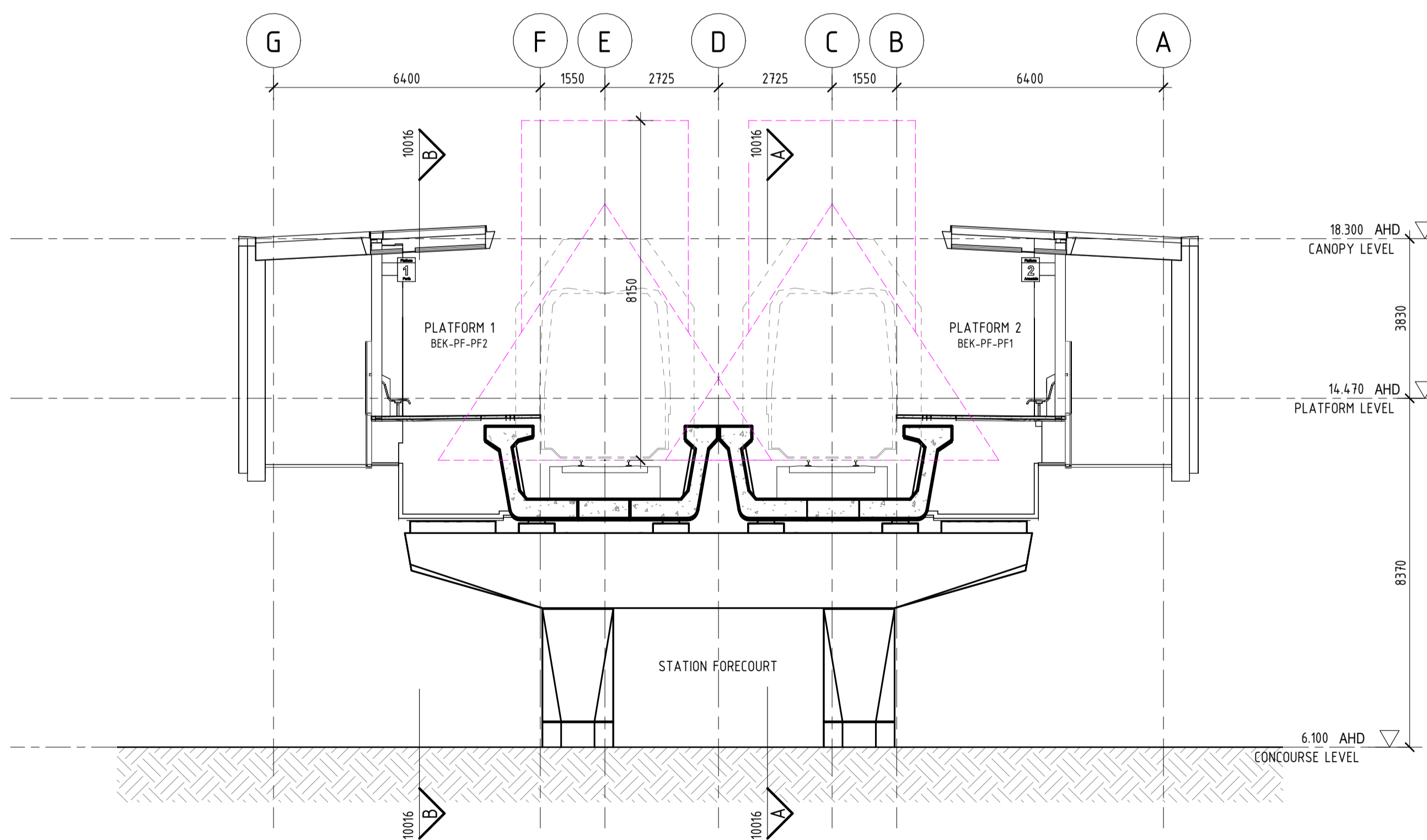
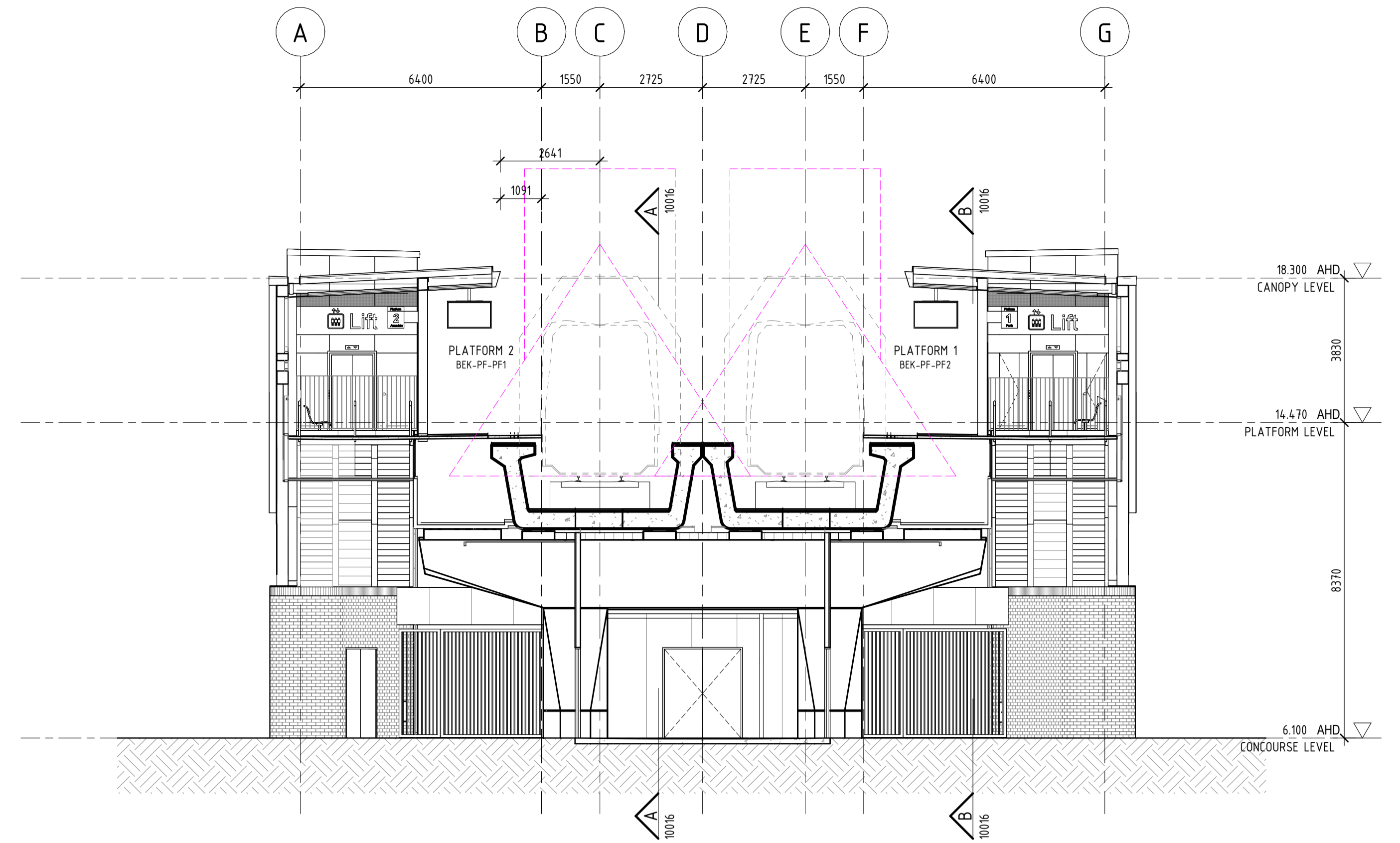
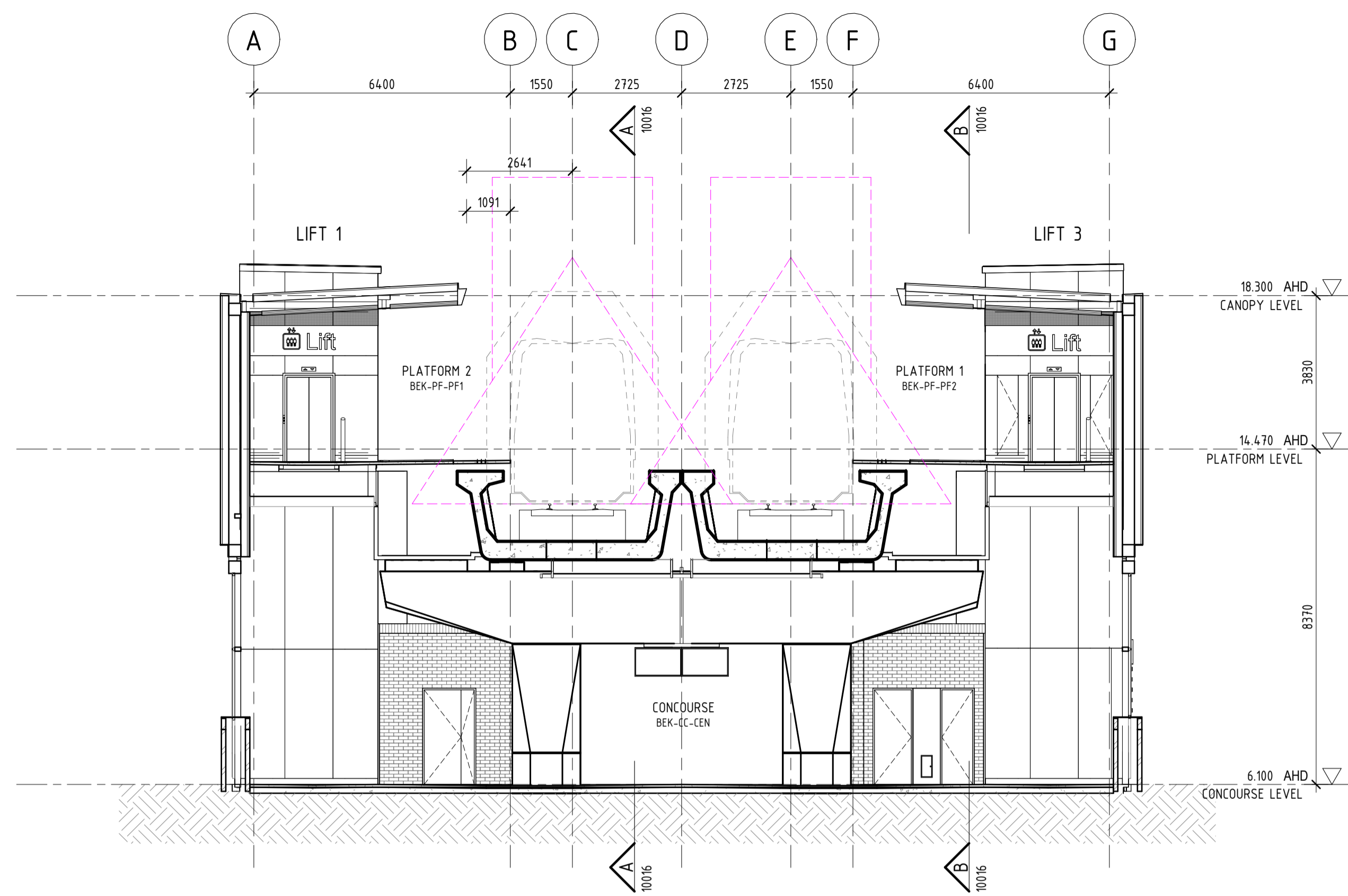
DESIGNED HASSELL  
DRAWN HASSELL  
CHECKED W. GREENSILL  
APPROVED B. HOY  
DATE

Government of Western Australia  
Public Transport Authority

VICTORIA PARK TO CANNING  
LEVEL CROSSING REMOVAL

BECKENHAM - ARCHITECTURAL  
GENERAL ARRANGEMENT  
GA LONG SECTIONS

PTA Drawing No: 04-A-74-AR10016 Rev: A1



PRINT IN COLOUR

REFERENCE DESIGN

REV	DATE	AMENDMENT	DSN	DRN	CHK	APP
A1	01.05.23	ISSUE FOR INTERNAL REVIEW	HAS	HAS	WG	BH
ORIG SIZE			AT ORIGINAL PLOT SIZE			
A1						

This document must not be copied without PTA's written permission, and the contents thereof must not be imparted to a third party nor be used for any unauthorised purpose.

ARMADALE LINE UPGRADE ALLIANCE  
Innovation to Reality

Contractor No: LXR-P4-Z5-BK-SN-AR-DWG-00105

VALIDATION

SIGNATURE

DATE

DATE APPROVED

REFERENCES

SCALE

1 : 100

DATUM

HORIZONTAL: PCG20

VERTICAL: AHD71

DESIGNED HASSELL

DRAWN HASSELL

CHECKED W. GREENSILL

APPROVED B. HOY

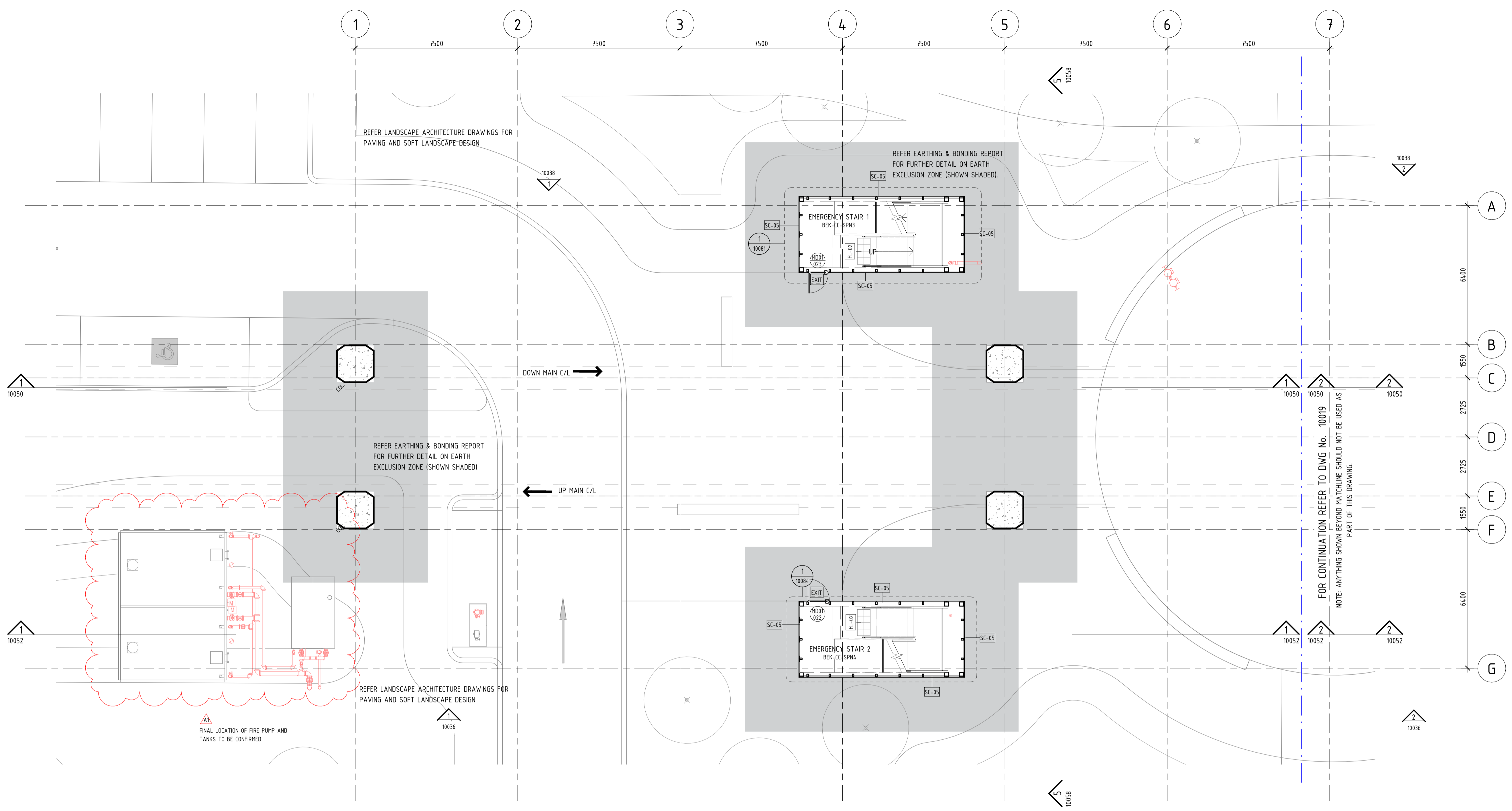
DATE

Government of Western Australia  
Public Transport Authority

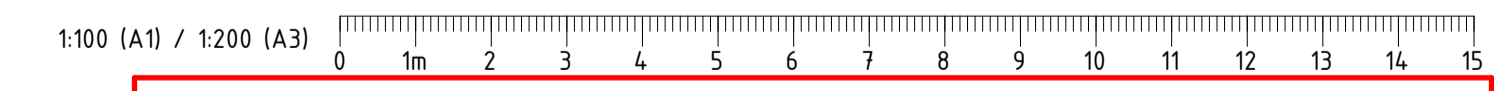
VICTORIA PARK TO CANNING  
LEVEL CROSSING REMOVAL

BECKENHAM - ARCHITECTURAL  
GENERAL ARRANGEMENT  
GA CROSS SECTIONS

PTA Drawing No: 04-A-74-AR10017 Rev: A1



1 CONCOURSE PLAN - ZONE A  
10012 1:100



PRINT IN COLOUR

**REFERENCE DESIGN**

Government of Western Australia  
Public Transport Authority

VICTORIA PARK TO CANNING  
LEVEL CROSSING REMOVAL

BECKENHAM - ARCHITECTURAL  
GENERAL ARRANGEMENT  
CONCOURSE PLAN - ZONE A  
PTA Drawing No: 04-A-74-AR10018 Rev: A1

REV	DATE	ISSUE FOR INTERNAL REVIEW	HAS	HAS	WG	BH
A1	01.05.23					
AMENDMENT			DSN	DRN	CHK	APP
ORIG SIZE	0 10 20 30 40 50 100mm		This document must not be copied without PTA's written permission, and the contents thereof must not be imparted to a third party nor be used for any unauthorised purpose.			
A1	AT ORIGINAL PLOT SIZE		Contractor No: LXR-P4-Z5-BK-SN-AR-DWG-00106			



VALIDATION

SIGNATURE

DATE

DATE APPROVED

REFERENCES

SCALE

1 : 100

DATUM

HORIZONTAL: PCG20

VERTICAL: AHD71

DESIGNED HASSELL

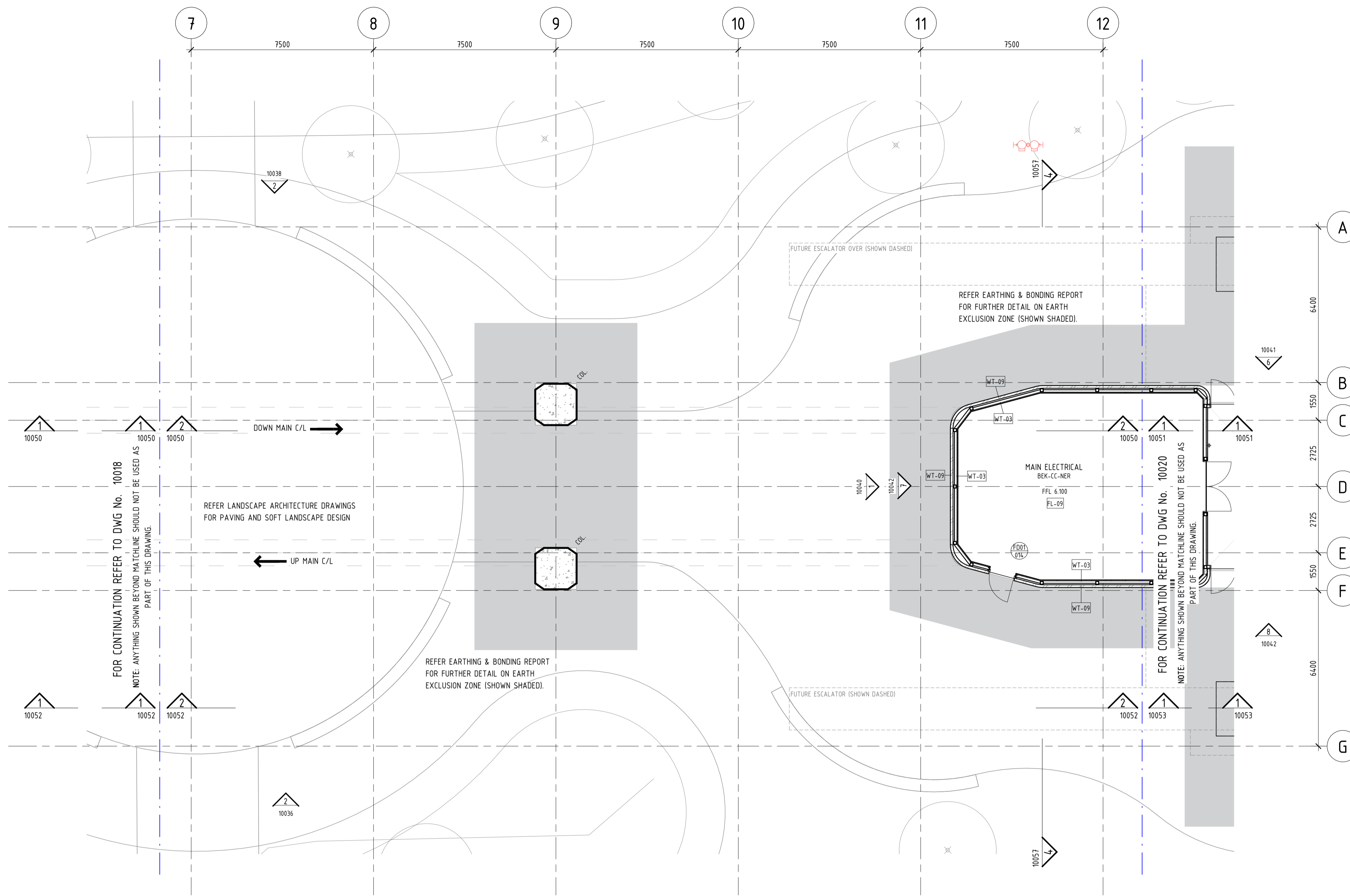
DRAWN HASSELL

CHECKED W. GREENSILL

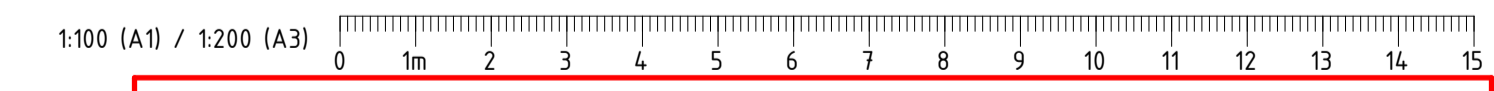
APPROVED B. HOY

DATE





1 CONOURSE PLAN - ZONE B  
10012 1 : 100



PRINT IN COLOUR

**REFERENCE DESIGN**

A1	01.05.23	ISSUE FOR INTERNAL REVIEW	HAS	HAS	WG	BH			
REV	DATE	AMENDMENT	DSN	DRN	CHK	APP			
ORIG SIZE	0 10 20 30 40 50 100mm		This document must not be copied without PTA's written permission, and the contents thereof must not be imparted to a third party nor be used for any unauthorised purpose.						
A1	AT ORIGINAL PLOT SIZE		Contractor No: LXR-P4-Z5-BK-SN-AR-DWG-00107						

VALIDATION  
SIGNATURE  
DATE  
DATE APPROVED

REFERENCES

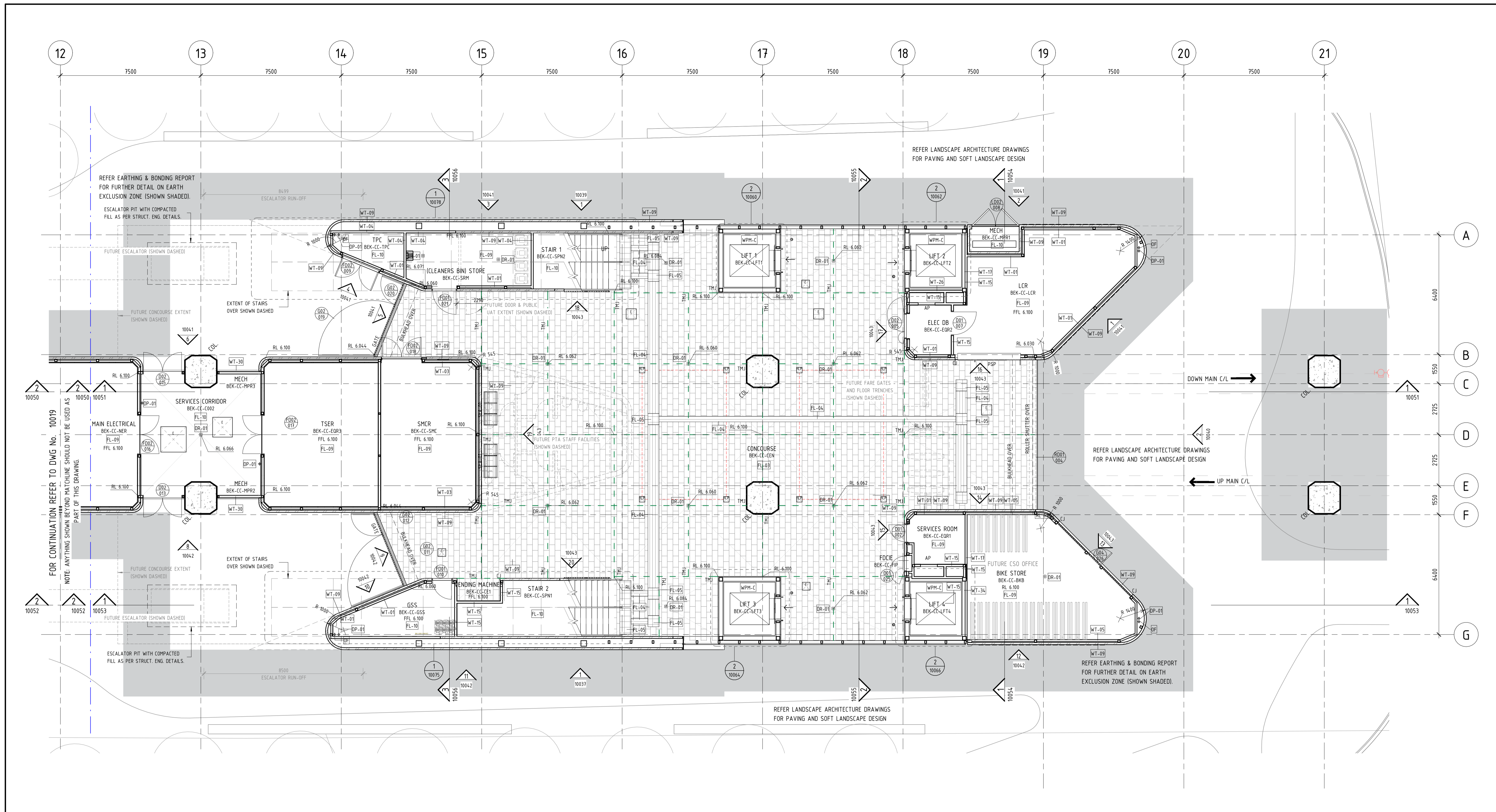
SCALE  
1 : 100  
DATUM  
HORIZONTAL: PCG20  
VERTICAL: AHD71

DESIGNED HASSELL  
DRAWN HASSELL  
CHECKED W. GREENSILL  
APPROVED B. HOY  
DATE

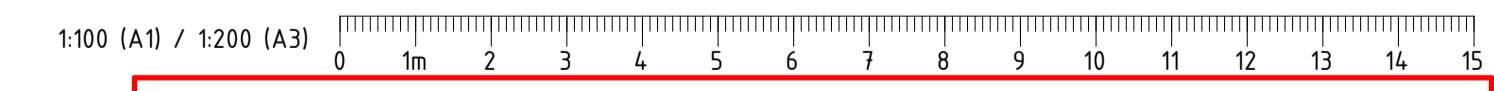
Government of Western Australia  
Public Transport Authority

VICTORIA PARK TO CANNING  
LEVEL CROSSING REMOVAL

BECKENHAM - ARCHITECTURAL  
GENERAL ARRANGEMENT  
CONOURSE PLAN - ZONE B  
PTA Drawing No: 04-A-74-AR10019 Rev: A1



1 CONCOURSE PLAN - ZONE C  
10012 1:100



PRINT IN COLOUR

<b>REFERENCE DESIGN</b>	
VICTORIA PARK TO CANNING LEVEL CROSSING REMOVAL	
<b>BECKENHAM - ARCHITECTURAL          GENERAL ARRANGEMENT          CONCOURSE PLAN - ZONE C</b>	
PTA Drawing No: <b>04-A-74-AR10020</b> Rev: <b>A1</b>	

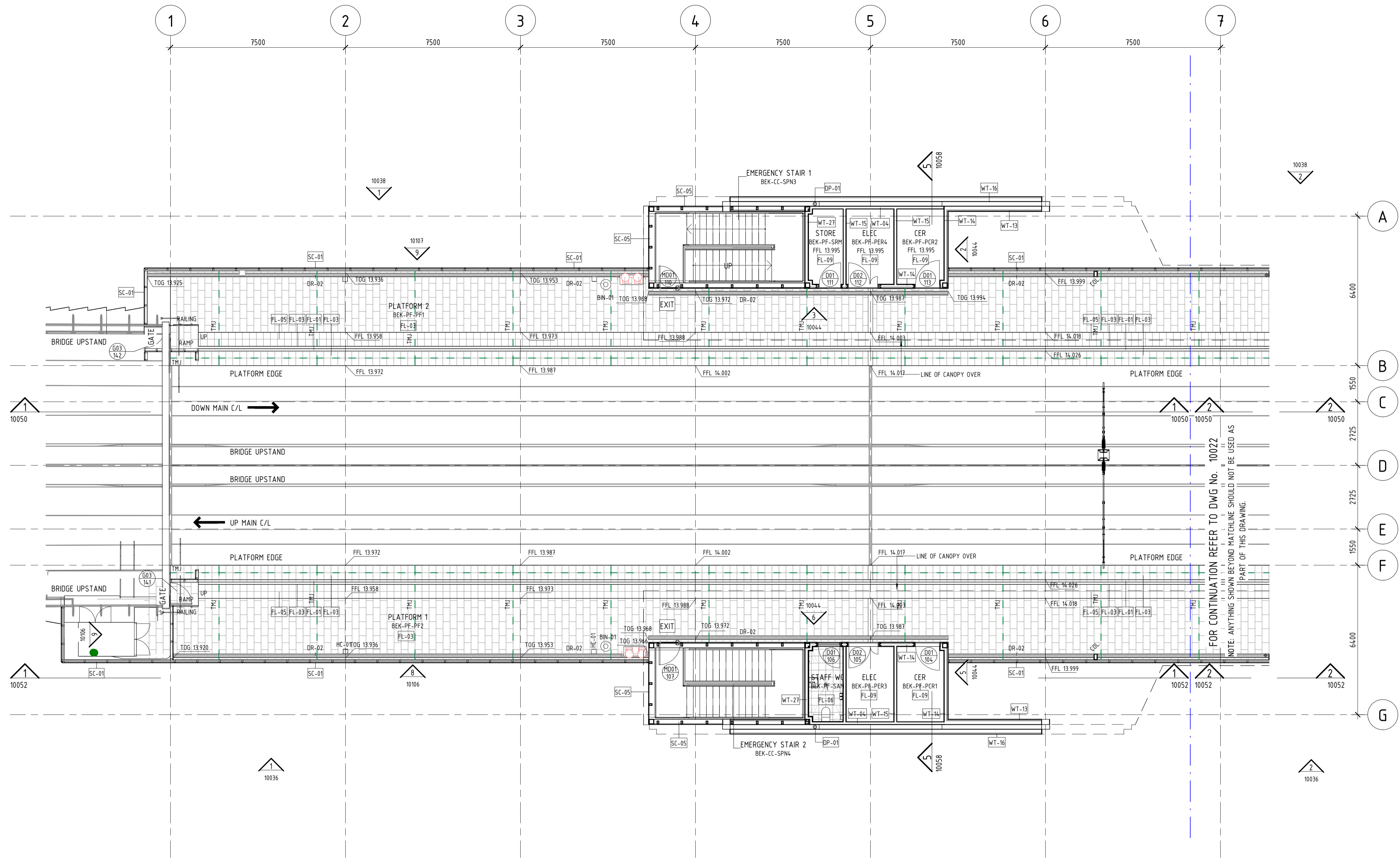
A1	01.05.23	ISSUE FOR INTERNAL REVIEW	HAS	HAS	WG
REV	DATE	AMENDMENT	DSN	DRN	CHK
ORIG SIZE	0 10 20 30 40 50 100mm		This document must not be copied without PTA's written permission, and the contents thereof must not be imparted to a third party nor be used for any unauthorised purpose.		
A1	AT ORIGINAL PLOT SIZE		Contractor No: LXR-P4-Z5-BK-SN-AR-DWG-00108		

Innovation to Reality

VALIDATION  
SIGNATURE  
DATE  
DATE APPROVED

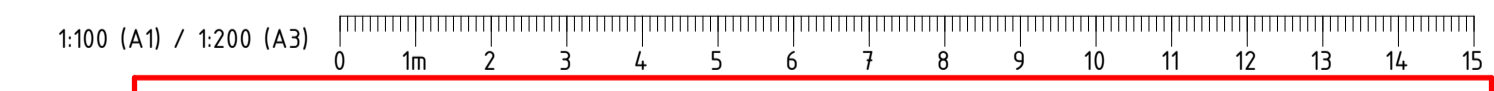
REFERENCES  
SCALE  
1:100  
DATUM  
HORIZONTAL: PCG20  
VERTICAL: AHD71

DESIGNED HASSELL  
DRAWN HASSELL  
CHECKED W. GREENSILL  
APPROVED B. HOY  
DATE



1 PLATFORM PLAN - ZONE A  
10012 1 : 100

FOR CONTINUATION REFER TO DWG No. 10022  
NOTE: ANYTHING SHOWN BEYOND MATCHLINE SHOULD NOT BE USED AS PART OF THIS DRAWING.



PRINT IN COLOUR

REFERENCE DESIGN

A1	01.05.23	ISSUE FOR INTERNAL REVIEW	HAS	HAS	WG	BH			
REV	DATE		DSN	DRN	CHK	APP			
ORIG SIZE	0 10 20 30 40 50 100mm		This document must not be copied without PTA's written permission, and the contents thereof must not be imparted to a third party nor be used for any unauthorised purpose.						
A1	AT ORIGINAL PLOT SIZE								

ARMADALE LINE UPGRADE ALLIANCE  
Innovation to Reality

Contractor No: LXR-P4-Z5-BK-SN-AR-DWG-00109

VALIDATION  
SIGNATURE  
DATE  
DATE APPROVED

REFERENCES

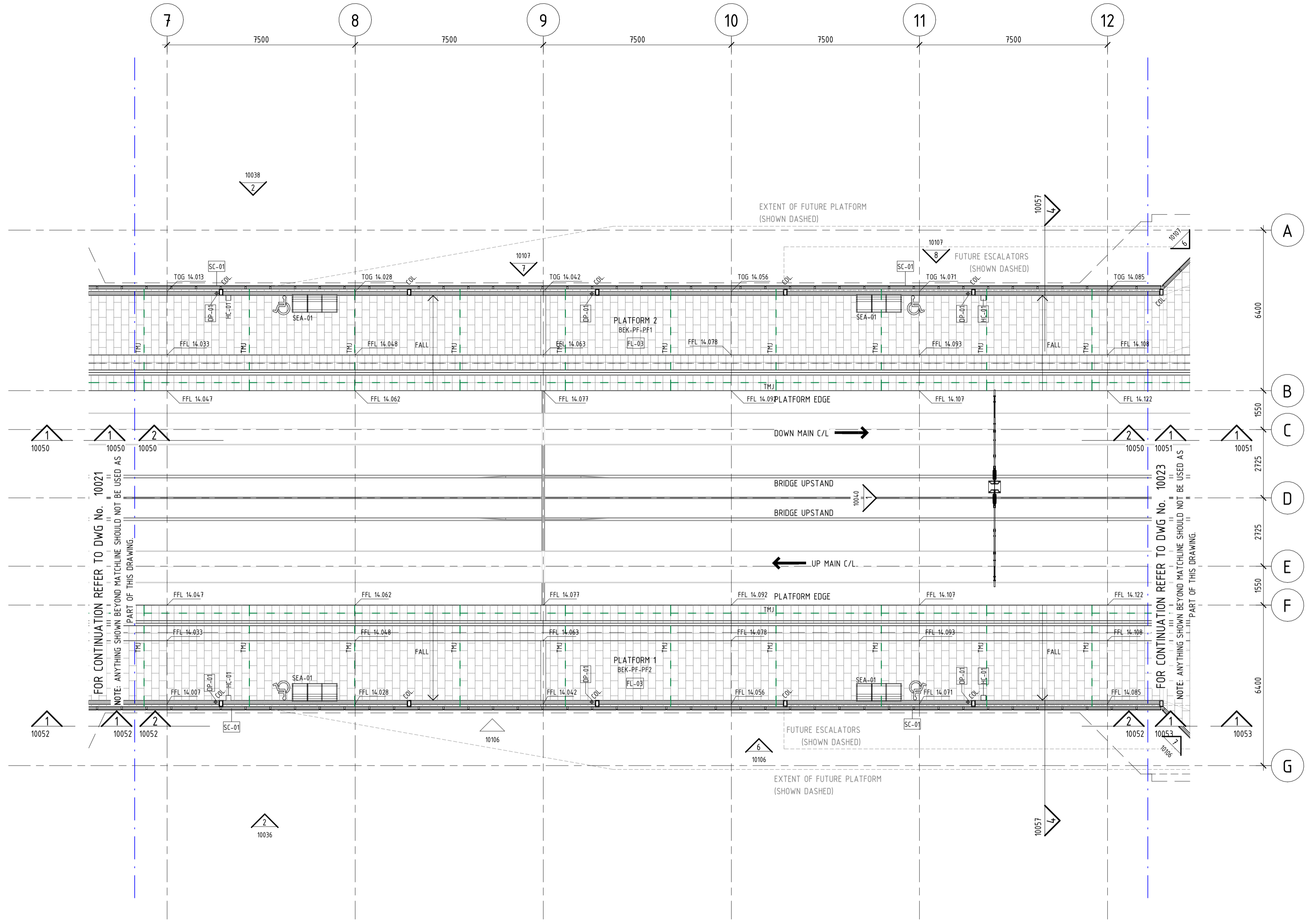
SCALE  
1 : 100  
DATUM  
HORIZONTAL: PCG20  
VERTICAL: AHD71

DESIGNED HASSELL  
DRAWN HASSELL  
CHECKED W. GREENSILL  
APPROVED B. HOY  
DATE

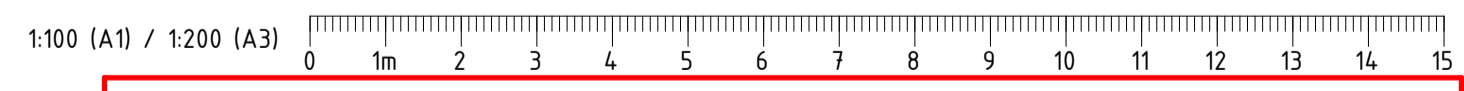
Government of Western Australia  
Public Transport Authority

VICTORIA PARK TO CANNING  
LEVEL CROSSING REMOVAL

BECKENHAM - ARCHITECTURAL  
GENERAL ARRANGEMENT  
PLATFORM PLAN - ZONE A  
PTA Drawing No: 04-A-74-AR10021 Rev: A1



1 PLATFORM PLAN - ZONE B  
10012 1:100



PRINT IN COLOUR

**REFERENCE DESIGN**

REV	DATE	ISSUE FOR INTERNAL REVIEW	HAS	HAS	WG	BH
A1	01.05.23					
AMENDMENT			DSN	DRN	CHK	APP
ORIG SIZE	0 10 20 30 40 50 100mm		This document must not be copied without PTA's written permission, and the contents thereof must not be imparted to a third party nor be used for any unauthorised purpose.			
A1	AT ORIGINAL PLOT SIZE					

Contractor No: LXR-P4-Z5-BK-SN-AR-DWG-00110

VALIDATION  
SIGNATURE  
DATE  
DATE APPROVED

REFERENCES

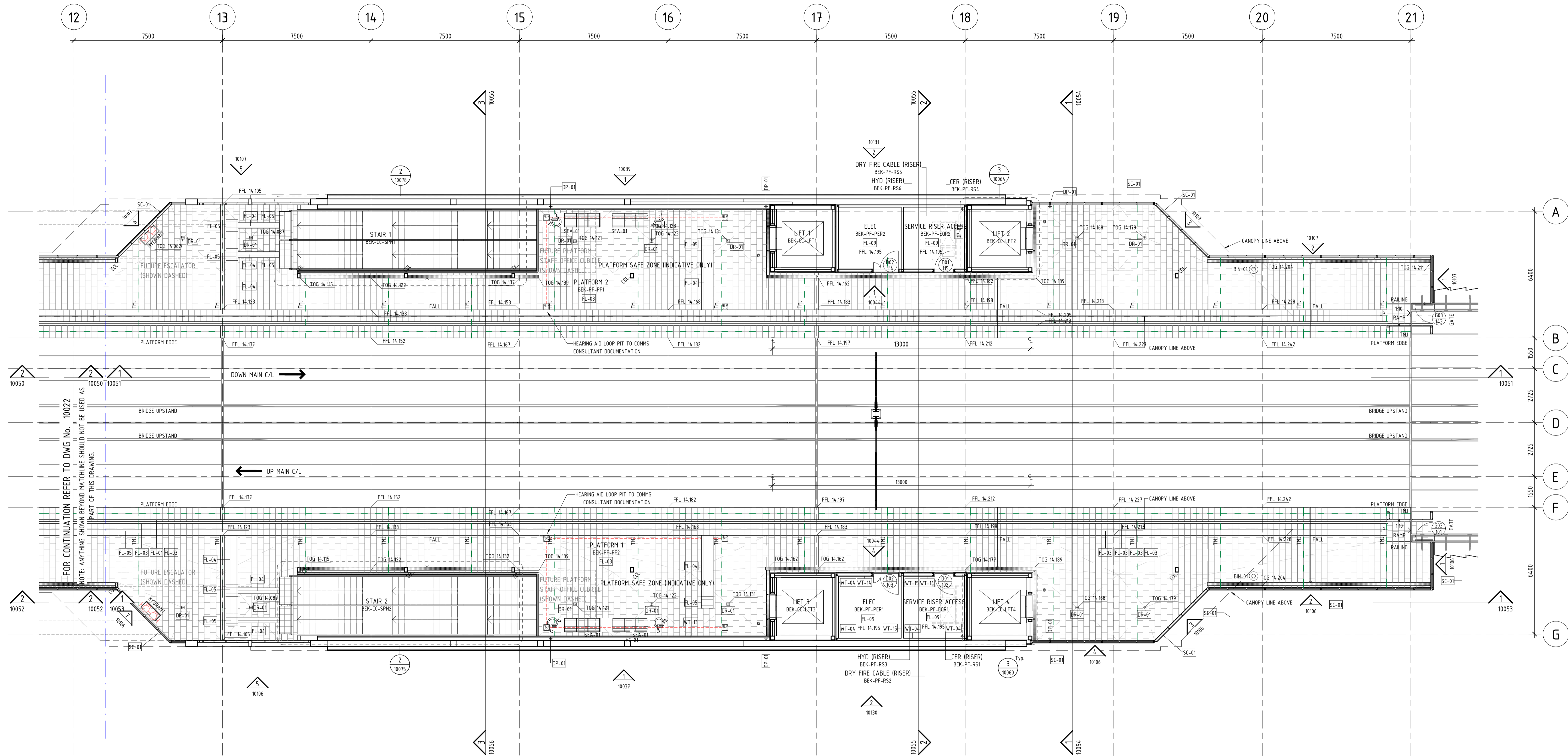
SCALE  
1 : 100  
DATUM  
HORIZONTAL: PCG20  
VERTICAL: AHD71

DESIGNED HASSELL  
DRAWN HASSELL  
CHECKED W. GREENSILL  
APPROVED B. HOY  
DATE

Government of Western Australia  
Public Transport Authority

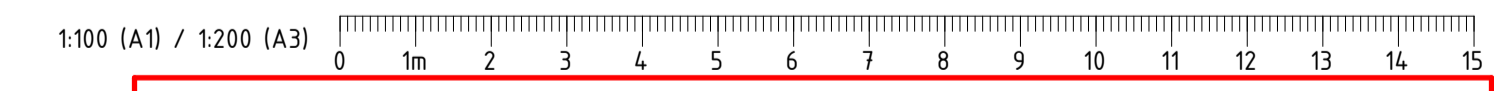
VICTORIA PARK TO CANNING  
LEVEL CROSSING REMOVAL

BECKENHAM - ARCHITECTURAL  
GENERAL ARRANGEMENT  
PLATFORM PLAN - ZONE B  
PTA Drawing No: 04-A-74-AR10022 Rev: A1



1 PLATFORM PLAN - ZONE C  
10012 1 : 100

FOR CONTINUATION REFER TO DWG No. 10022  
NOTE: ANYTHING SHOWN BEYOND MATCHLINE SHOULD NOT BE USED AS PART OF THIS DRAWING.



PRINT IN COLOUR

REFERENCE DESIGN

A1	01.05.23	ISSUE FOR INTERNAL REVIEW	HAS	HAS	WG	BH			
REV	DATE	AMENDMENT	DSN	DRN	CHK	APP			
ORIG SIZE	0 10 20 30 40 50 100mm		This document must not be copied without PTA's written permission, and the contents thereof must not be imparted to a third party nor be used for any unauthorised purpose.						
A1	AT ORIGINAL PLOT SIZE		Contractor No: LXR-P4-Z5-BK-SN-AR-DWG-00111						

**ARMADALE LINE UPGRADE ALLIANCE**  
Innovation to Reality

VALIDATION  
SIGNATURE  
DATE  
DATE APPROVED

REFERENCES  
SCALE  
1 : 100  
DATUM  
HORIZONTAL: PCG20  
VERTICAL: AHD71

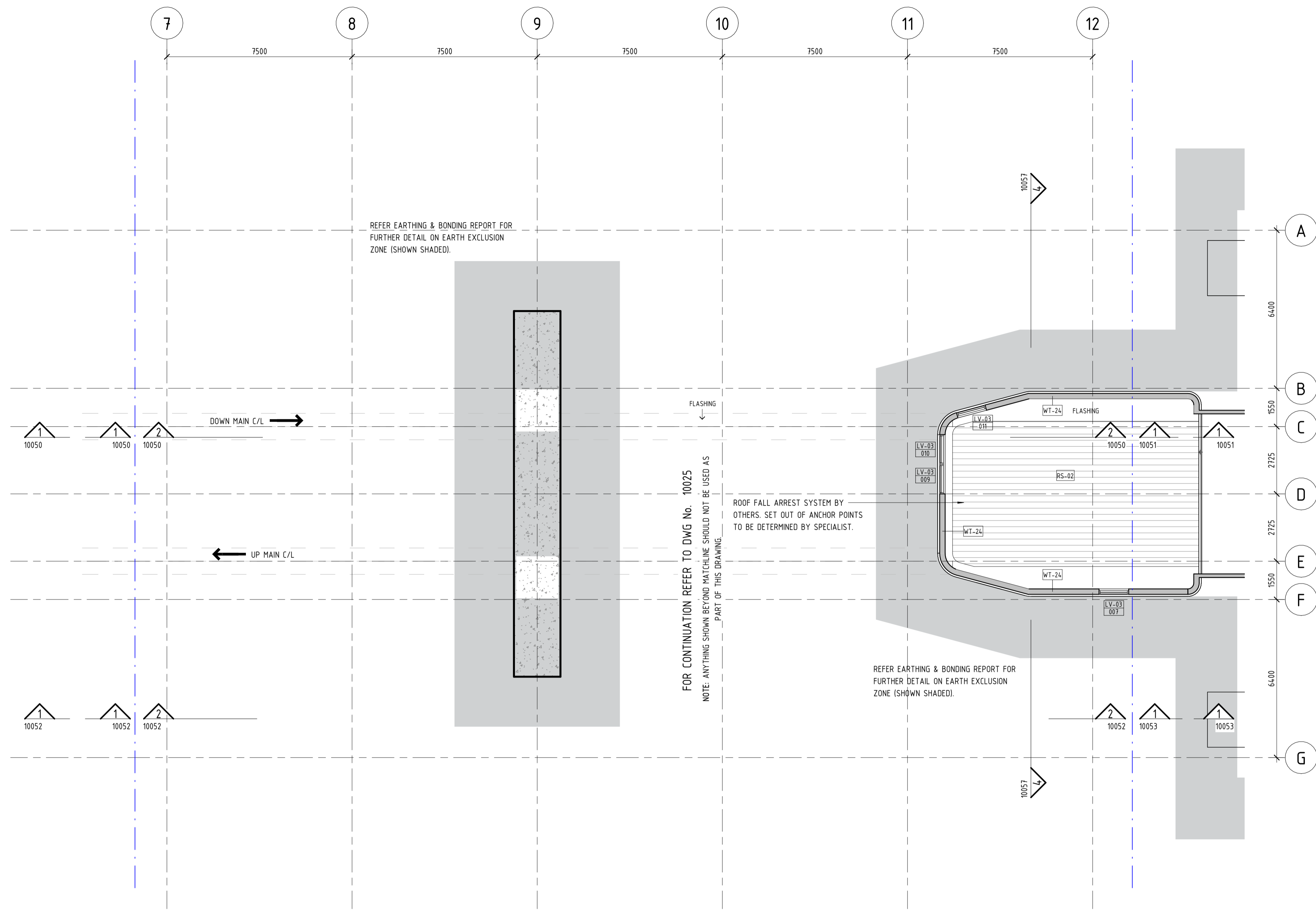
DESIGNED HASSELL  
DRAWN HASSELL  
CHECKED W. GREENSILL  
APPROVED B. HOY  
DATE

Government of Western Australia  
Public Transport Authority

VICTORIA PARK TO CANNING  
LEVEL CROSSING REMOVAL

**BECKENHAM - ARCHITECTURAL  
GENERAL ARRANGEMENT  
PLATFORM PLAN - ZONE C**

PTA Drawing No: **04-A-74-AR10023** Rev: **A1**



1 CONCOURSE ROOF PLAN - ZONE B  
10013 1:100



PRINT IN COLOUR

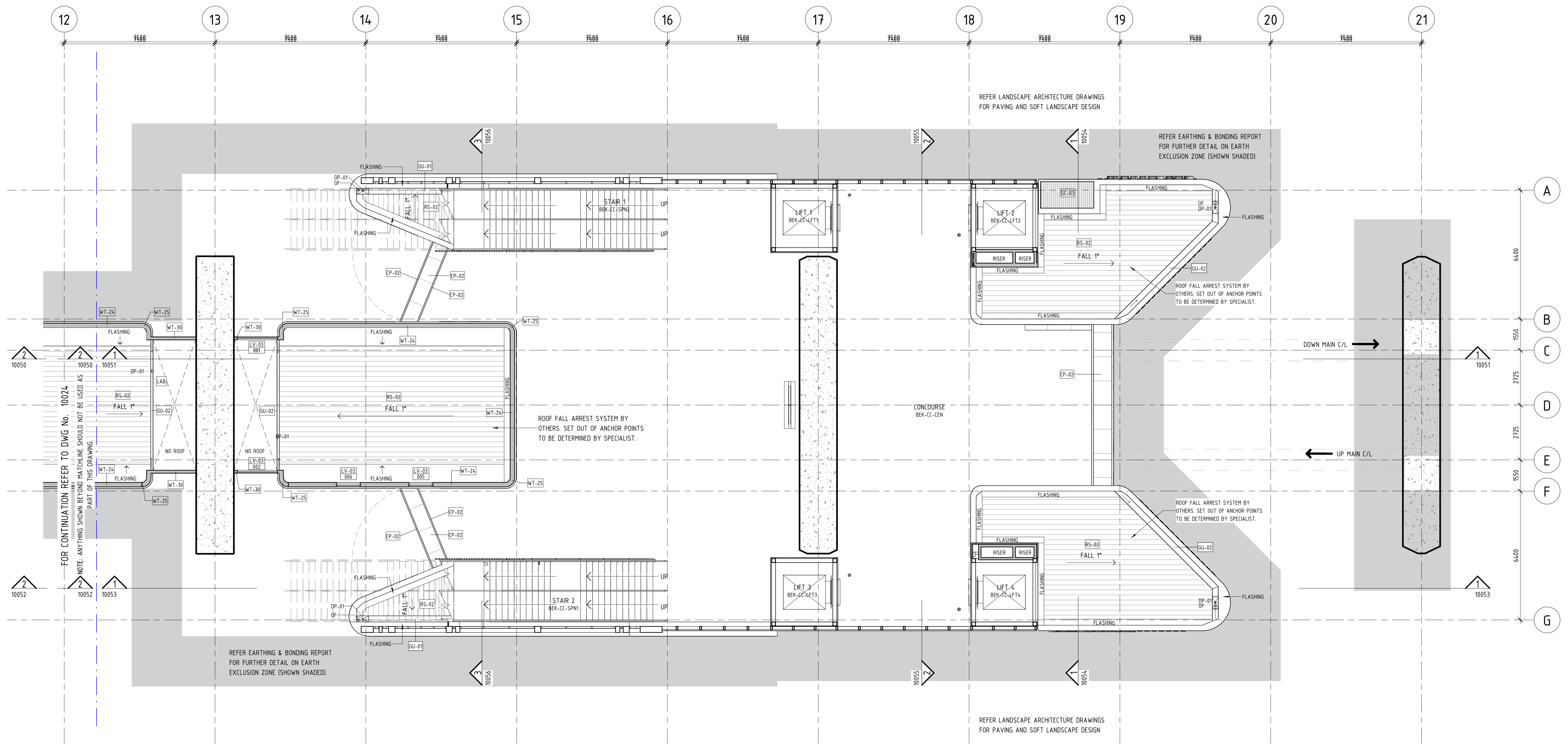
REFERENCE DESIGN

A1	01.05.23	ISSUE FOR INTERNAL REVIEW	HAS	HAS	WG	BH			
REV	DATE	AMENDMENT	DSN	DRN	CHK	APP			
ORIG SIZE	0 10 20 30 40 50 100mm		This document must not be copied without PTA's written permission, and the contents thereof must not be imparted to a third party nor be used for any unauthorised purpose.						
A1	AT ORIGINAL PLOT SIZE		Contractor No: LXR-P4-Z5-BK-SN-AR-DWG-00112						

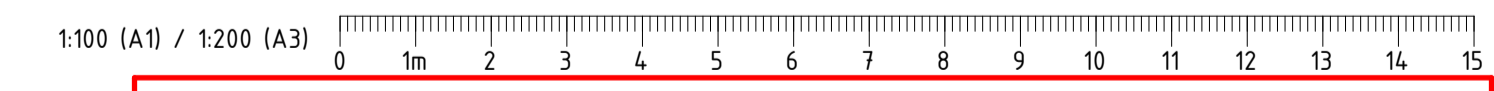


	VALIDATION
	REFERENCES
	SCALE
	1 : 100
	DATUM
	HORIZONTAL: PCG20
	VERTICAL: AHD71
	DESIGNED HASSELL
	DRAWN HASSELL
	CHECKED W. GREENSILL
	APPROVED B. HOY
	DATE
	SIGNATURE
	DATE
	DATE APPROVED

Government of Western Australia Public Transport Authority	VICTORIA PARK TO CANNING LEVEL CROSSING REMOVAL
BECKENHAM - ARCHITECTURAL GENERAL ARRANGEMENT CONCOURSE ROOF PLAN - ZONE B PTA Drawing No: 04-A-74-AR10024 Rev: A1	



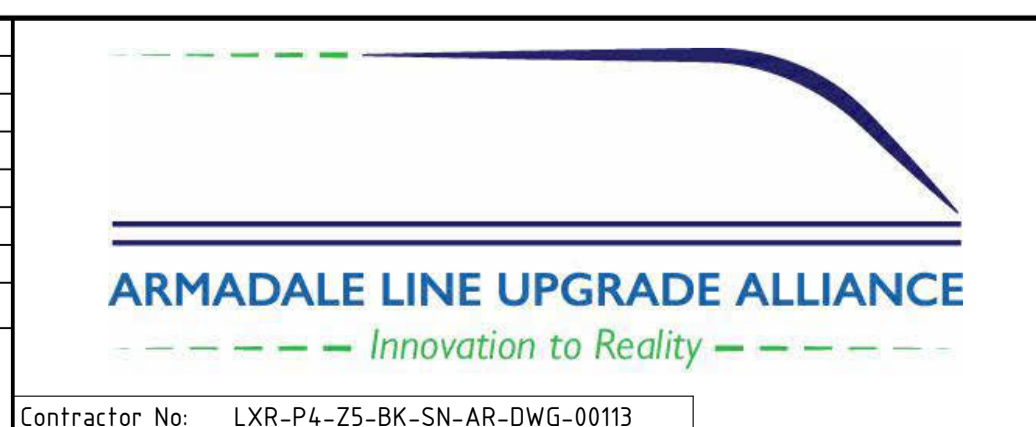
1 CONCOURSE ROOF PLAN - ZONE C  
10013 1: 100



PRINT IN COLOUR

REFERENCE DESIGN

A1	01.05.23	ISSUE FOR INTERNAL REVIEW	HAS	HAS	WG	BH			
REV	DATE	AMENDMENT	DSN	DRN	CHK	APP			
ORIG SIZE	0 10 20 30 40 50 100mm		This document must not be copied without PTA's written permission, and the contents thereof must not be imparted to a third party nor be used for any unauthorised purpose.						
A1	AT ORIGINAL PLOT SIZE		Contractor No: LXR-P4-Z5-BK-SN-AR-DWG-0013						



VALIDATION  
SIGNATURE  
DATE  
DATE APPROVED

REFERENCES

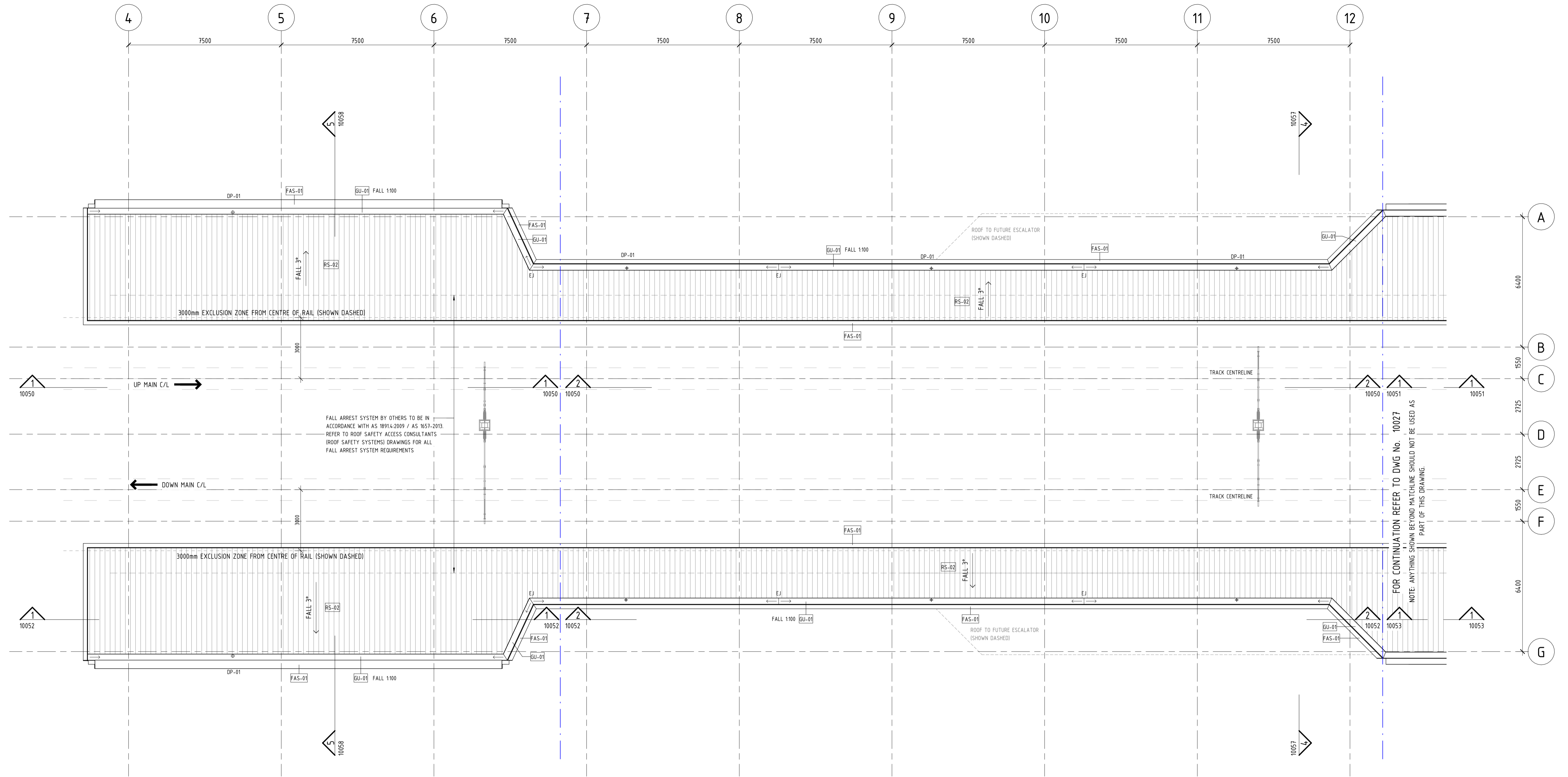
SCALE  
1 : 100  
DATUM  
HORIZONTAL: PCG20  
VERTICAL: AHD71

DESIGNED HASSELL  
DRAWN HASSELL  
CHECKED W. GREENSILL  
APPROVED B. HOY  
DATE

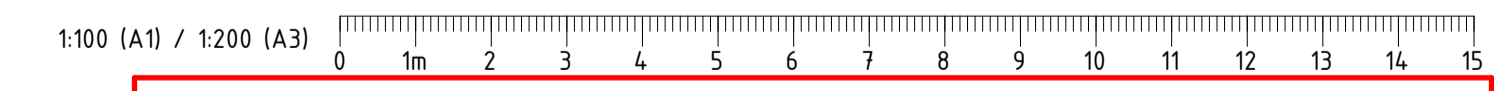
Government of Western Australia  
Public Transport Authority

VICTORIA PARK TO CANNING  
LEVEL CROSSING REMOVAL

BECKENHAM - ARCHITECTURAL  
GENERAL ARRANGEMENT  
CONCOURSE ROOF PLAN - ZONE C  
PTA Drawing No: 04-A-74-AR10025 Rev: A1



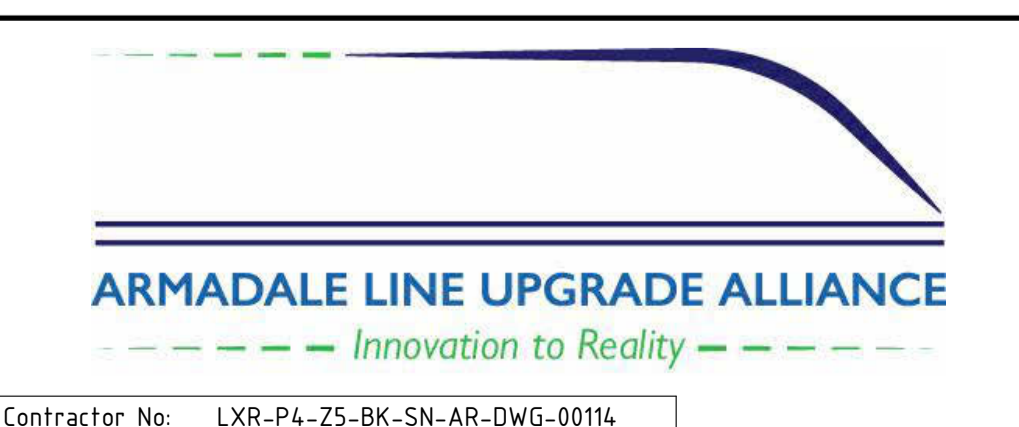
1 PLATFORM ROOF PLAN - ZONE A-B  
10013 1 : 100



PRINT IN COLOUR

**REFERENCE DESIGN**

A1	01.05.23	ISSUE FOR INTERNAL REVIEW	HAS	HAS	WG	BH	
REV	DATE	AMENDMENT	DSN	DRN	CHK	APP	
ORIG SIZE	0 10 20 30 40 50 100mm		This document must not be copied without PTA's written permission, and the contents thereof must not be imparted to a third party nor be used for any unauthorised purpose.				
A1	AT ORIGINAL PLOT SIZE		Contractor No: LXR-P4-Z5-BK-SN-AR-DWG-00114				



VALIDATION  
SIGNATURE  
DATE  
DATE APPROVED

REFERENCES  
SCALE  
1 : 100  
DATUM  
HORIZONTAL: PCG20  
VERTICAL: AHD71

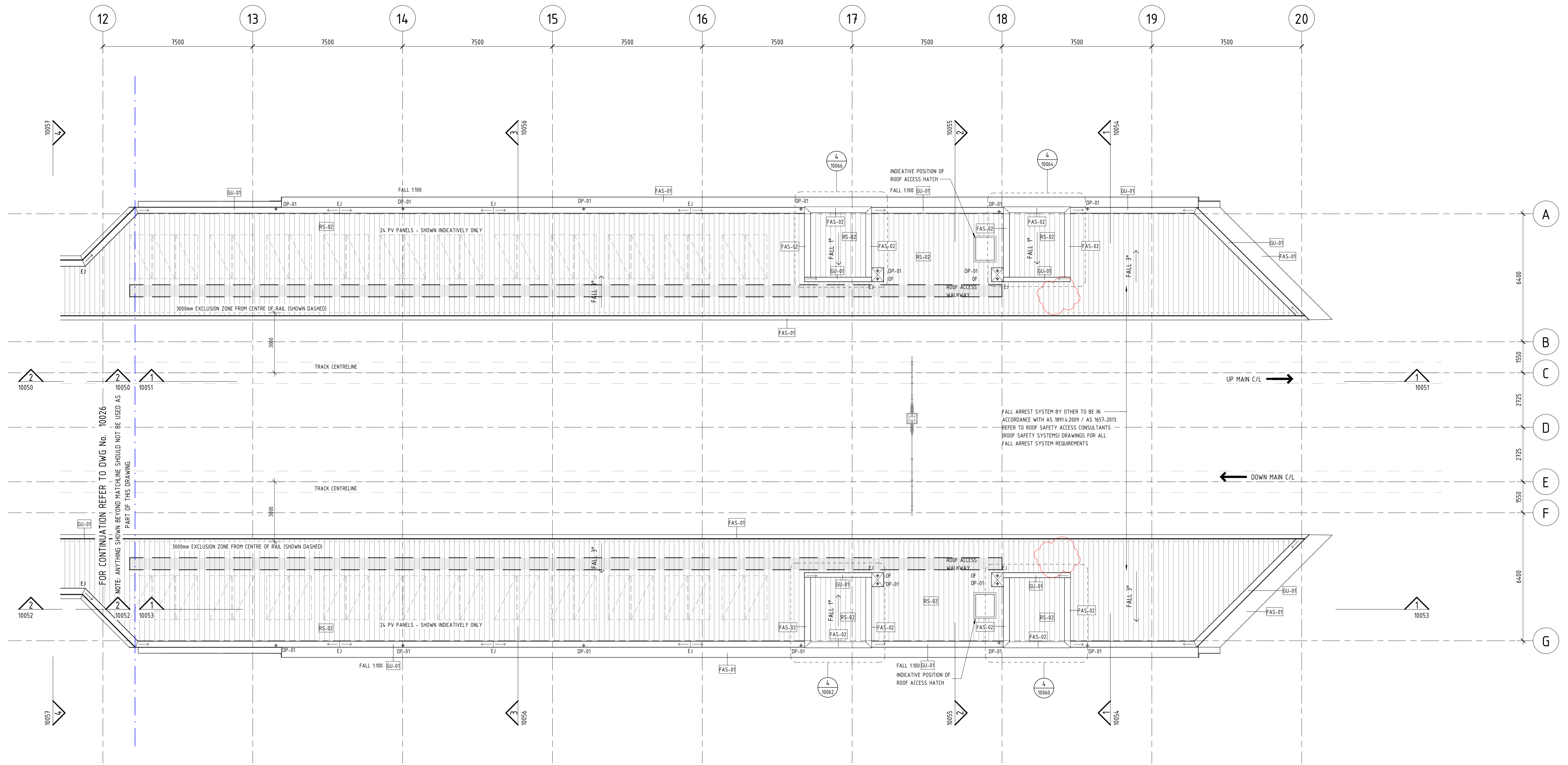
DESIGNED HASSELL  
DRAWN HASSELL  
CHECKED W. GREENSILL  
APPROVED B. HOY  
DATE

Government of Western Australia  
Public Transport Authority

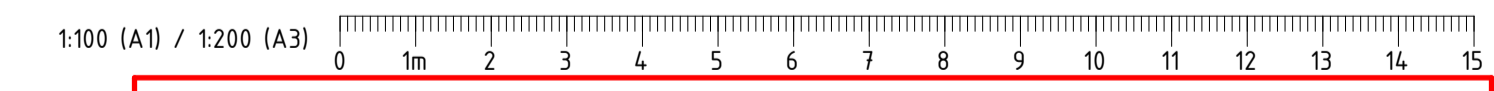
VICTORIA PARK TO CANNING  
LEVEL CROSSING REMOVAL

BECKENHAM - ARCHITECTURAL  
GENERAL ARRANGEMENT  
PLATFORM ROOF PLAN - ZONE A-B  
PTA Drawing No: 04-A-74-AR10026 Rev: A1





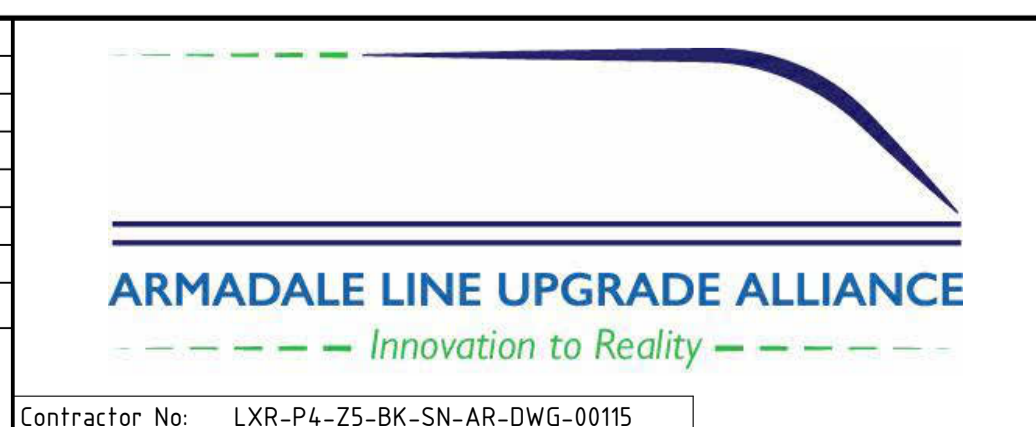
1 PLATFORM ROOF PLAN - ZONE C  
10013 1:100



PRINT IN COLOUR

REFERENCE DESIGN

A1	01.05.23	ISSUE FOR INTERNAL REVIEW	HAS	HAS	WG	BH			
REV	DATE	AMENDMENT	DSN	DRN	CHK	APP			
ORIG SIZE	0 10 20 30 40 50 100mm		This document must not be copied without PTA's written permission, and the contents thereof must not be imparted to a third party nor be used for any unauthorised purpose.						
A1	AT ORIGINAL PLOT SIZE		Contractor No: LXR-P4-Z5-BK-SN-AR-DWG-0015						



VALIDATION

SIGNATURE

DATE

DATE APPROVED

REFERENCES

SCALE

1 : 100

DATUM

HORIZONTAL: PCG20

VERTICAL: AHD71

DESIGNED HASSELL

DRAWN HASSELL

CHECKED W. GREENSILL

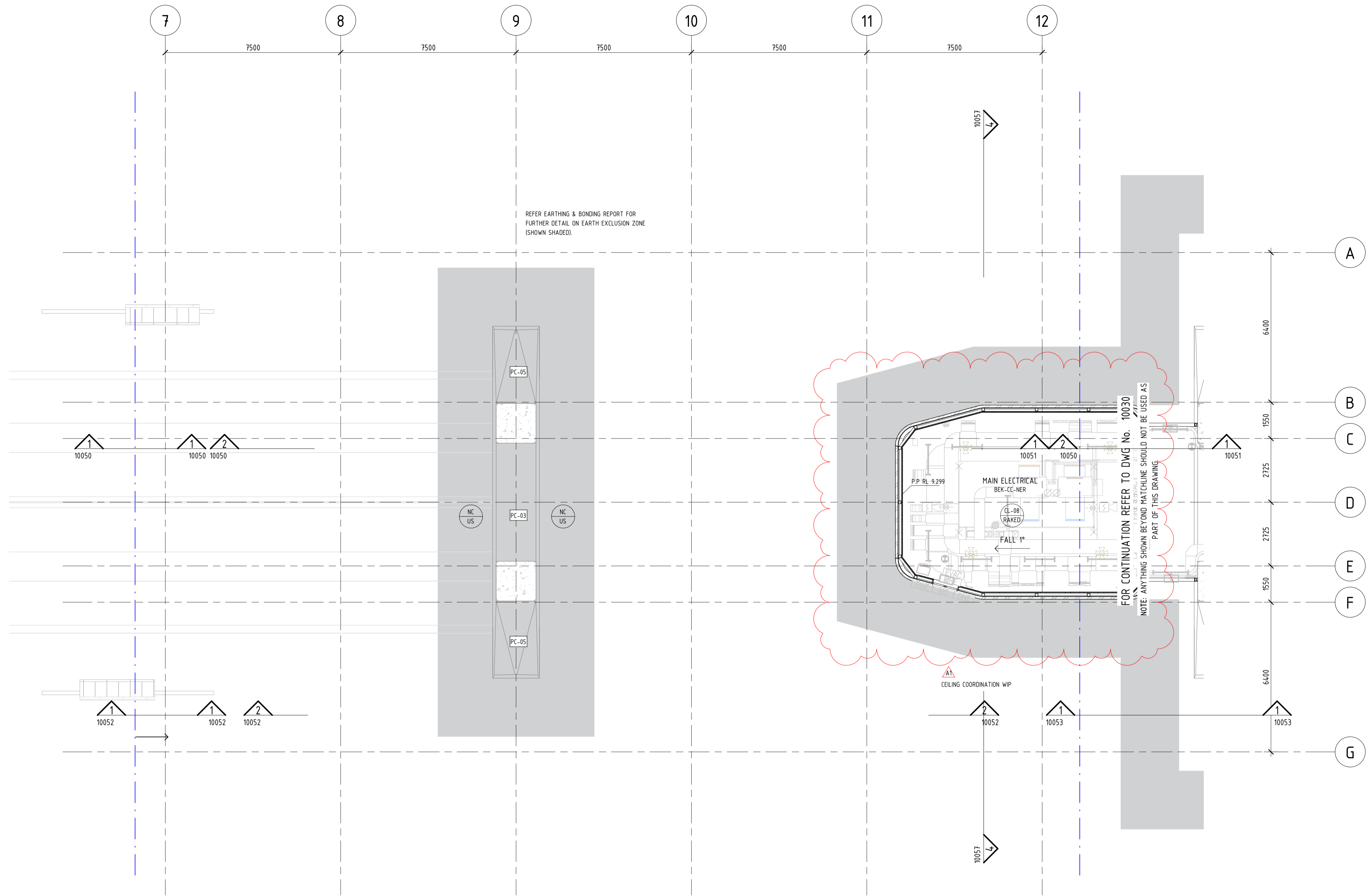
APPROVED B. HOY

DATE

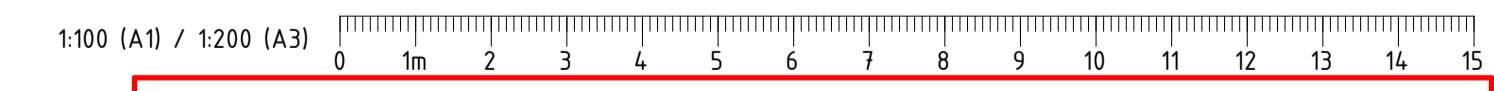
Government of Western Australia  
Public Transport Authority

VICTORIA PARK TO CANNING  
LEVEL CROSSING REMOVAL

BECKENHAM - ARCHITECTURAL  
GENERAL ARRANGEMENT  
PLATFORM ROOF PLAN - ZONE C  
PTA Drawing No: 04-A-74-AR10027 Rev: A1



1 RCP - CONCOURSE - ZONE B  
10014 1:100



PRINT IN COLOUR

<b>REFERENCE DESIGN</b>	
	VICTORIA PARK TO CANNING LEVEL CROSSING REMOVAL
<b>BECKENHAM - ARCHITECTURAL GENERAL ARRANGEMENT</b>	
RCP - CONCOURSE - ZONE B	
PTA Drawing No: <b>04-A-74-AR10029</b> Rev: <b>A1</b>	

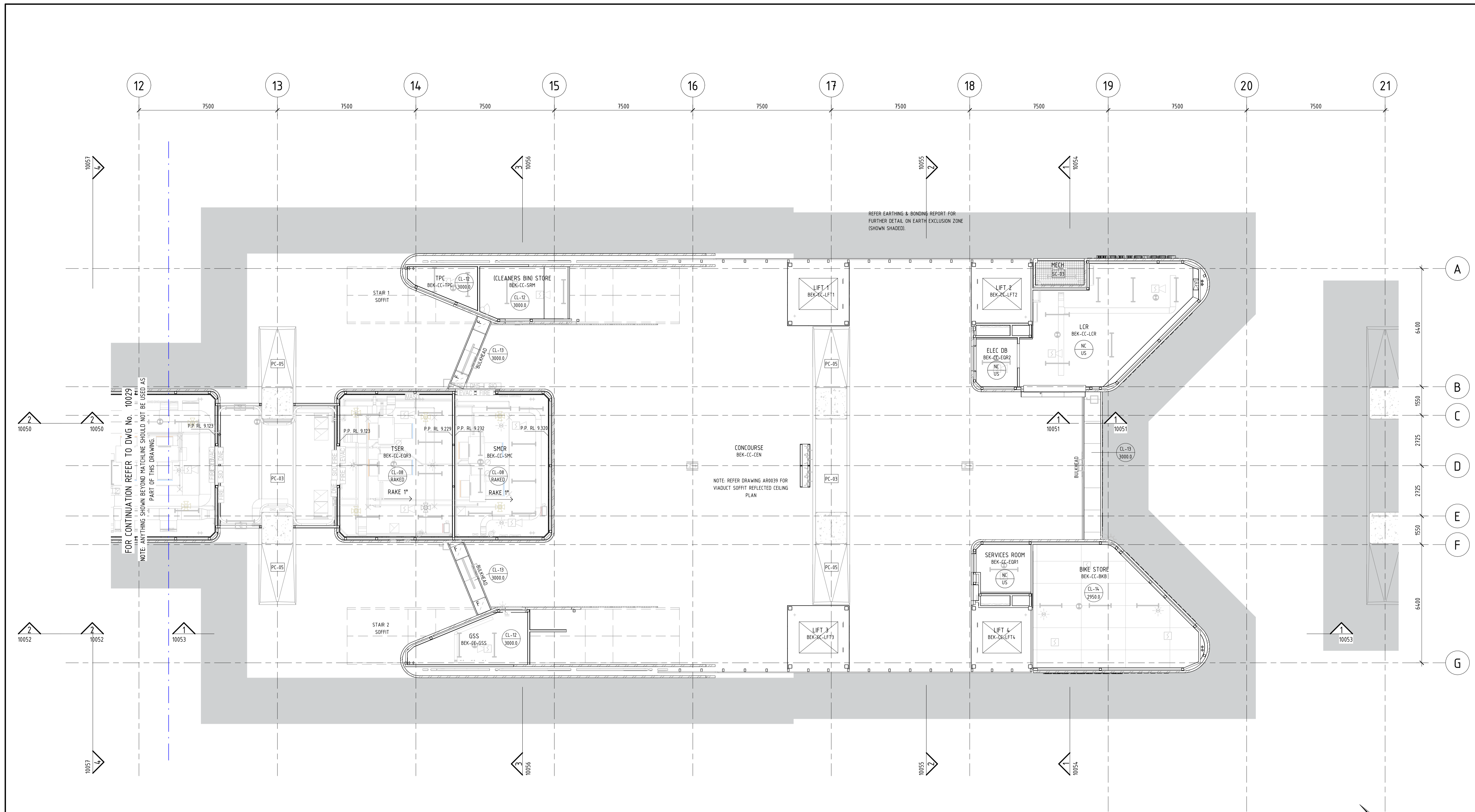
REV	DATE	AMENDMENT	DSN	DRN	CHK	APP
A1	01.05.23	ISSUE FOR INTERNAL REVIEW	HAS	HAS	WG	BH

ORIG SIZE **A1** AT ORIGINAL PLOT SIZE

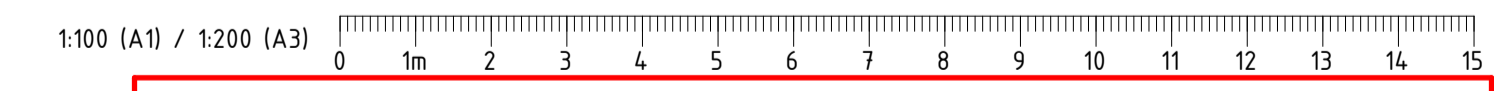
This document must not be copied without PTA's written permission, and the contents thereof must not be imparted to a third party nor be used for any unauthorised purpose.

Contractor No: LXR-P4-Z5-BK-SN-AR-DWG-00117

VALIDATION	REFERENCES	SCALE	DESIGNED
SIGNATURE		1:100	HASSELL
DATE		DATUM	DRAWN
DATE APPROVED		HORIZONTAL: PCG20	HASSELL
		VERTICAL: AHD71	CHECKED
			W. GREENSILL
			APPROVED
			B. HOY
			DATE



1 RCP - CONCOURSE - ZONE C  
10014 1:100



PRINT IN COLOUR

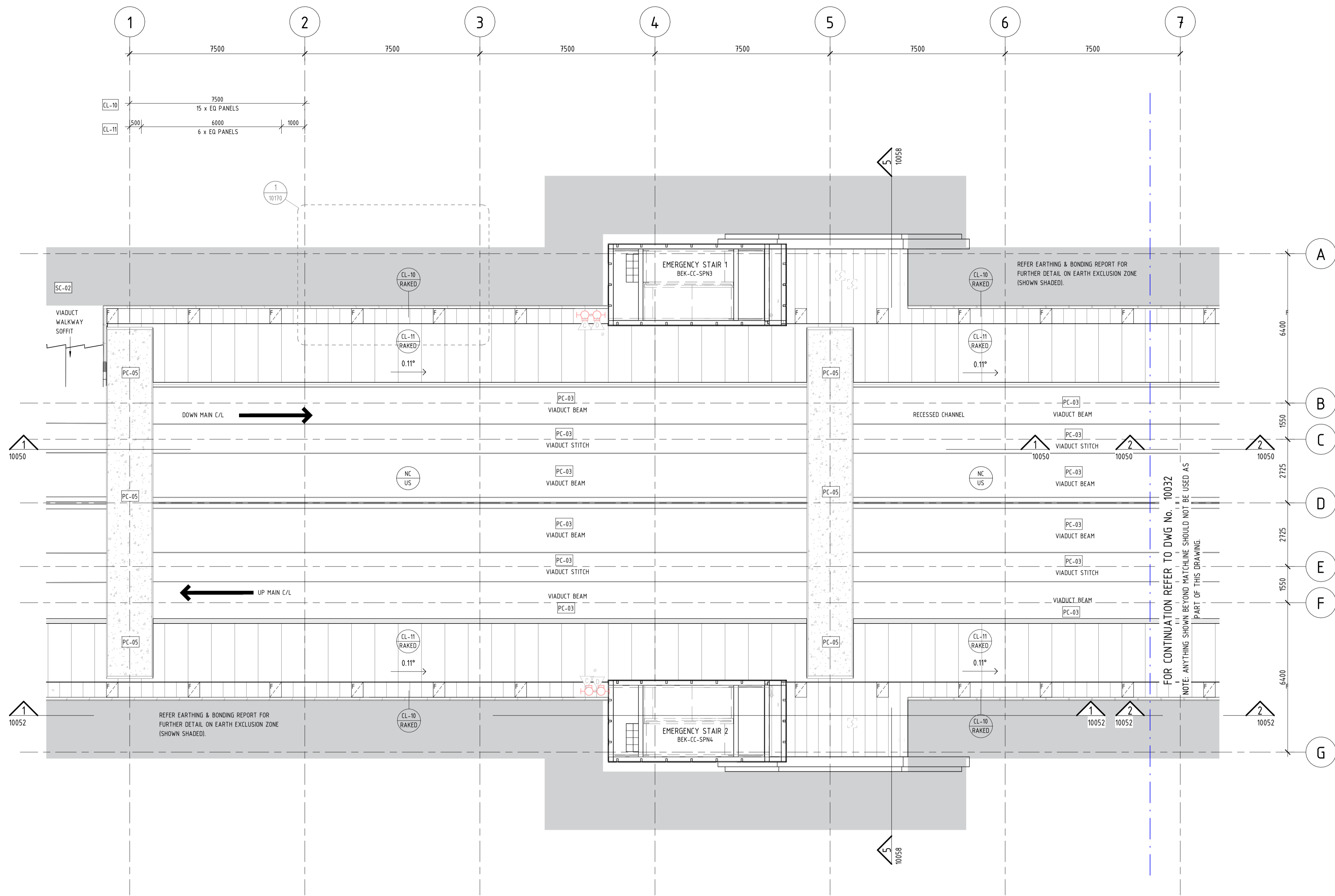
<b>REFERENCE DESIGN</b>	
	VICTORIA PARK TO CANNING LEVEL CROSSING REMOVAL
<b>BECKENHAM - ARCHITECTURAL GENERAL ARRANGEMENT</b>	
RCP - CONCOURSE - ZONE C	
PTA Drawing No: <b>04-A-74-AR10030</b> Rev: <b>A1</b>	

A1	01.05.23	ISSUE FOR INTERNAL REVIEW	HAS	HAS	WG	BH
REV	DATE	AMENDMENT	DSN	DRN	CHK	APP
ORIG SIZE			This document must not be copied without PTA's written permission, and the contents thereof must not be imparted to a third party nor be used for any unauthorised purpose.			
A1	AT ORIGINAL PLOT SIZE		Contractor No: LXR-P4-Z5-BK-SN-AR-DWG-00118			

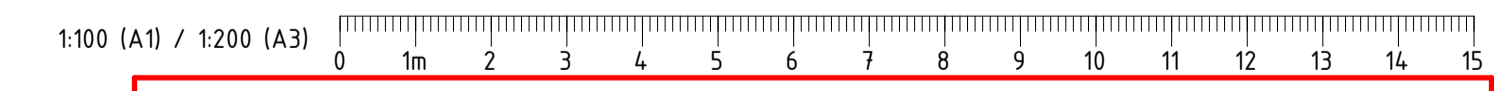
VALIDATION  
SIGNATURE  
DATE  
DATE APPROVED

REFERENCES  
SCALE  
1 : 100  
DATUM  
HORIZONTAL: PCG20  
VERTICAL: AHD71

DESIGNED HASSELL  
DRAWN HASSELL  
CHECKED W. GREENSILL  
APPROVED B. HOY  
DATE



1 RCP - VIADUCT SOFFIT - ZONE A  
10014 1 : 100



PRINT IN COLOUR

**REFERENCE DESIGN**

A1	01.05.23	ISSUE FOR INTERNAL REVIEW	HAS	HAS	WG	BH
REV	DATE	AMENDMENT	DSN	DRN	CHK	APP
ORIG SIZE	0 10 20 30 40 50 100mm		This document must not be copied without PTA's written permission, and the contents thereof must not be imparted to a third party nor be used for any unauthorised purpose.			
A1	AT ORIGINAL PLOT SIZE		Contractor No: LXR-P4-Z5-BK-SN-AR-DWG-00119			



VALIDATION  
SIGNATURE  
DATE  
DATE APPROVED

REFERENCES

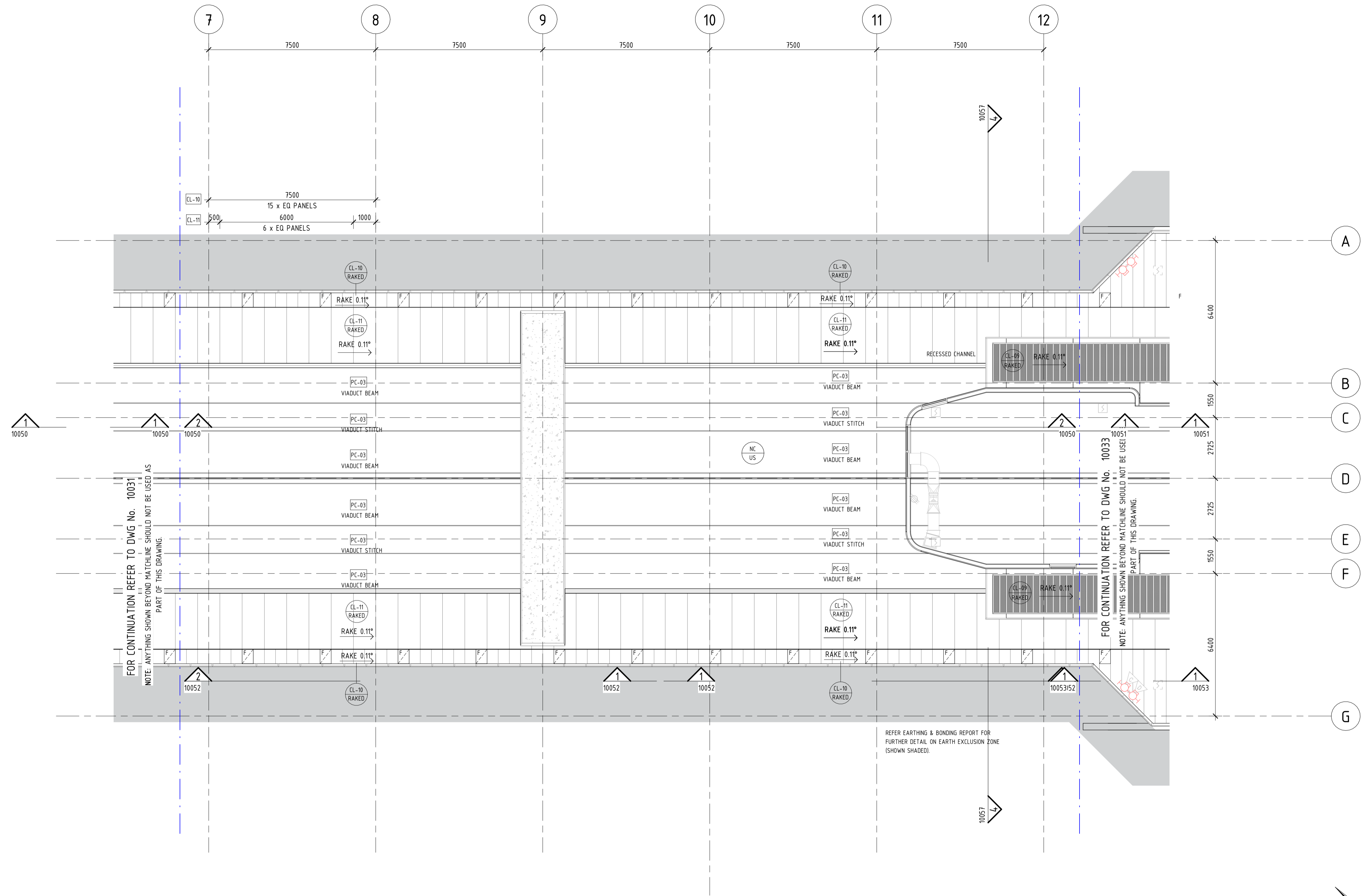
SCALE  
1 : 100  
DATUM  
HORIZONTAL: PCG20  
VERTICAL: AHD71

DESIGNED HASSELL  
DRAWN HASSELL  
CHECKED W. GREENSILL  
APPROVED B. HOY  
DATE

Government of Western Australia  
Public Transport Authority

VICTORIA PARK TO CANNING  
LEVEL CROSSING REMOVAL

BECKENHAM - ARCHITECTURAL  
GENERAL ARRANGEMENT  
RCP - VIADUCT SOFFIT - ZONE A  
PTA Drawing No: 04-A-74-AR10031 Rev: A1



1 RCP - VIADUCT SOFFIT - ZONE B  
10014 1 : 100

1:100 (A1) / 1:200 (A3) 0 1m 2 3 4 5 6 7 8 9 10 11 12 13 14 15

PRINT IN COLOUR

**REFERENCE DESIGN**

REV	DATE	AMENDMENT	DSN	DRN	CHK	APP
A1	01.05.23	ISSUE FOR INTERNAL REVIEW	HAS	HAS	WG	BH
<p>ORIG SIZE A1 AT ORIGINAL PLOT SIZE</p>						



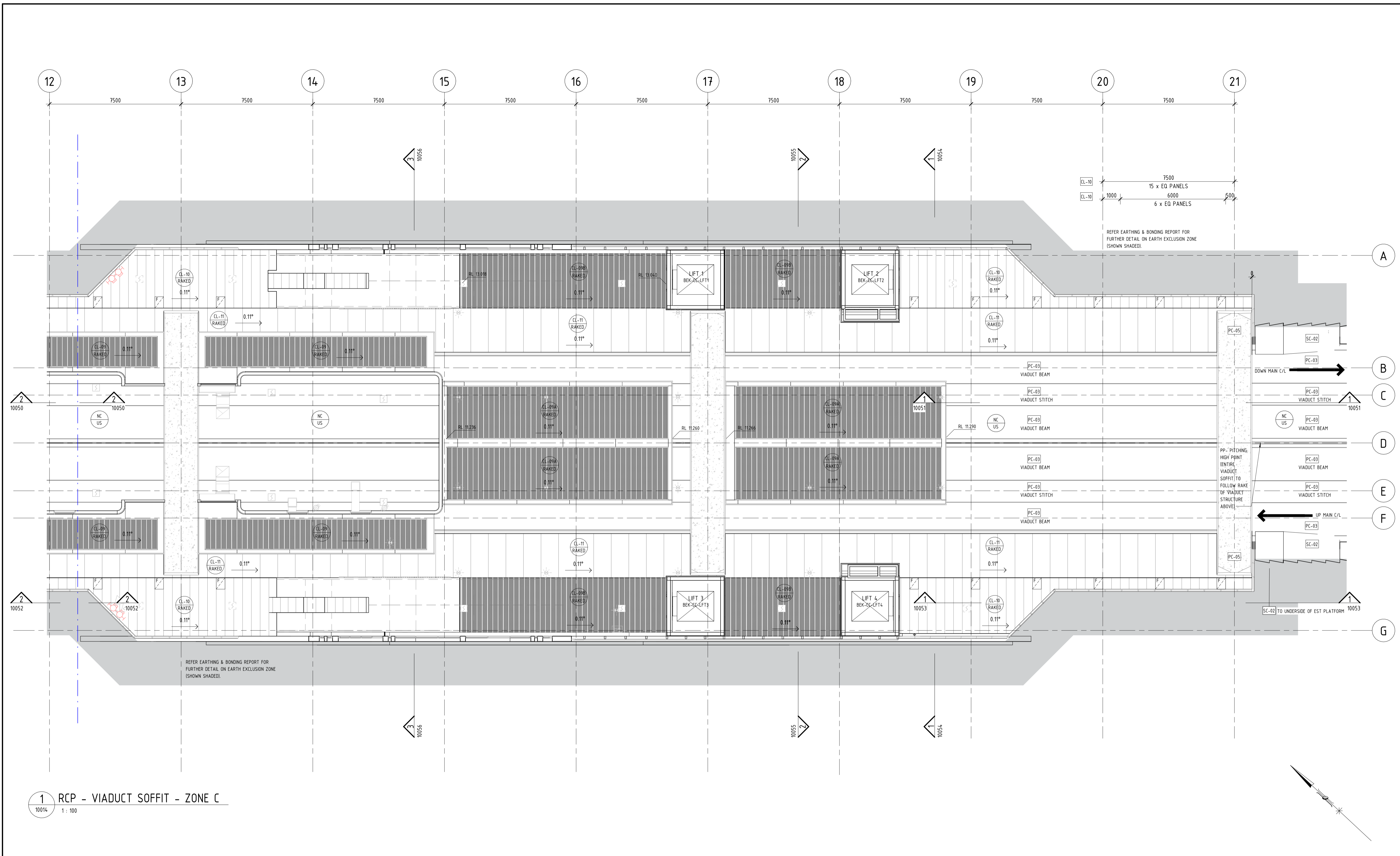
VALIDATION  
SIGNATURE  
DATE  
DATE APPROVED

REFERENCES

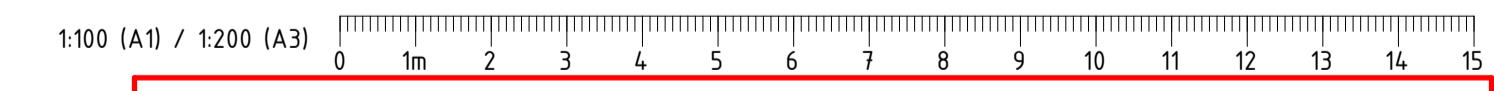
SCALE  
1 : 100  
DATUM  
HORIZONTAL: PCG20  
VERTICAL: AHD71

DESIGNED HASSELL  
DRAWN HASSELL  
CHECKED W. GREENSILL  
APPROVED B. HOY  
DATE

Government of Western Australia  
Public Transport Authority  
VICTORIA PARK TO CANNING  
LEVEL CROSSING REMOVAL  
BECKENHAM - ARCHITECTURAL  
GENERAL ARRANGEMENT  
RCP - VIADUCT SOFFIT - ZONE B  
PTA Drawing No: 04-A-74-AR10032 Rev: A1



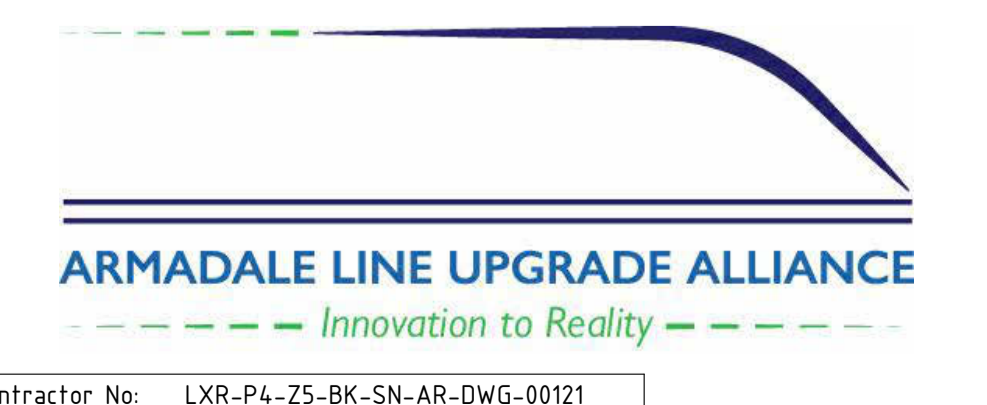
1 RCP - VIADUCT SOFFIT - ZONE C  
10014 1:100



PRINT IN COLOUR

**REFERENCE DESIGN**

REV	DATE	ISSUE FOR INTERNAL REVIEW	HAS	HAS	WG	BH
A1	01.05.23		DSN	DRN	CHK	APP
AMENDMENT						
ORIG SIZE	AT ORIGINAL PLOT SIZE		This document must not be copied without PTA's written permission, and the contents thereof must not be imparted to a third party nor be used for any unauthorised purpose.			
A1	0 10 20 30 40 50 100mm		Contractor No: LXR-P4-Z5-BK-SN-AR-DWG-00121			



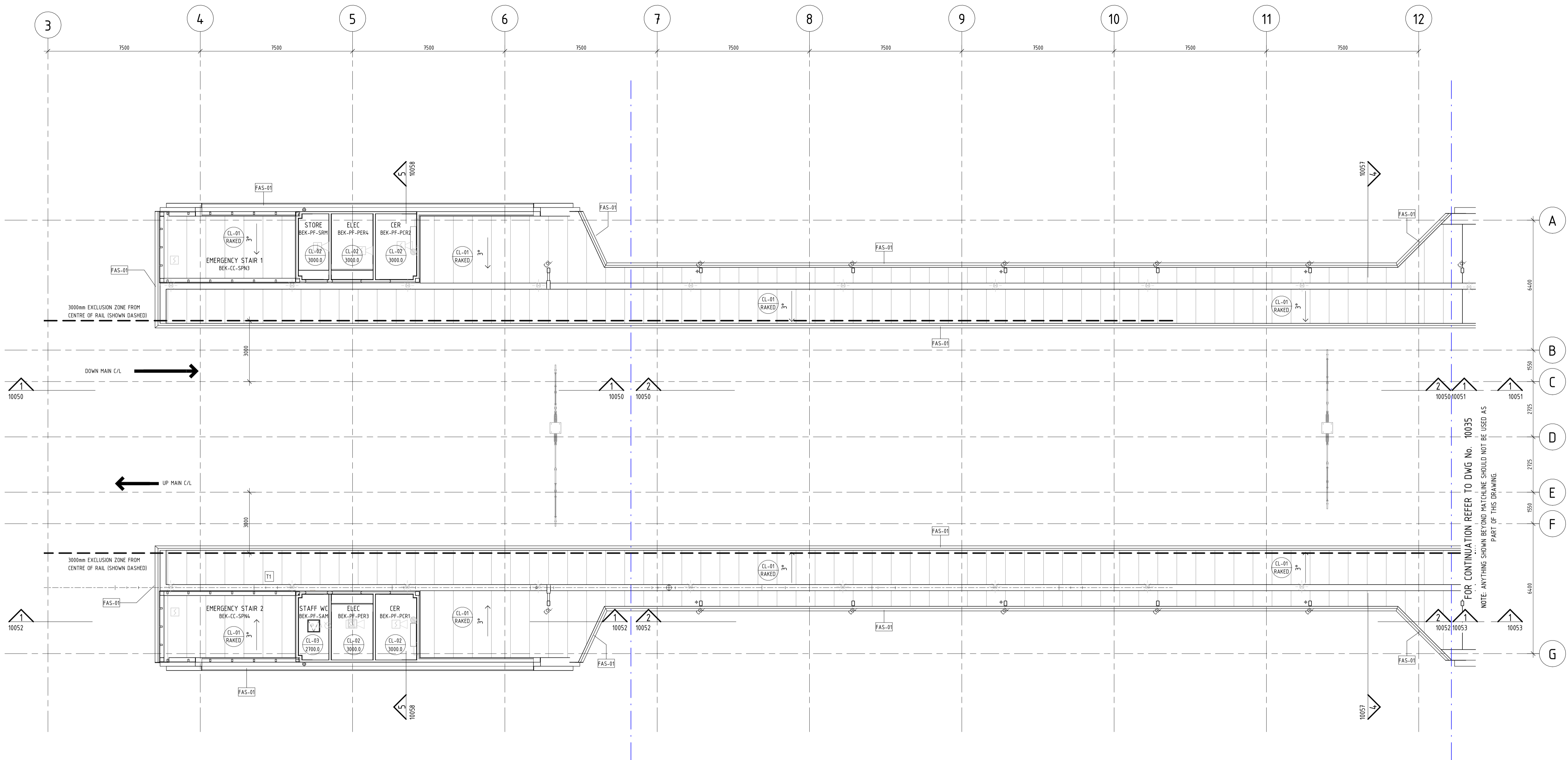
VALIDATION  
SIGNATURE  
DATE  
DATE APPROVED

REFERENCES

SCALE  
1 : 100  
DATUM  
HORIZONTAL: PCG20  
VERTICAL: AHD71

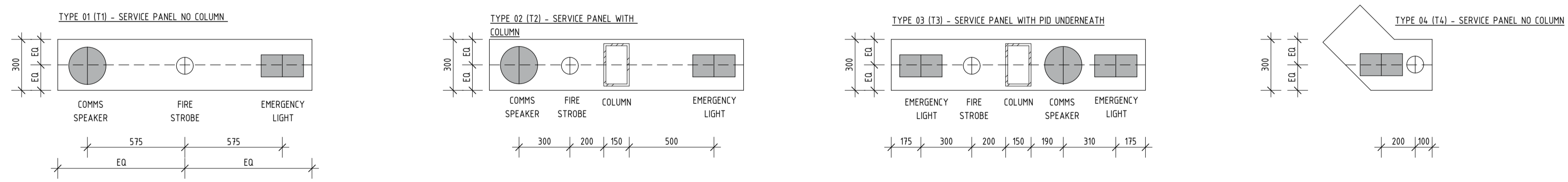
DESIGNED HASSELL  
DRAWN HASSELL  
CHECKED W. GREENSILL  
APPROVED B. HOY  
DATE

Government of Western Australia  
Public Transport Authority  
VICTORIA PARK TO CANNING  
LEVEL CROSSING REMOVAL  
BECKENHAM - ARCHITECTURAL  
GENERAL ARRANGEMENT  
RCP - VIADUCT SOFFIT - ZONE C  
PTA Drawing No: 04-A-74-AR10033 Rev: A1

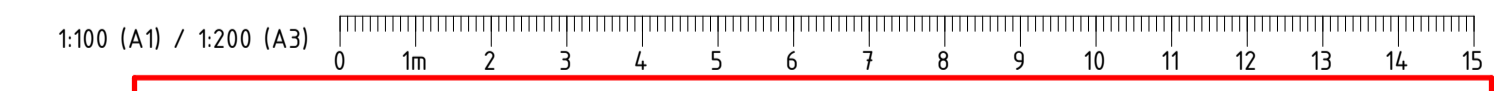


FOR CONTINUATION REFER TO DWG No. 10035  
NOTE: ANYTHING SHOWN BEYOND MATCHLINE SHOULD NOT BE USED AS PART OF THIS DRAWING.

**1** RCP - PLATFORM - ZONE A-B  
10014 1:100



**2** RCP PLATFORM - SERVICES PANEL SETOUTS  
1:20



PRINT IN COLOUR

<b>REFERENCE DESIGN</b>	
	VICTORIA PARK TO CANNING LEVEL CROSSING REMOVAL
<b>BECKENHAM - ARCHITECTURAL GENERAL ARRANGEMENT</b>	
RCP - PLATFORM - ZONE A-B PTA Drawing No: <b>04-A-74-AR10034</b> Rev: <b>A1</b>	

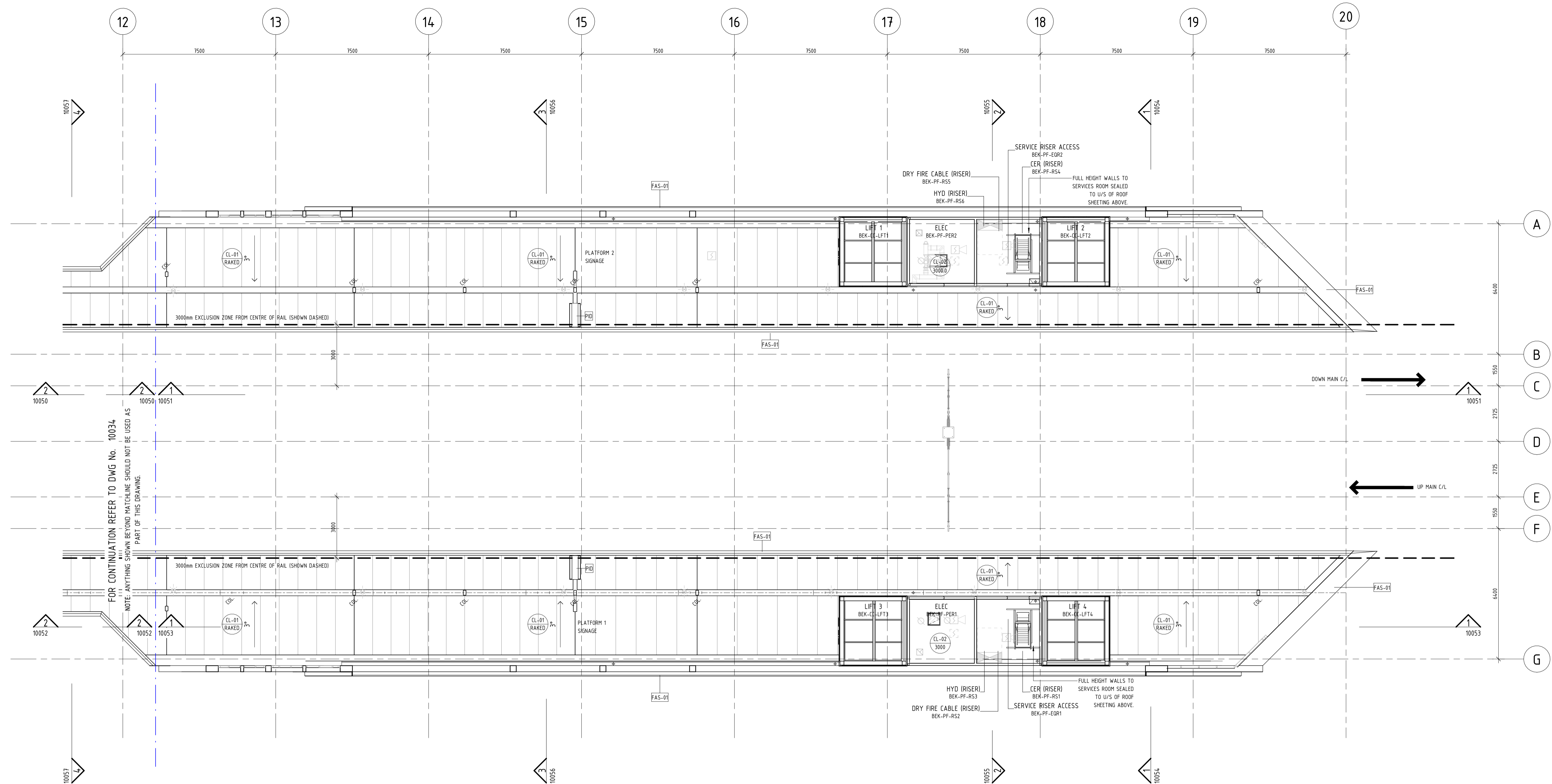
A1	01.05.23	ISSUE FOR INTERNAL REVIEW	HAS	HAS	WG	BH			
REV	DATE	AMENDMENT	DSN	DRN	CHK	APP			
ORIG SIZE			This document must not be copied without PTA's written permission, and the contents thereof must not be imparted to a third party nor be used for any unauthorised purpose.						
<b>A1</b>	AT ORIGINAL PLOT SIZE		Contractor No: LXR-P4-Z5-BK-SN-AR-DWG-00122						

**ARMADALE LINE UPGRADE ALLIANCE**  
Innovation to Reality

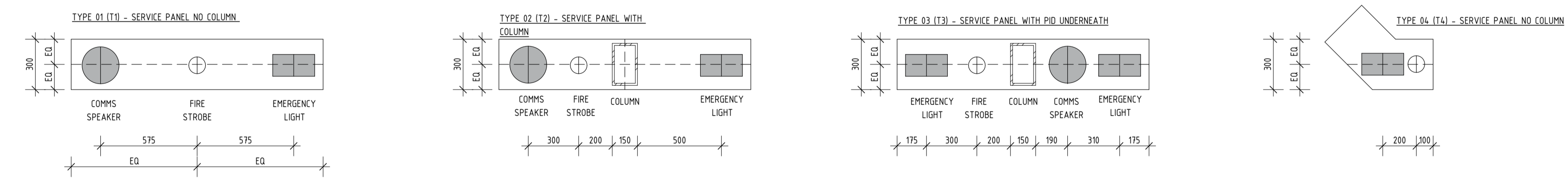
VALIDATION  
  
SIGNATURE  
  
DATE  
DATE APPROVED

REFERENCES  
  
SCALE  
As indicated  
  
DATUM  
HORIZONTAL: PCG20  
VERTICAL: AHD71

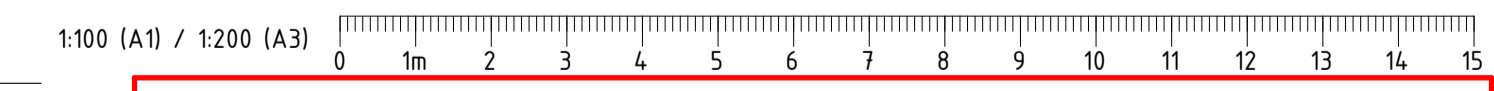
DESIGNED HASSELL  
DRAWN HASSELL  
CHECKED W. GREENSILL  
APPROVED B. HOY  
DATE



1 RCP - PLATFORM - ZONE C  
10014 1:100



2 RCP PLATFORM - SERVICES PANEL SETOUTS  
1:20



PRINT IN COLOUR

**REFERENCE DESIGN**

REV	DATE	ISSUE FOR INTERNAL REVIEW	HAS	HAS	WG	BH
A1	01.05.23					
AMENDMENT			DSN	DRN	CHK	APP
ORIG SIZE	0 10 20 30 40 50 100mm		This document must not be copied without PTA's written permission, and the contents thereof must not be imparted to a third party nor be used for any unauthorised purpose.			
A1	AT ORIGINAL PLOT SIZE		Contractor No: LXR-P4-Z5-BK-SN-AR-DWG-00123			



VALIDATION  
SIGNATURE  
DATE  
DATE APPROVED

REFERENCES

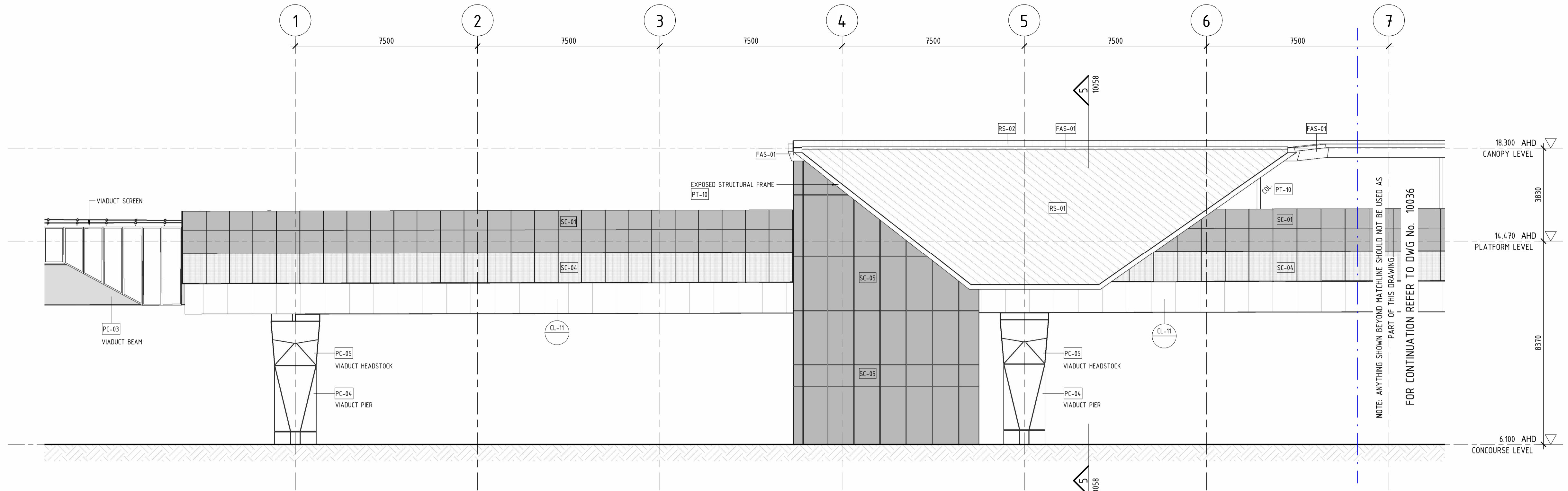
SCALE  
As indicated  
DATUM  
HORIZONTAL: PCG20  
VERTICAL: AHD71

DESIGNED HASSELL  
DRAWN HASSELL  
CHECKED W. GREENSILL  
APPROVED B. HOY  
DATE

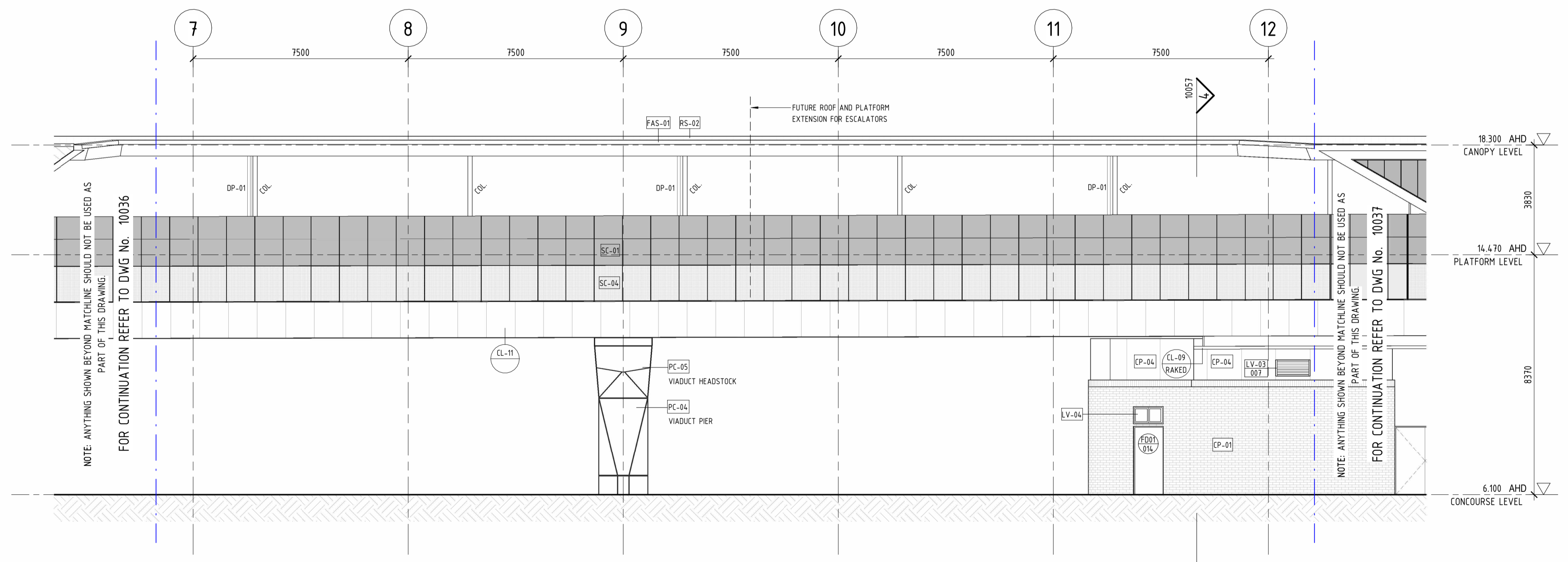
Government of Western Australia  
Public Transport Authority  
VICTORIA PARK TO CANNING  
LEVEL CROSSING REMOVAL  
BECKENHAM - ARCHITECTURAL  
GENERAL ARRANGEMENT  
RCP - PLATFORM - ZONE C  
PTA Drawing No: 04-A-74-AR10035 Rev: A1



**NOTE:**  
 FEATURE BRICKWORK PATTERN WITH 10mm PROTRUSION TO BE APPLIED TO WALL FACES AT CONCOURSE LEVEL AS INDICATED ON BUILDING FACADES. REFER TO A0117, A0118 AND MATERIALS & FINISHES SCHEDULE FOR FINISH & COLOUR.

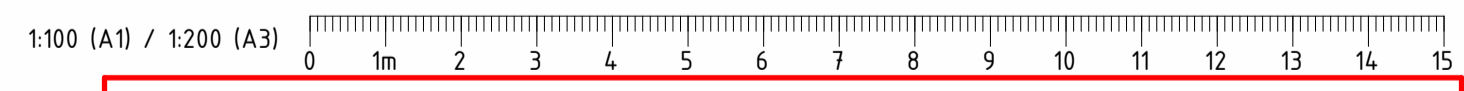


**1** STATION ELEVATION - WEST - ZONE A  
 10015 1 : 100



**2** STATION ELEVATION - WEST - ZONE B  
 10015 1 : 100

REFER TO FLOOR PLANS FOR WALL TYPES  
 REFER TO BUILDING FACADE DRAWINGS FOR  
 CONCOURSE LEVEL WALL ELEVATIONS



PRINT IN COLOUR

**REFERENCE DESIGN**

Government of Western Australia  
 Public Transport Authority

VICTORIA PARK TO CANNING  
 LEVEL CROSSING REMOVAL

BECKENHAM - ARCHITECTURAL  
 GENERAL ARRANGEMENT  
 ELEVATIONS - STATION - WEST - SHEET 1  
 PTA Drawing No: 04-A-74-AR10036 Rev: A1

REV	DATE	ISSUE FOR INTERNAL REVIEW	AMENDMENT	DSN	DRN	CHK	BH	APP
A1	01.05.23	ISSUE FOR INTERNAL REVIEW		HAS	HAS	WG	BH	

ORIG SIZE: A1  
 AT ORIGINAL PLOT SIZE

This document must not be copied without PTA's written permission, and the contents thereof must not be imparted to a third party nor be used for any unauthorised purpose.

**ARMADALE LINE UPGRADE ALLIANCE**  
*Innovation to Reality*

Contractor No: LXR-P4-Z5-BK-SN-AR-DWG-00130

VALIDATION

SIGNATURE

DATE

DATE APPROVED

REFERENCES

SCALE

As indicated

DATUM

HORIZONTAL: PCG20  
 VERTICAL: AHD71

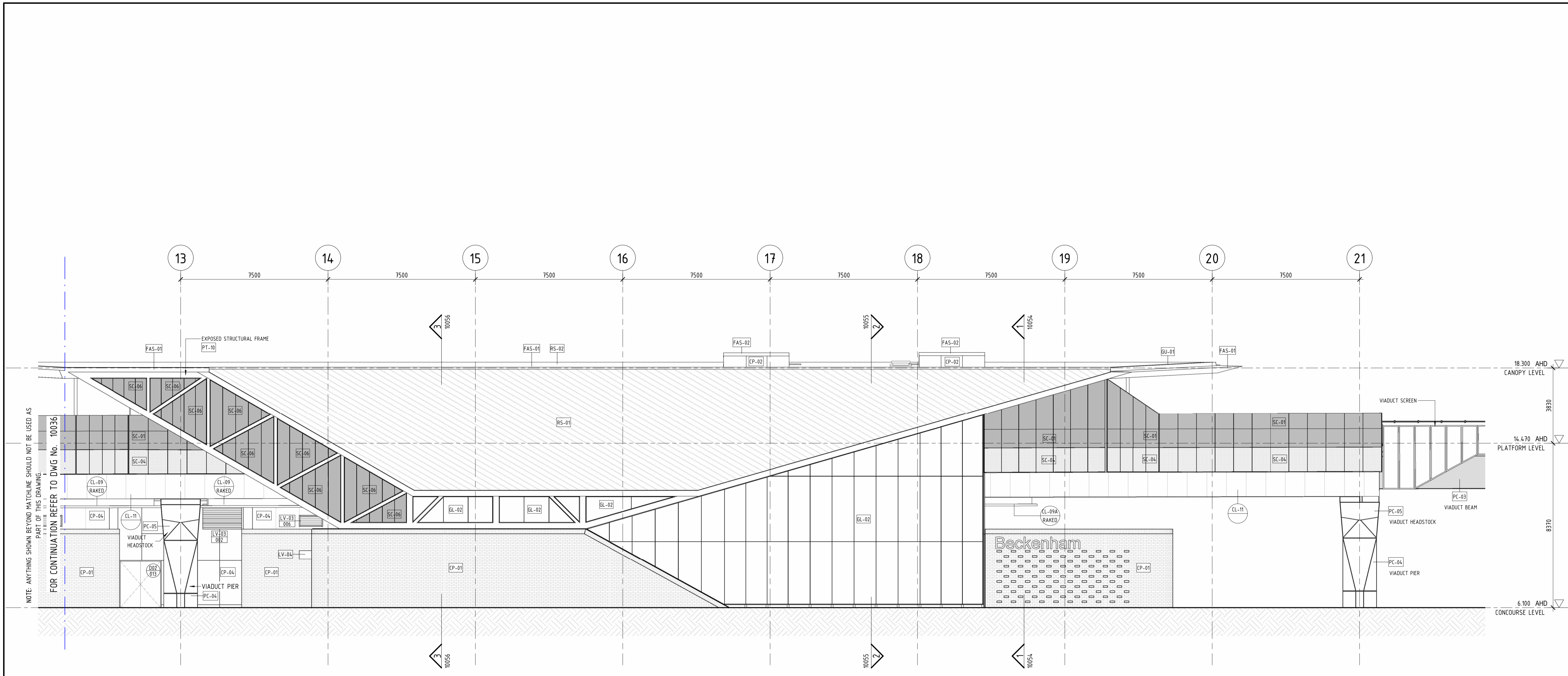
DESIGNED HASSELL

DRAWN HASSELL

CHECKED W. GREENSILL

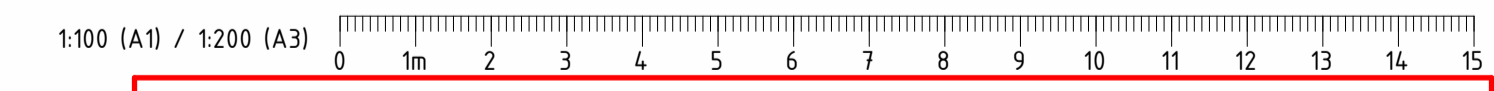
APPROVED B. HOY

DATE



1 STATION ELEVATION - WEST - ZONE C  
10015 1 : 100

REFER TO FLOOR PLANS FOR WALL TYPES  
REFER TO BUILDING FACADE DRAWINGS FOR  
CONCOURSE LEVEL WALL ELEVATIONS



PRINT IN COLOUR

<b>REFERENCE DESIGN</b>	
	VICTORIA PARK TO CANNING LEVEL CROSSING REMOVAL
<b>BECKENHAM - ARCHITECTURAL GENERAL ARRANGEMENT ELEVATIONS - STATION - WEST - SHEET 2</b>	
PTA Drawing No: <b>04-A-74-AR10037</b> Rev: <b>A1</b>	

REV	DATE	ISSUE FOR INTERNAL REVIEW	HAS	HAS	WG	BH
ORIG SIZE	AMENDMENT		DSN	DRN	CHK	APP
A1	01.05.23	ISSUE FOR INTERNAL REVIEW				
A1						

AT ORIGINAL PLOT SIZE

This document must not be copied without PTA's written permission, and the contents thereof must not be imparted to a third party nor be used for any unauthorised purpose.

Contractor No: LXR-P4-Z5-BK-SN-AR-DWG-00131

VALIDATION

SIGNATURE

DATE

DATE APPROVED

REFERENCES

SCALE

1 : 100

DATUM

HORIZONTAL: PCG20

VERTICAL: AHD71

DESIGNED HASSELL

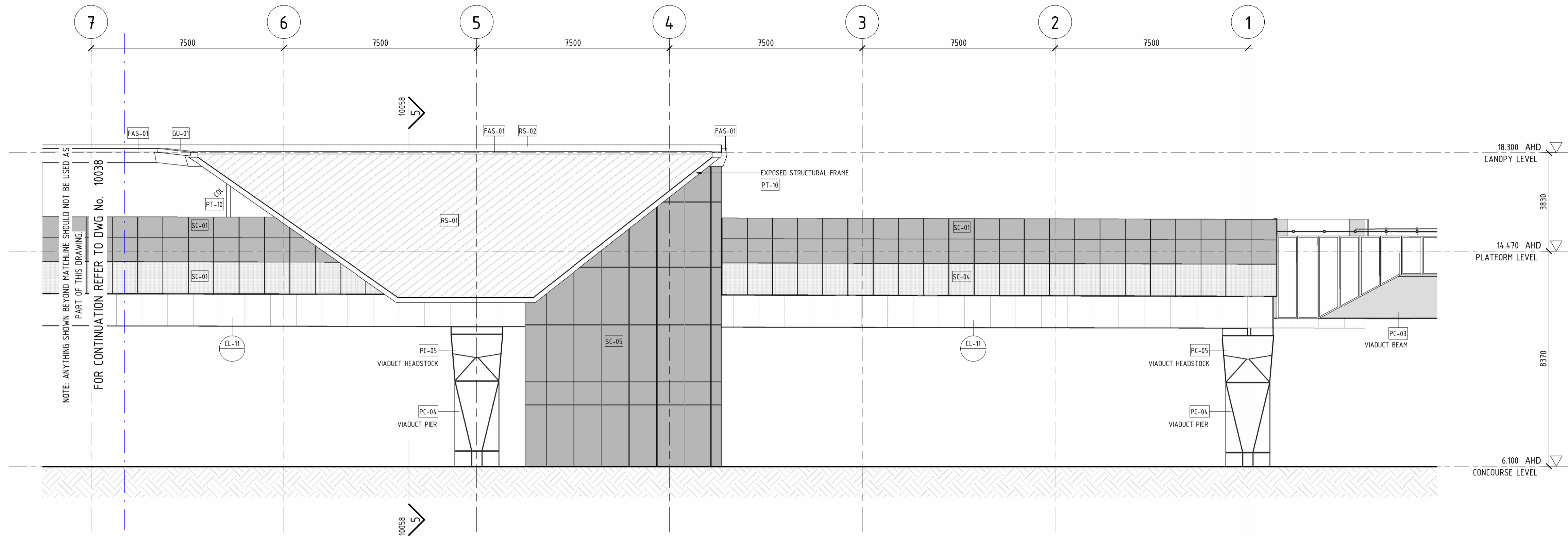
DRAWN HASSELL

CHECKED W. GREENSILL

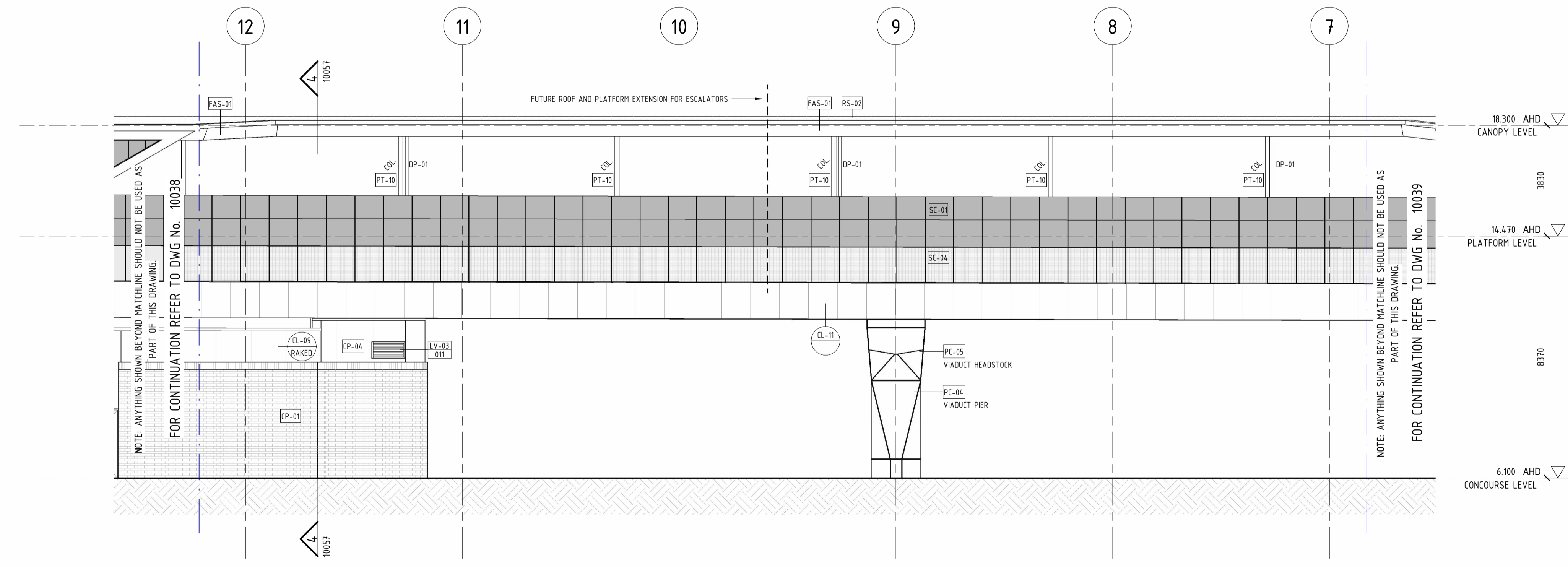
APPROVED B. HOY

DATE

NOTE:  
 FEATURE BRICKWORK PATTERN WITH 10mm PROTRUSION TO BE APPLIED TO WALL FACES AT CONCOURSE LEVEL AS INDICATED ON BUILDING FACADES. REFER TO A0117, A0118 AND MATERIALS & FINISHES SCHEDULE FOR FINISH & COLOUR.

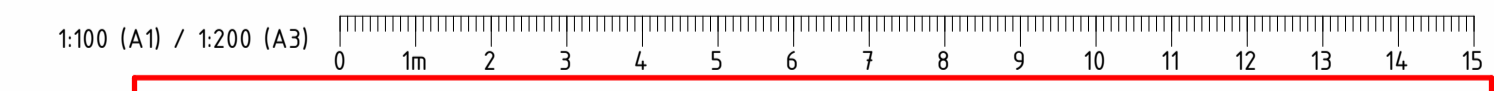


1 STATION ELEVATION - EAST - ZONE A  
 10015 1 : 100



2 STATION ELEVATION - EAST - ZONE B  
 10015 1 : 100

REFER TO FLOOR PLANS FOR WALL TYPES  
 REFER TO BUILDING FACADE DRAWINGS FOR CONCOURSE LEVEL WALL ELEVATIONS



PRINT IN COLOUR

**REFERENCE DESIGN**

Government of Western Australia  
 Public Transport Authority

VICTORIA PARK TO CANNING  
 LEVEL CROSSING REMOVAL

BECKENHAM - ARCHITECTURAL  
 GENERAL ARRANGEMENT  
 ELEVATIONS - STATION - EAST - SHEET 1  
 PTA Drawing No: 04-A-74-AR10038 Rev: A1

REV	DATE	ISSUE FOR INTERNAL REVIEW	HAS	HAS	WG	BH
A1	01.05.23					
AMENDMENT			DSN	DRN	CHK	APP
ORIG SIZE	0 10 20 30 40 50 100mm		This document must not be copied without PTA's written permission, and the contents thereof must not be imparted to a third party nor be used for any unauthorised purpose.			
A1	AT ORIGINAL PLOT SIZE					

ARMADALE LINE UPGRADE ALLIANCE  
 Innovation to Reality

Contractor No: LXR-P4-Z5-BK-SN-AR-DWG-00132

VALIDATION

SIGNATURE

DATE

DATE APPROVED

REFERENCES

SCALE

As indicated

DATUM

HORIZONTAL: PCG20  
 VERTICAL: AHD71

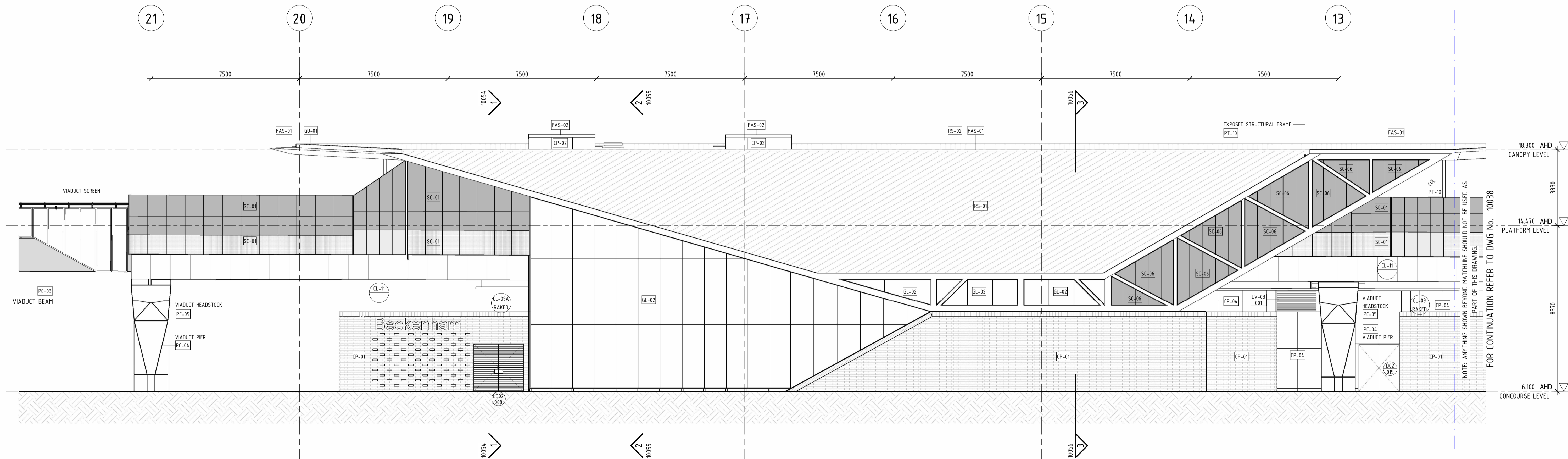
DESIGNED HASSELL

DRAWN HASSELL

CHECKED W. GREENSILL

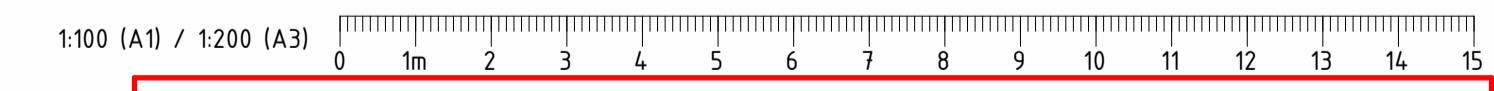
APPROVED B. HOY

DATE



1 STATION ELEVATION - EAST - ZONE C  
10015 1:100

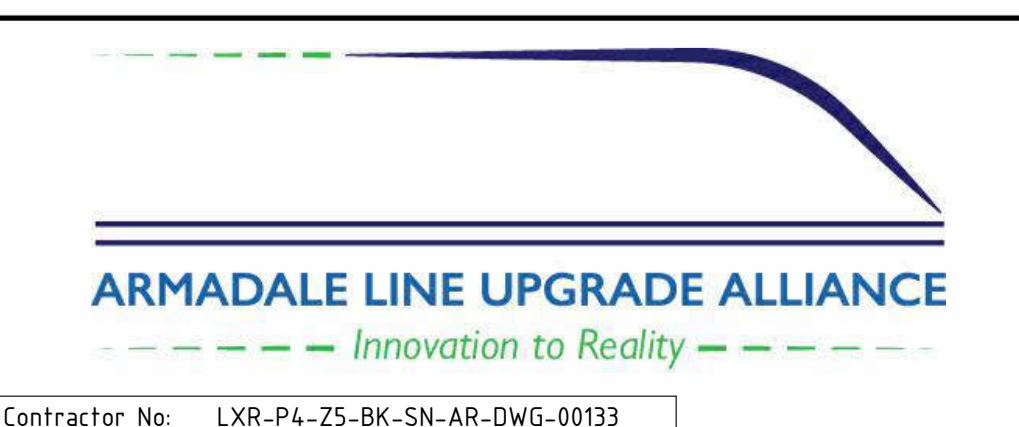
REFER TO FLOOR PLANS FOR WALL TYPES  
REFER TO BUILDING FACADE DRAWINGS FOR  
CONCOURSE LEVEL WALL ELEVATIONS



PRINT IN COLOUR

**REFERENCE DESIGN**

A1	01.05.23	ISSUE FOR INTERNAL REVIEW	HAS	HAS	WG	BH			
REV	DATE		DSN	DRN	CHK	APP			
ORIG SIZE	AMENDMENT								
A1									



VALIDATION  
SIGNATURE  
DATE  
DATE APPROVED

REFERENCES

SCALE  
1 : 100  
DATUM  
HORIZONTAL: PCG20  
VERTICAL: AHD71

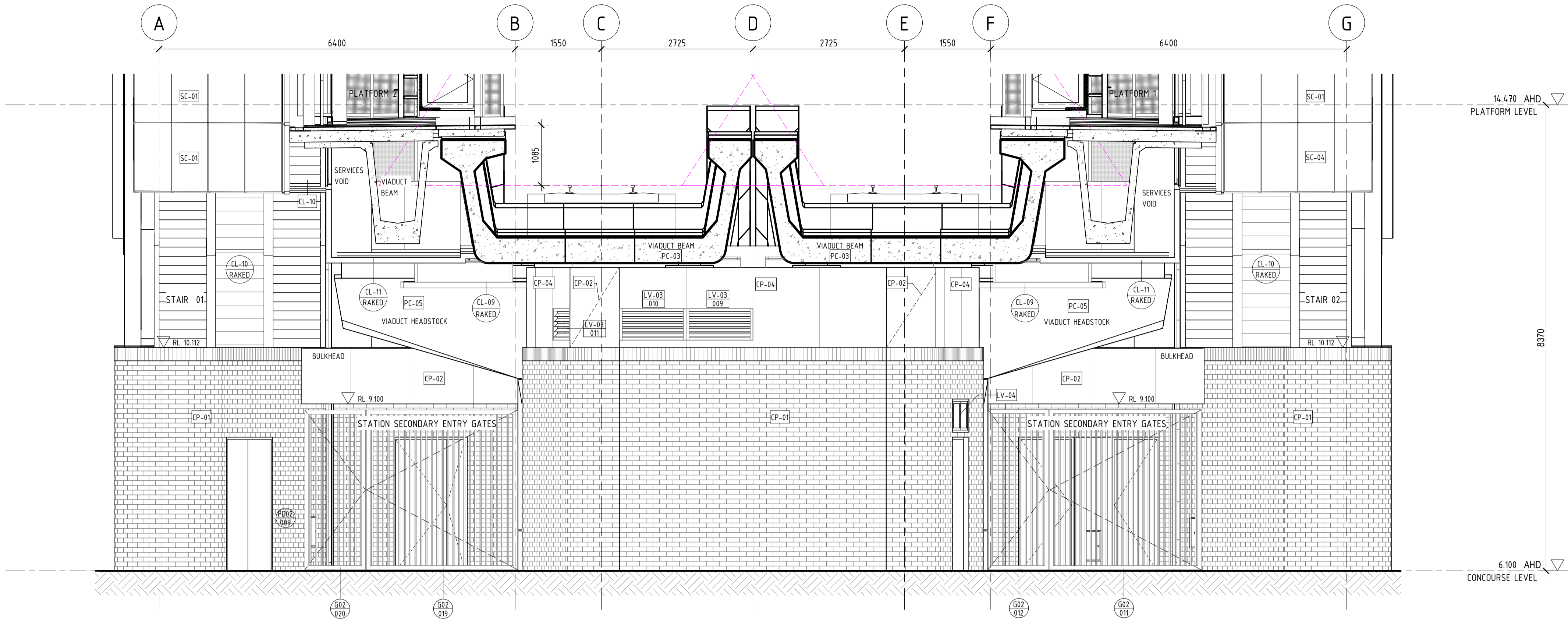
DESIGNED HASSELL  
DRAWN HASSELL  
CHECKED W. GREENSILL  
APPROVED B. HOY  
DATE

Government of Western Australia  
Public Transport Authority

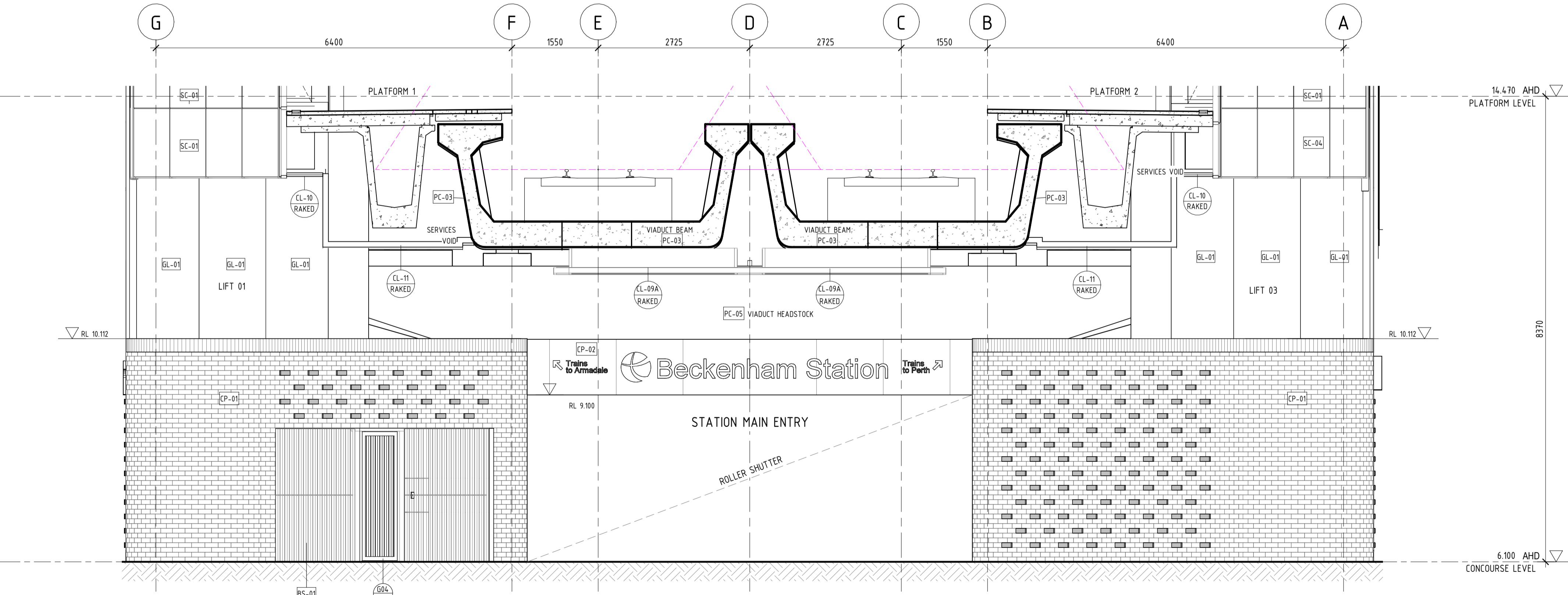
VICTORIA PARK TO CANNING  
LEVEL CROSSING REMOVAL

BECKENHAM - ARCHITECTURAL  
GENERAL ARRANGEMENT  
ELEVATIONS - STATION - EAST - SHEET 2  
PTA Drawing No: 04-A-74-AR10039 Rev: A1

**NOTE**  
 FEATURE BRICKWORK PATTERN WITH 10mm PROTRUSION TO BE APPLIED TO WALL FACES AT CONCOURSE LEVEL AS INDICATED ON BUILDING FACADES. REFER TO A0117, A0118 AND MATERIALS & FINISHES SCHEDULE FOR FINISH & COLOUR.

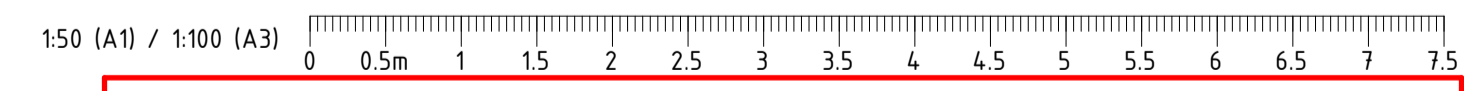


**1 ELEVATION - NORTH ENTRY**  
 10019 1:50



**2 ELEVATION - SOUTH ENTRY**  
 10020 1:50

REFER TO FLOOR PLANS FOR WALL TYPES  
 REFER TO BUILDING FACADE DRAWINGS FOR CONCOURSE LEVEL WALL ELEVATIONS



PRINT IN COLOUR

**REFERENCE DESIGN**

A1	01.05.23	ISSUE FOR INTERNAL REVIEW	HAS	HAS	WG	BH			
REV	DATE		DSN	DRN	CHK	APP			
ORIG SIZE	AMENDMENT								
A1	AT ORIGINAL PLOT SIZE								

**ARMADALE LINE UPGRADE ALLIANCE**  
 Innovation to Reality

VALIDATION  
 SIGNATURE  
 DATE  
 DATE APPROVED

REFERENCES  
 SCALE  
 As indicated  
 DATUM  
 HORIZONTAL: PCG20  
 VERTICAL: AHD71

DESIGNED HASSELL  
 DRAWN HASSELL  
 CHECKED W. GREENSILL  
 APPROVED B. HOY  
 DATE

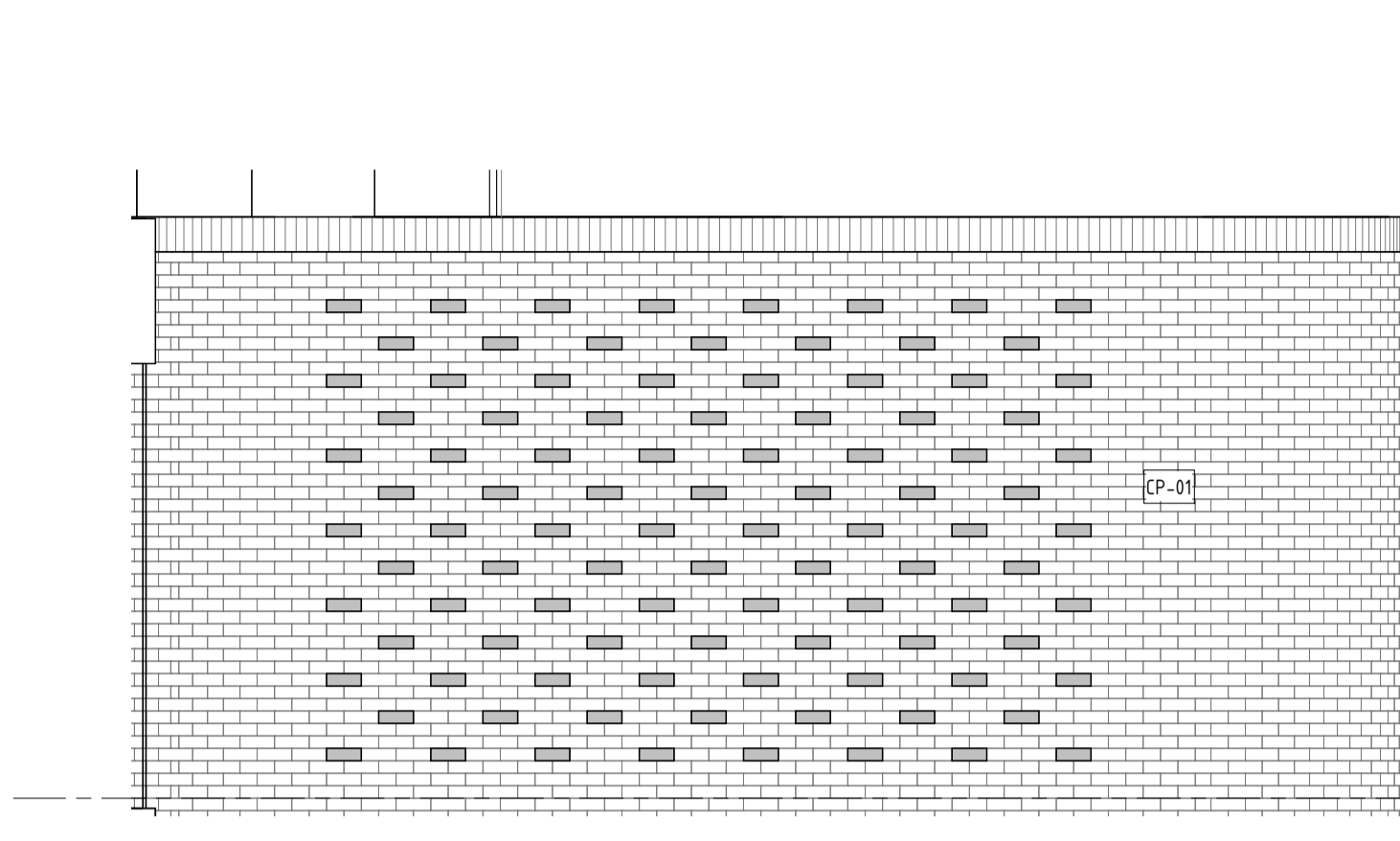
Government of Western Australia  
 Public Transport Authority

VICTORIA PARK TO CANNING  
 LEVEL CROSSING REMOVAL

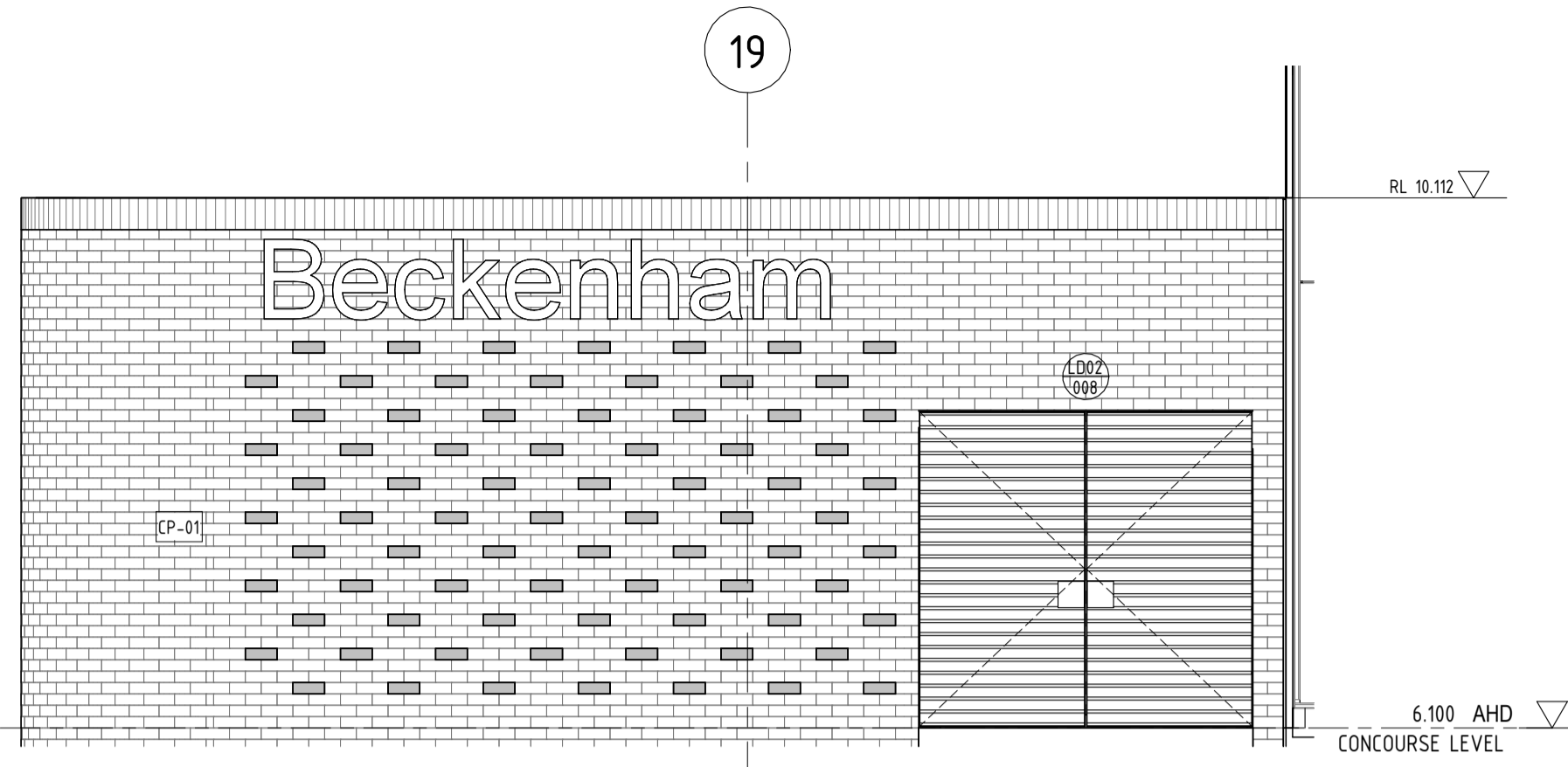
**BECKENHAM - ARCHITECTURAL  
 GENERAL ARRANGEMENT  
 ELEVATIONS - NORTH AND SOUTH**

PTA Drawing No: **04-A-74-AR10040** Rev: **A1**

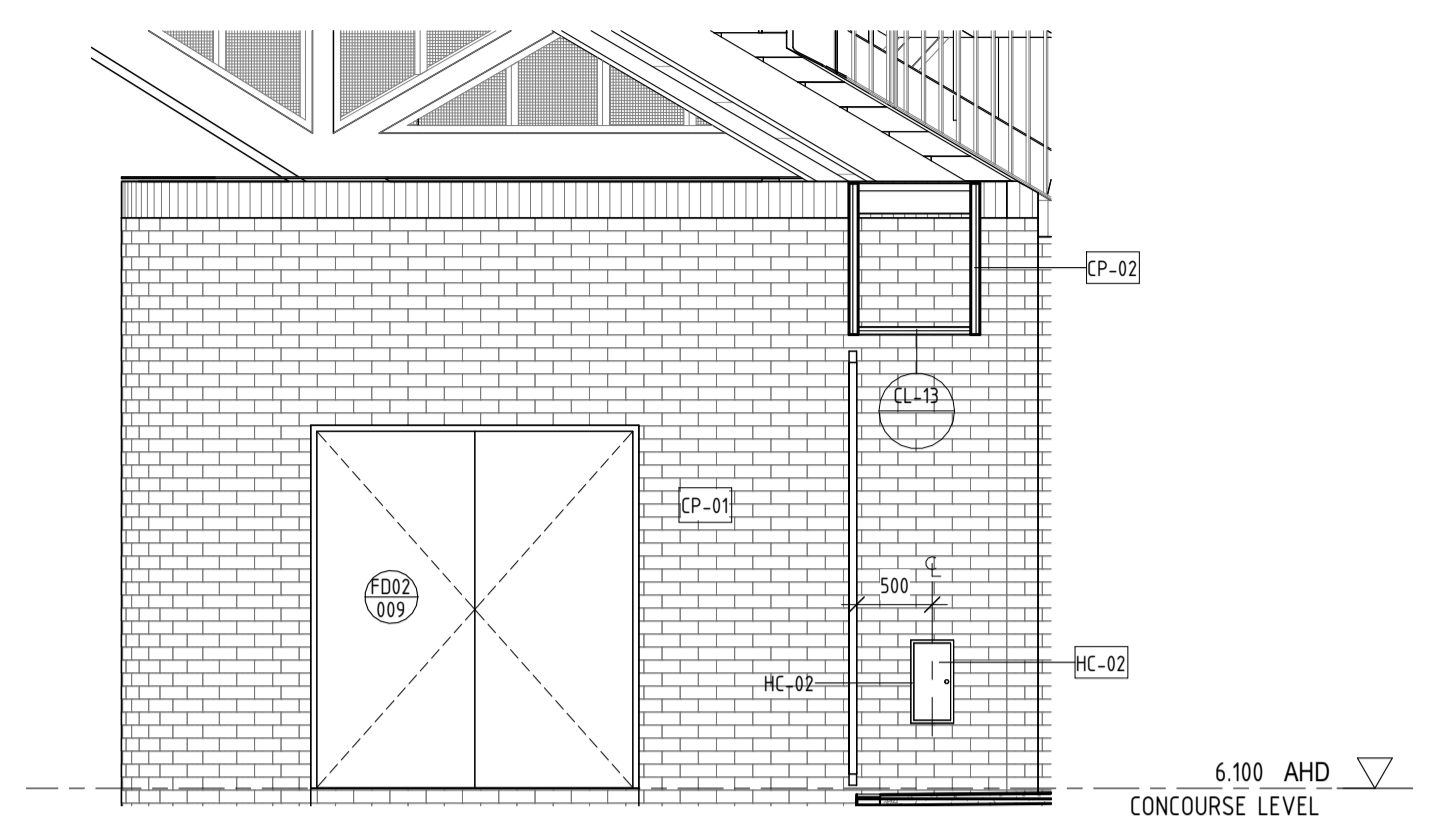
**NOTE**  
 FEATURE BRICKWORK PATTERN WITH 10mm PROTRUSION TO BE APPLIED TO WALL FACES AT CONCOURSE LEVEL AS INDICATED ON BUILDING FACADES. REFER TO A0117, A0118 AND MATERIALS & FINISHES SCHEDULE FOR FINISH & COLOUR.



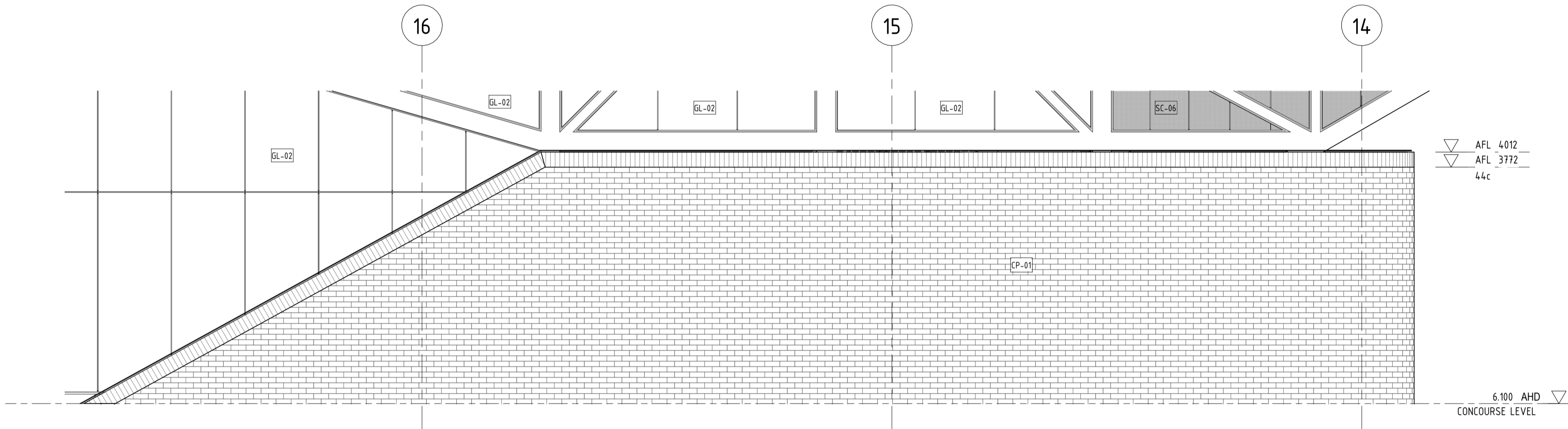
**1 STATION BUILDING ELEVATION**  
 10020 1:50



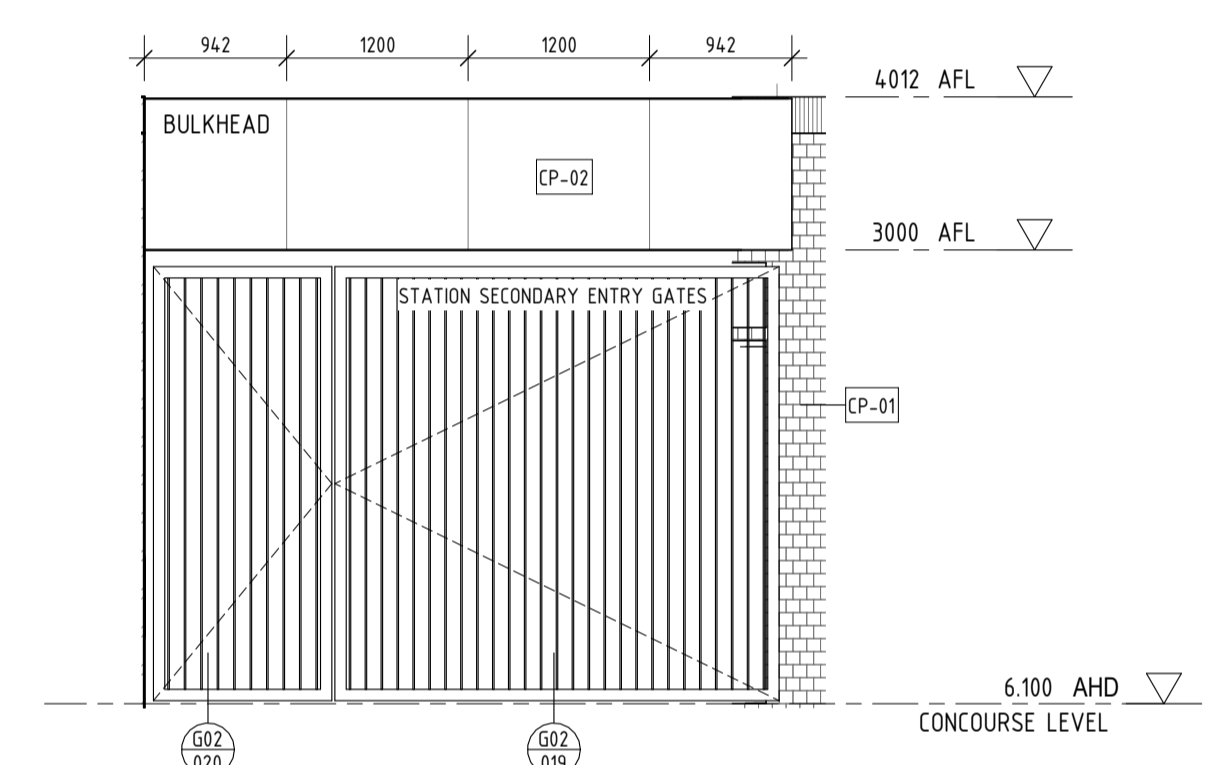
**2 STATION BUILDING ELEVATION**  
 10020 1:50



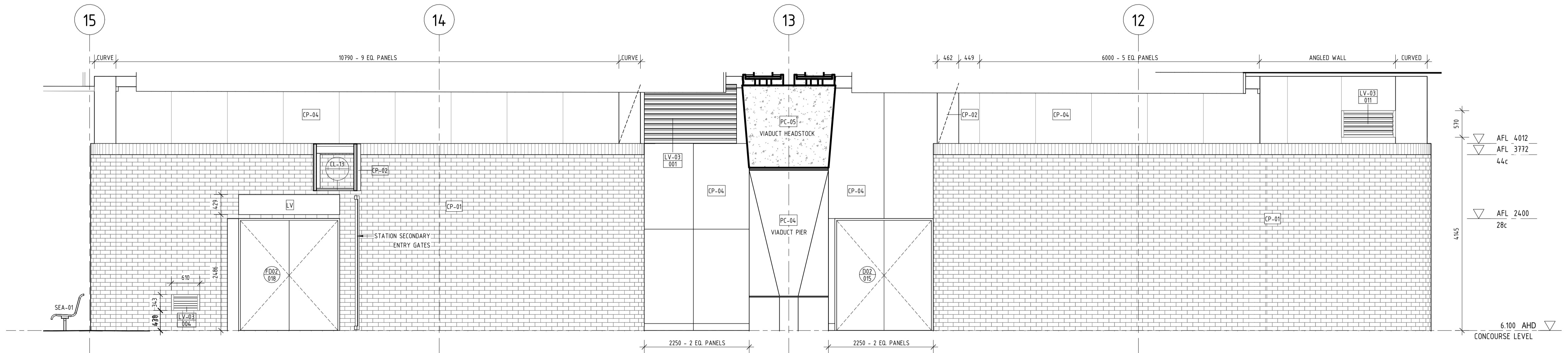
**4 STATION BUILDING ELEVATION**  
 10020 1:50



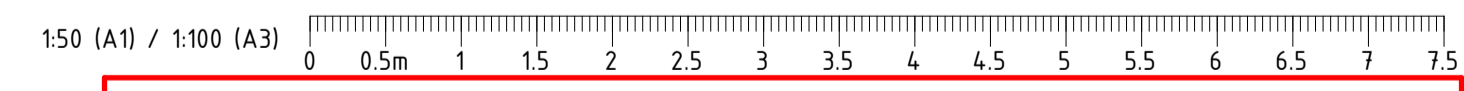
**3 STATION BUILDING ELEVATION**  
 10020 1:50



**5 STATION BUILDING ELEVATION**  
 10020 1:50



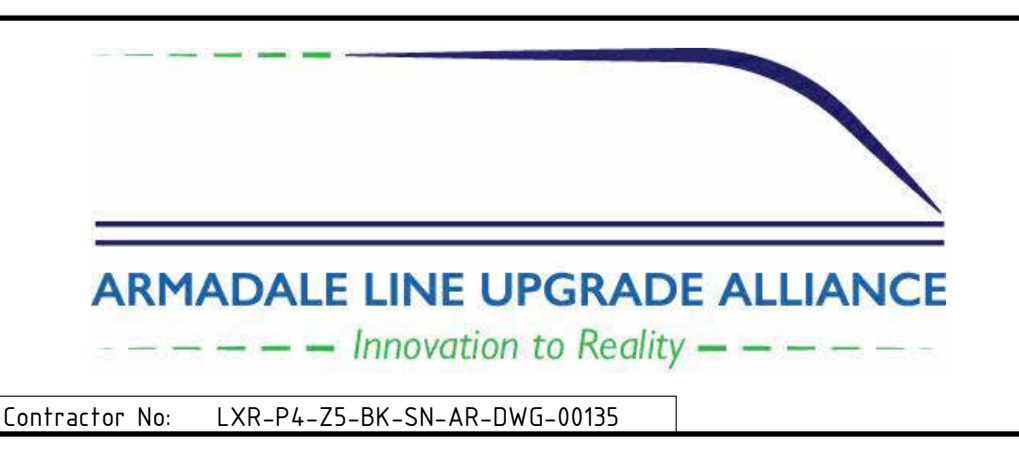
**6 STATION BUILDING ELEVATION**  
 10019 1:50



PRINT IN COLOUR

**REFERENCE DESIGN**

A1	01.05.23	ISSUE FOR INTERNAL REVIEW	HAS	HAS	WG	BH	
REV	DATE	AMENDMENT	DSN	DRN	CHK	APP	
ORIG SIZE	0 10 20 30 40 50 100mm		This document must not be copied without PTA's written permission, and the contents thereof must not be imparted to a third party nor be used for any unauthorised purpose.				
A1	AT ORIGINAL PLOT SIZE		Contractor No: LXR-P4-Z5-BK-SN-AR-DWG-00135				



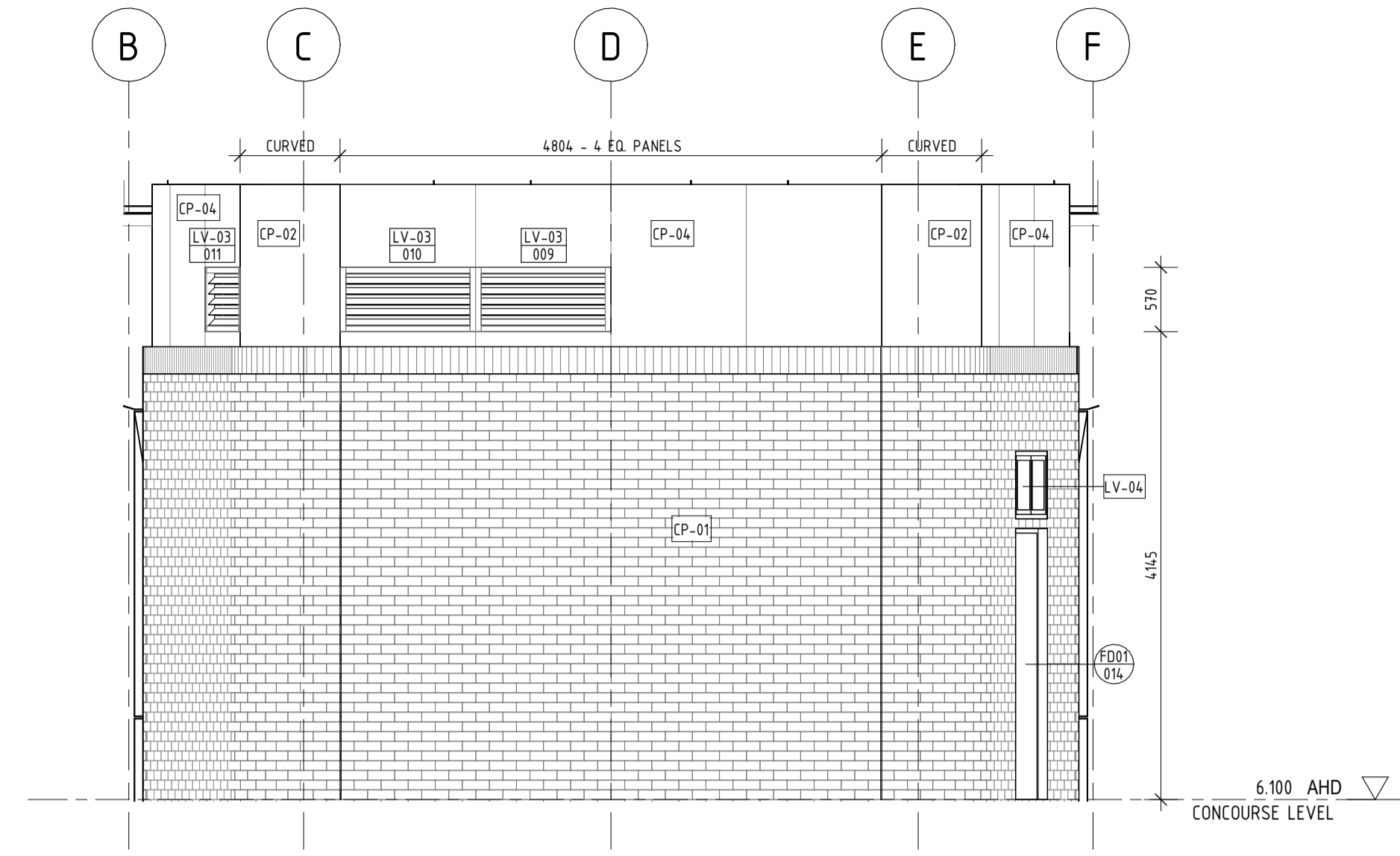
VALIDATION  
 SIGNATURE  
 DATE  
 DATE APPROVED

REFERENCES  
 SCALE  
 1:50  
 DATUM  
 HORIZONTAL: PCG20  
 VERTICAL: AHD71

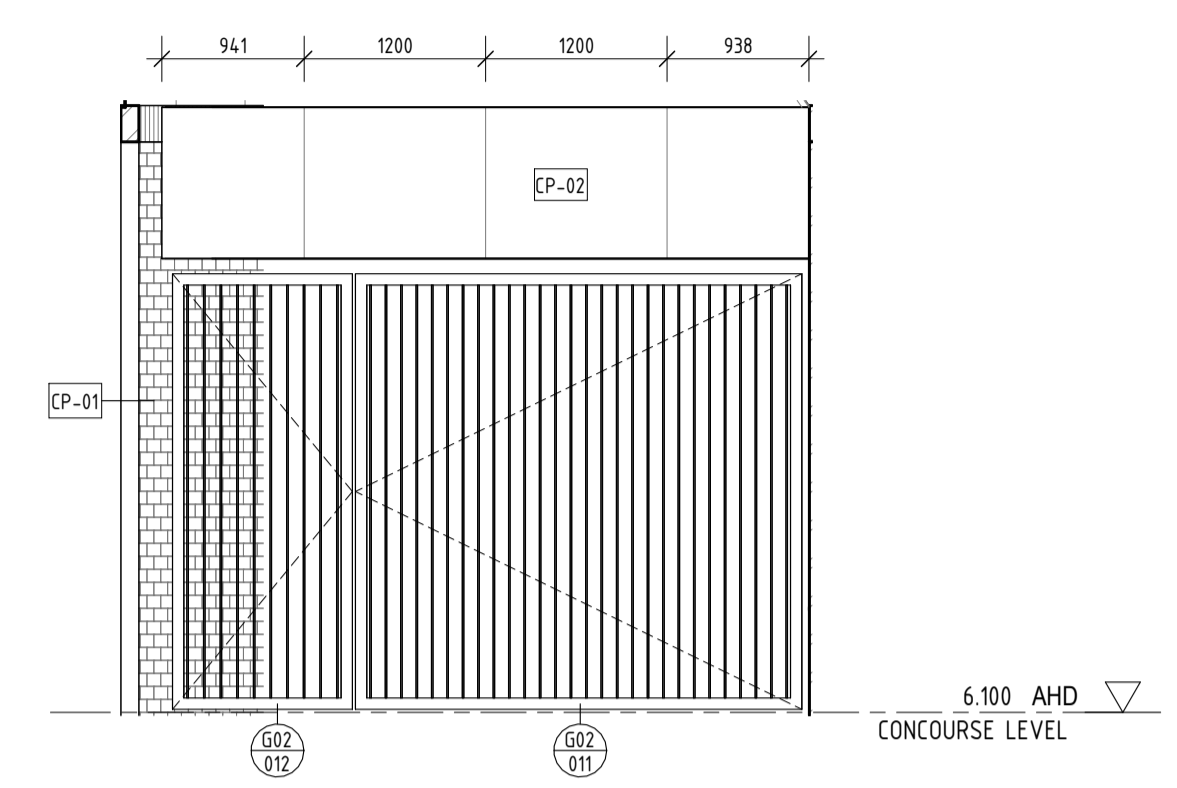
DESIGNED HASSELL  
 DRAWN HASSELL  
 CHECKED W. GREENSILL  
 APPROVED B. HOY  
 DATE

Government of Western Australia  
 Public Transport Authority  
 VICTORIA PARK TO CANNING  
 LEVEL CROSSING REMOVAL  
 BECKENHAM - ARCHITECTURAL  
 GENERAL ARRANGEMENT  
 ELEVATIONS - BUILDING FACADES - SHEET 1  
 PTA Drawing No: 04-A-74-AR10041 Rev: A1

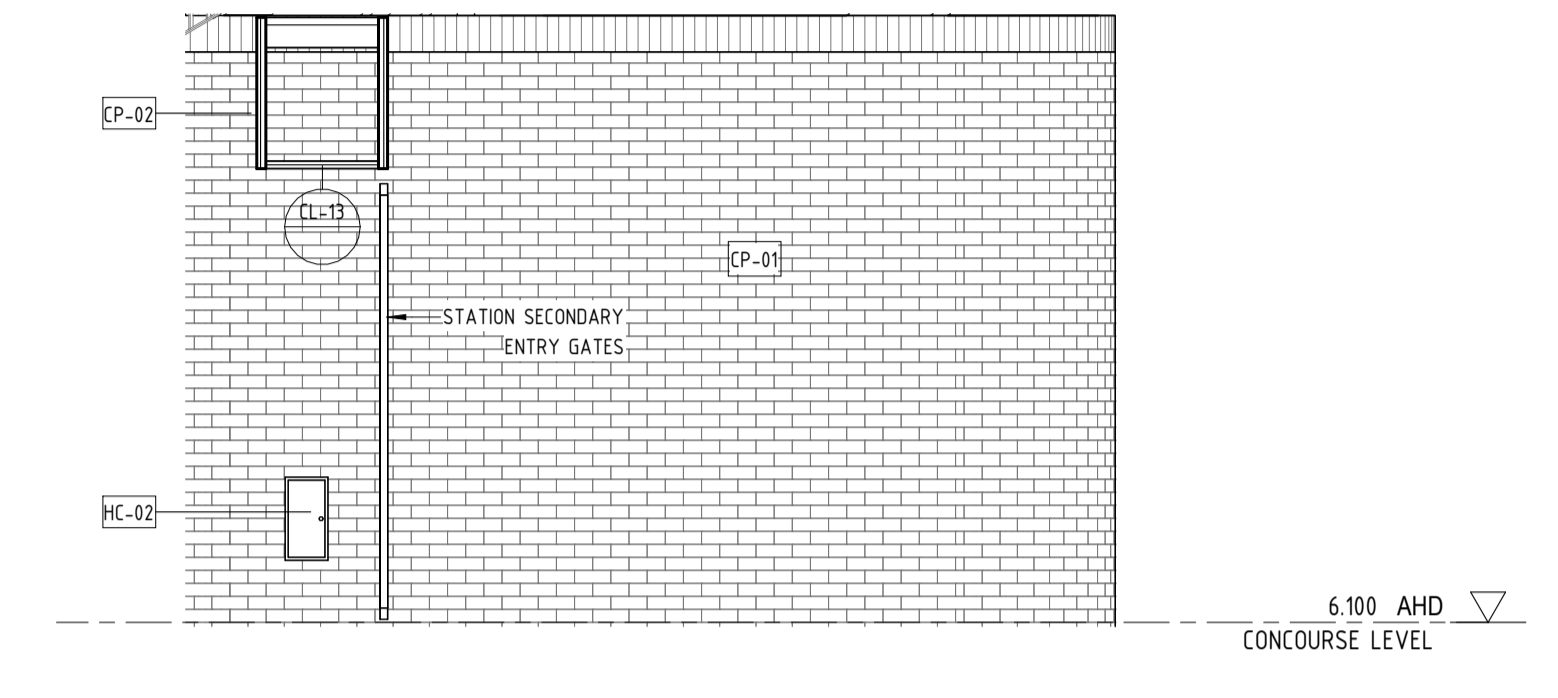
**NOTE**  
 FEATURE BRICKWORK PATTERN WITH 10mm PROTRUSION TO BE APPLIED TO WALL FACES AT CONCOURSE LEVEL AS INDICATED ON BUILDING FACADES. REFER TO A0117, A0118 AND MATERIALS & FINISHES SCHEDULE FOR FINISH & COLOUR.



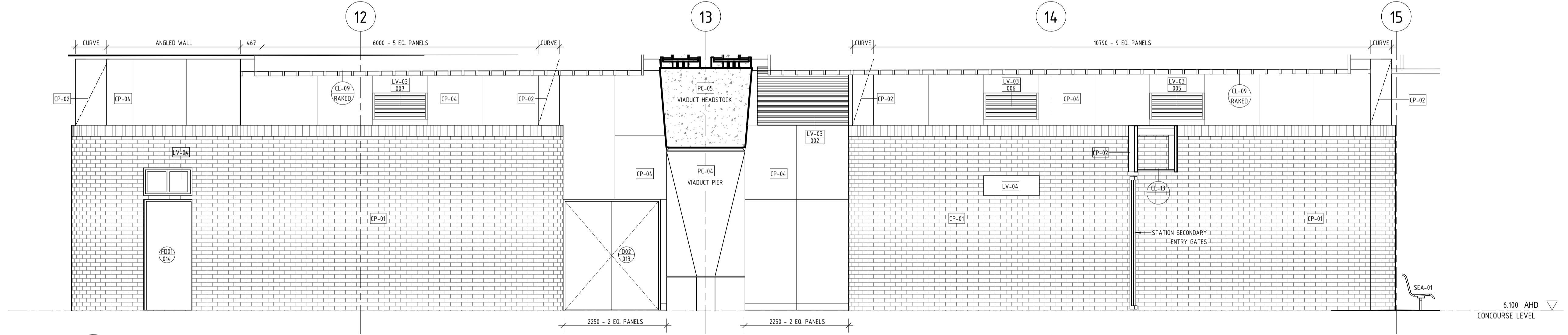
**7 STATION BUILDING ELEVATION**  
 10019 1:50



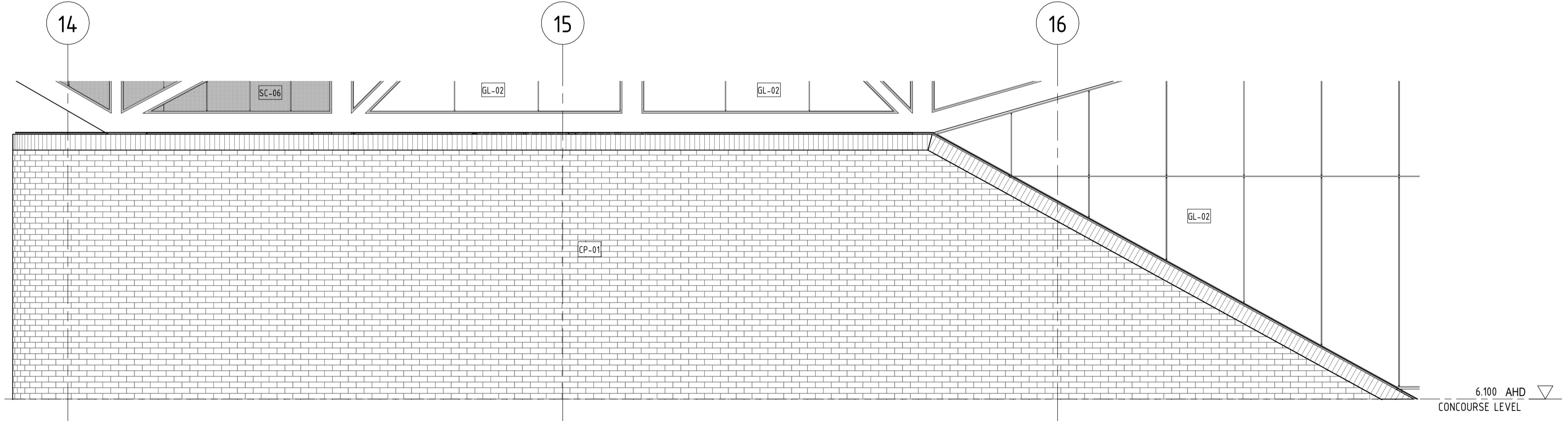
**9 STATION BUILDING ELEVATION**  
 10020 1:50



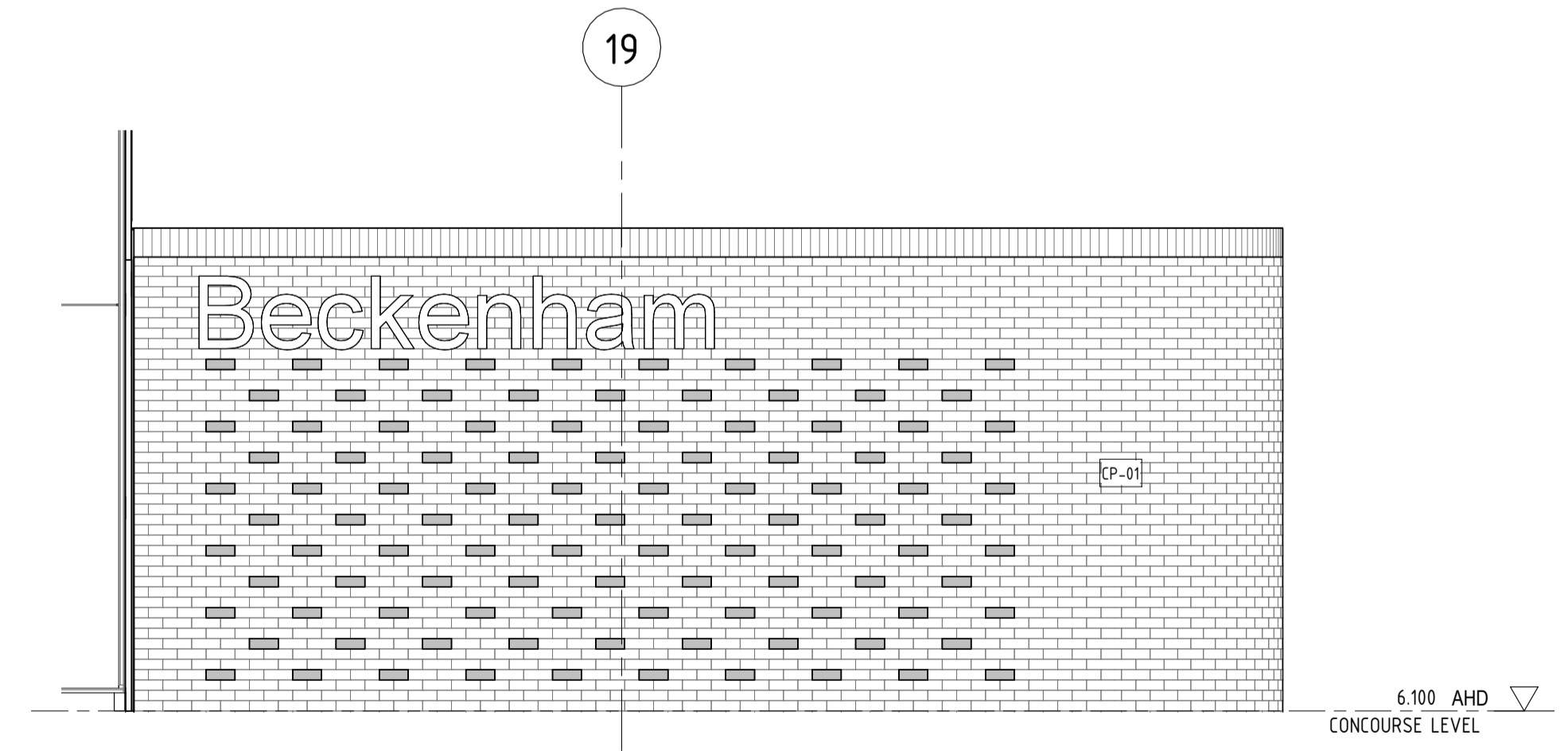
**10 STATION BUILDING ELEVATION**  
 10020 1:50



**8 STATION BUILDING ELEVATION**  
 10019 1:50



**11 STATION BUILDING ELEVATION**  
 10020 1:50



**12 STATION BUILDING ELEVATION**  
 10020 1:50

1:50 (A1) / 1:100 (A3) 0 0.5m 1 1.5 2 2.5 3 3.5 4 4.5 5 5.5 6 6.5 7 7.5

PRINT IN COLOUR

**REFERENCE DESIGN**

A1	01.05.23	ISSUE FOR INTERNAL REVIEW	HAS	HAS	WG	BH	
REV	DATE	AMENDMENT	DSN	DRN	CHK	APP	
ORIG SIZE	0 10 20 30 40 50 100mm		This document must not be copied without PTA's written permission, and the contents thereof must not be imparted to a third party nor be used for any unauthorised purpose.				
A1	AT ORIGINAL PLOT SIZE						



VALIDATION  
 SIGNATURE  
 DATE  
 DATE APPROVED

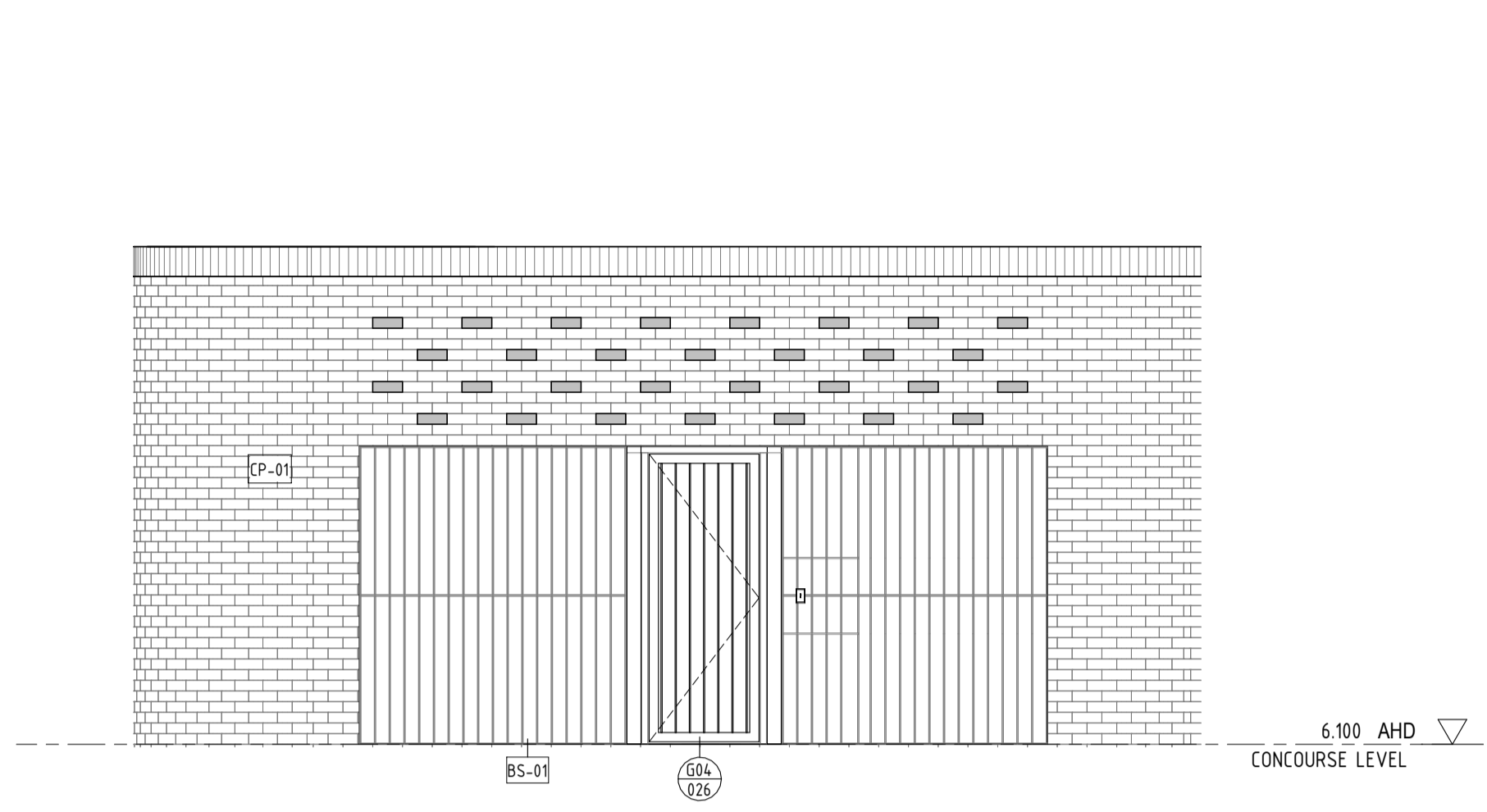
REFERENCES

SCALE  
 1:50  
 DATUM  
 HORIZONTAL: PCG20  
 VERTICAL: AHD71

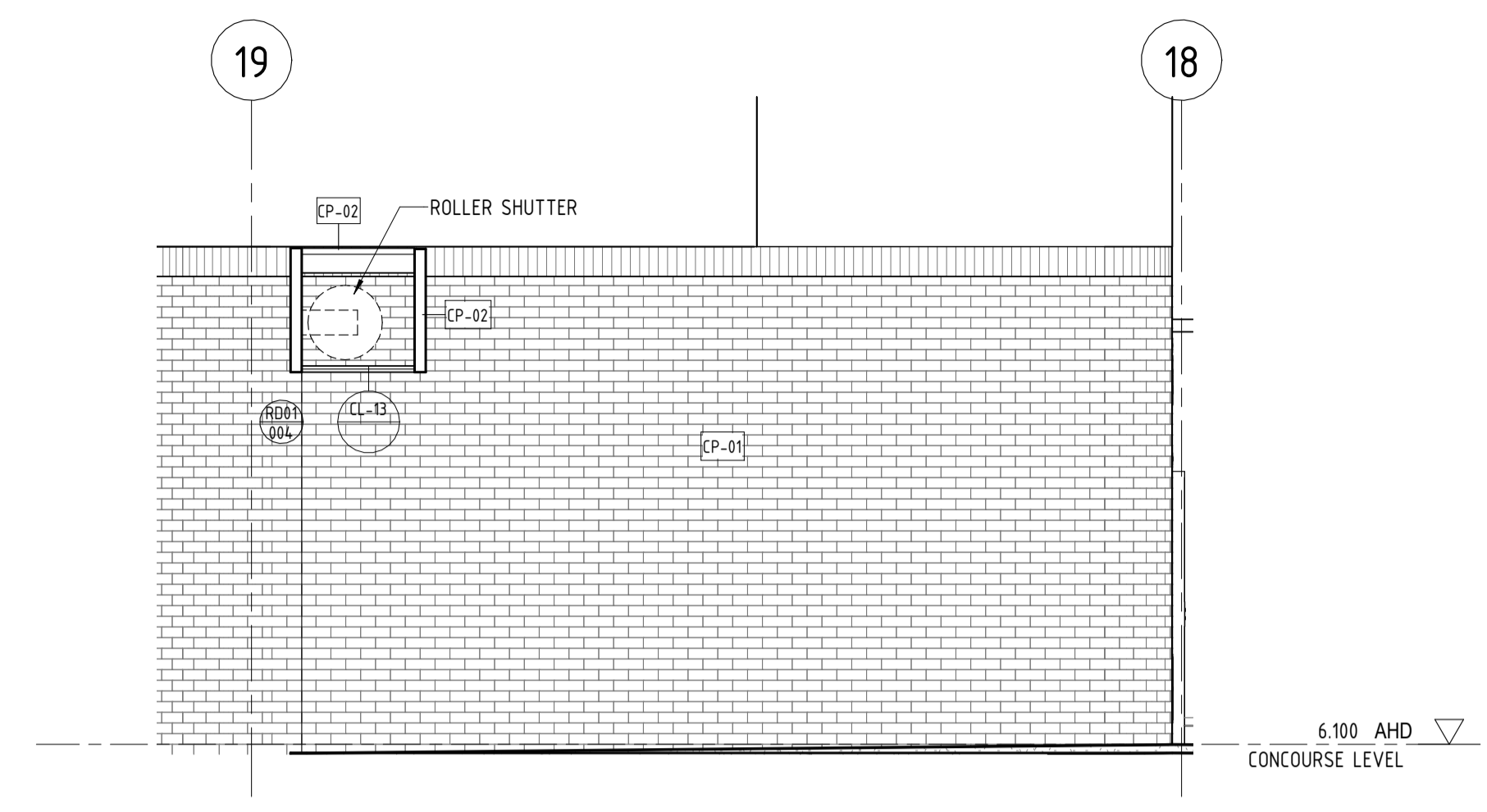
DESIGNED HASSELL  
 DRAWN HASSELL  
 CHECKED W. GREENSILL  
 APPROVED B. HOY  
 DATE

Government of Western Australia  
 Public Transport Authority  
 VICTORIA PARK TO CANNING  
 LEVEL CROSSING REMOVAL  
**BECKENHAM - ARCHITECTURAL  
 GENERAL ARRANGEMENT  
 ELEVATIONS - BUILDING FACADES - SHEET 2**  
 PTA Drawing No: 04-A-74-AR10042 Rev: A1

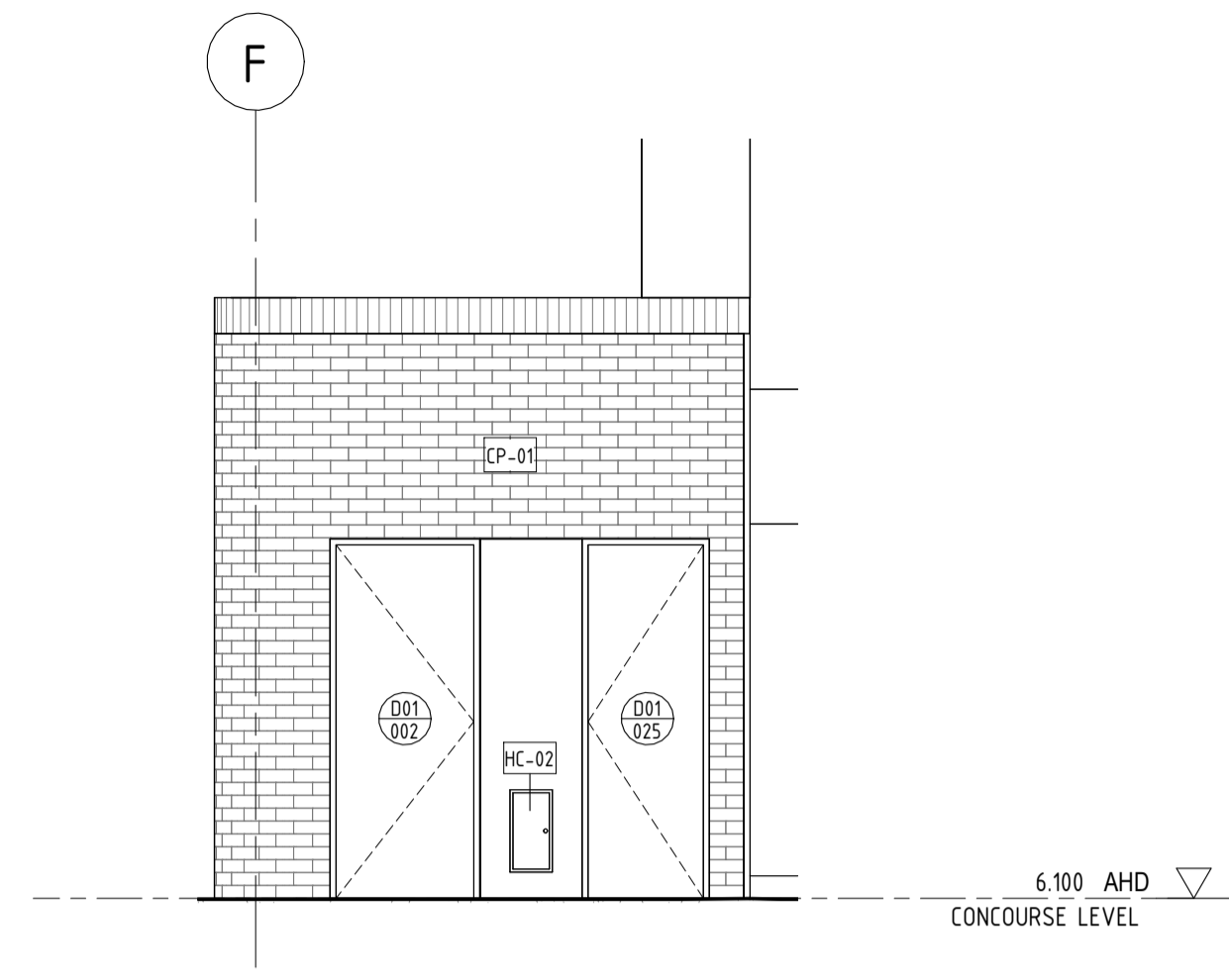
NOTE  
 FEATURE BRICKWORK PATTERN WITH 10mm PROTRUSION TO BE APPLIED TO WALL FACES AT CONCOURSE LEVEL AS INDICATED ON BUILDING FACADES. REFER TO A0117, A0118 AND MATERIALS & FINISHES SCHEDULE FOR FINISH & COLOUR.



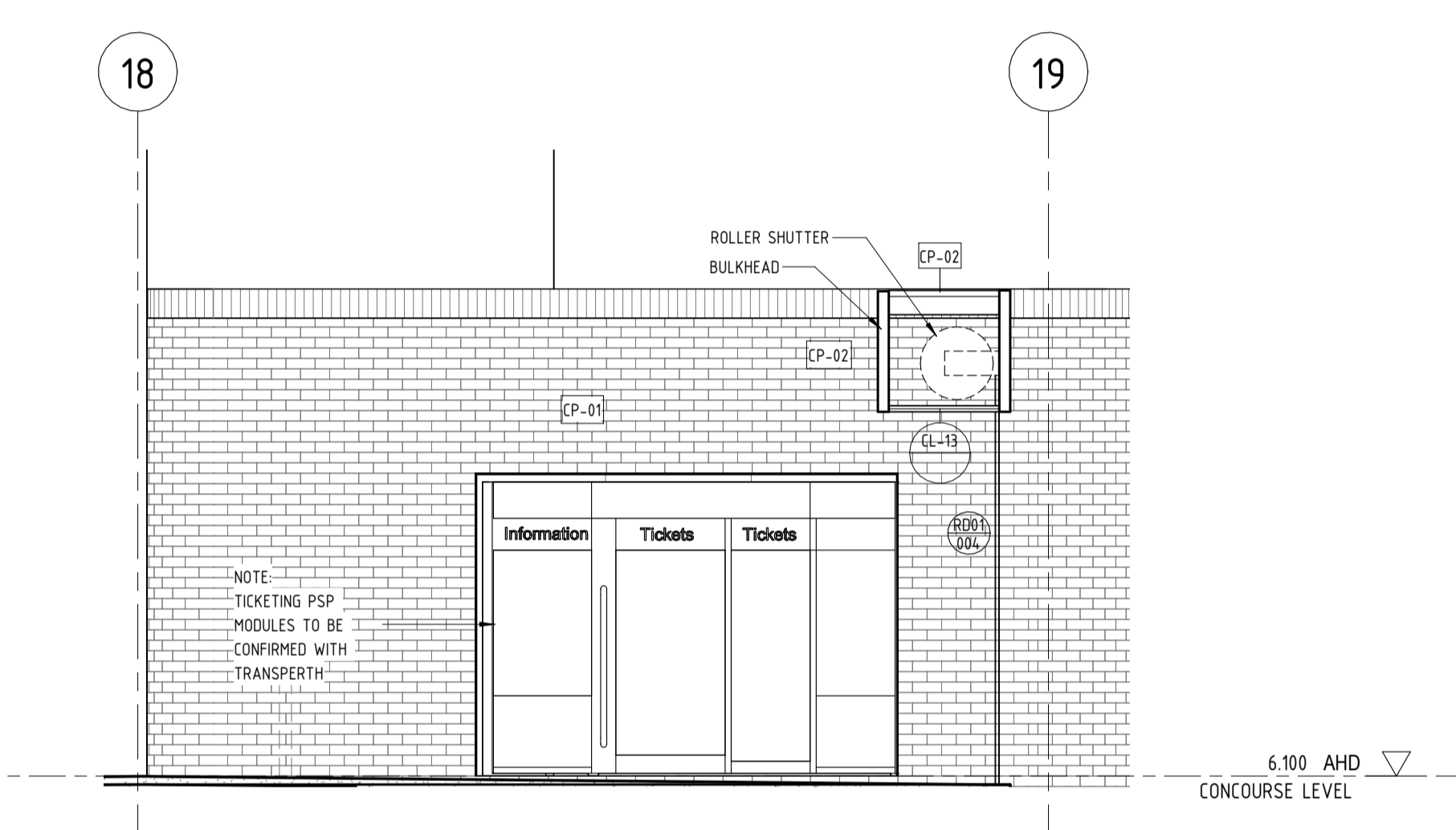
13 STATION BUILDING ELEVATION  
 10020 1:50



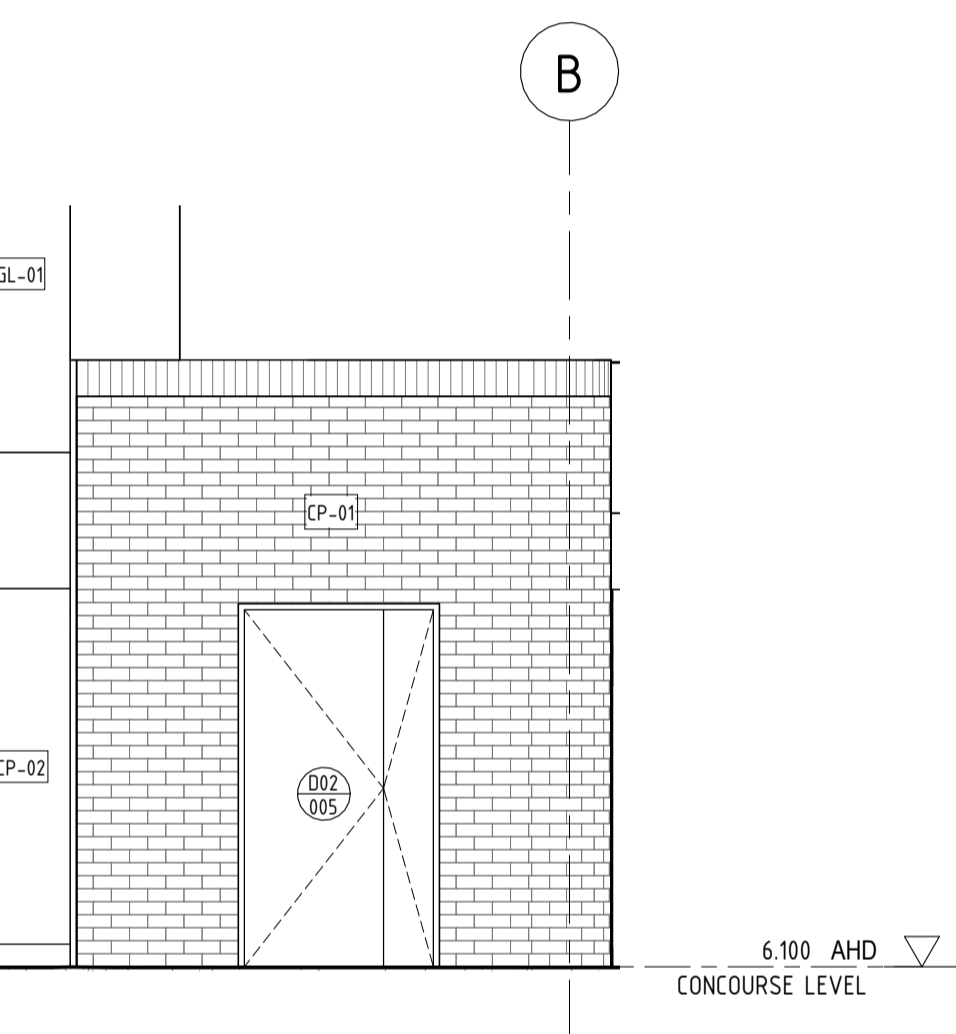
14 STATION BUILDING ELEVATION  
 10020 1:50



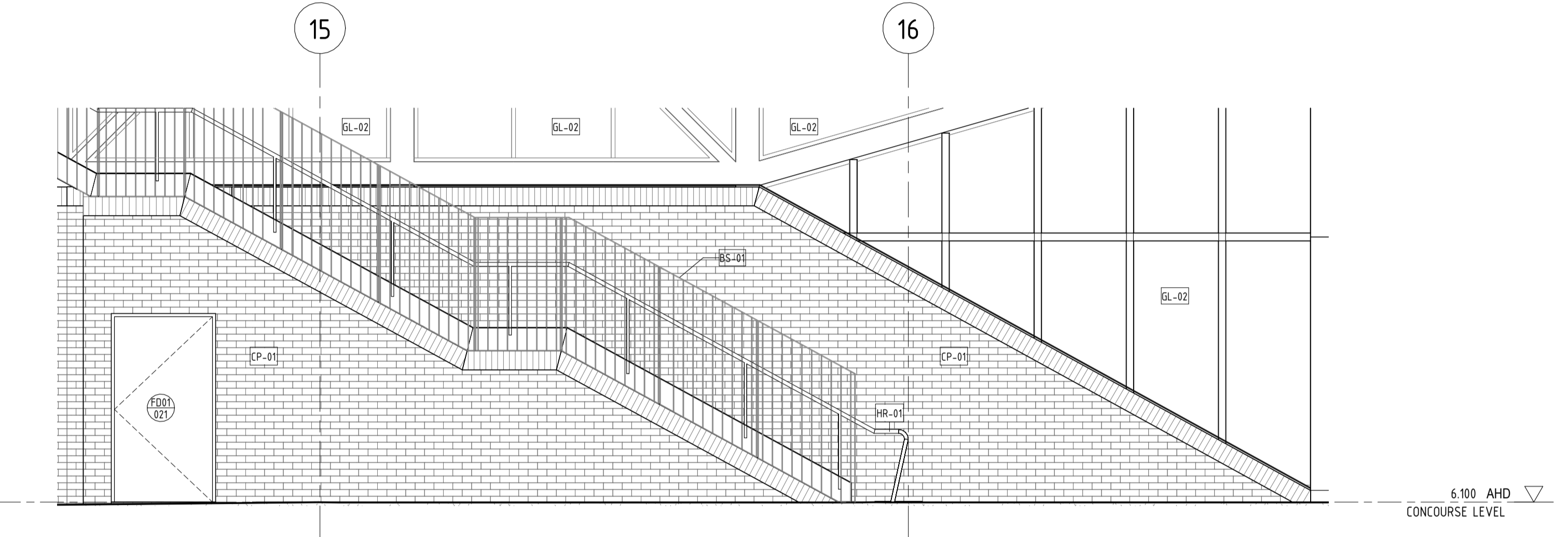
15 STATION BUILDING ELEVATION  
 10020 1:50



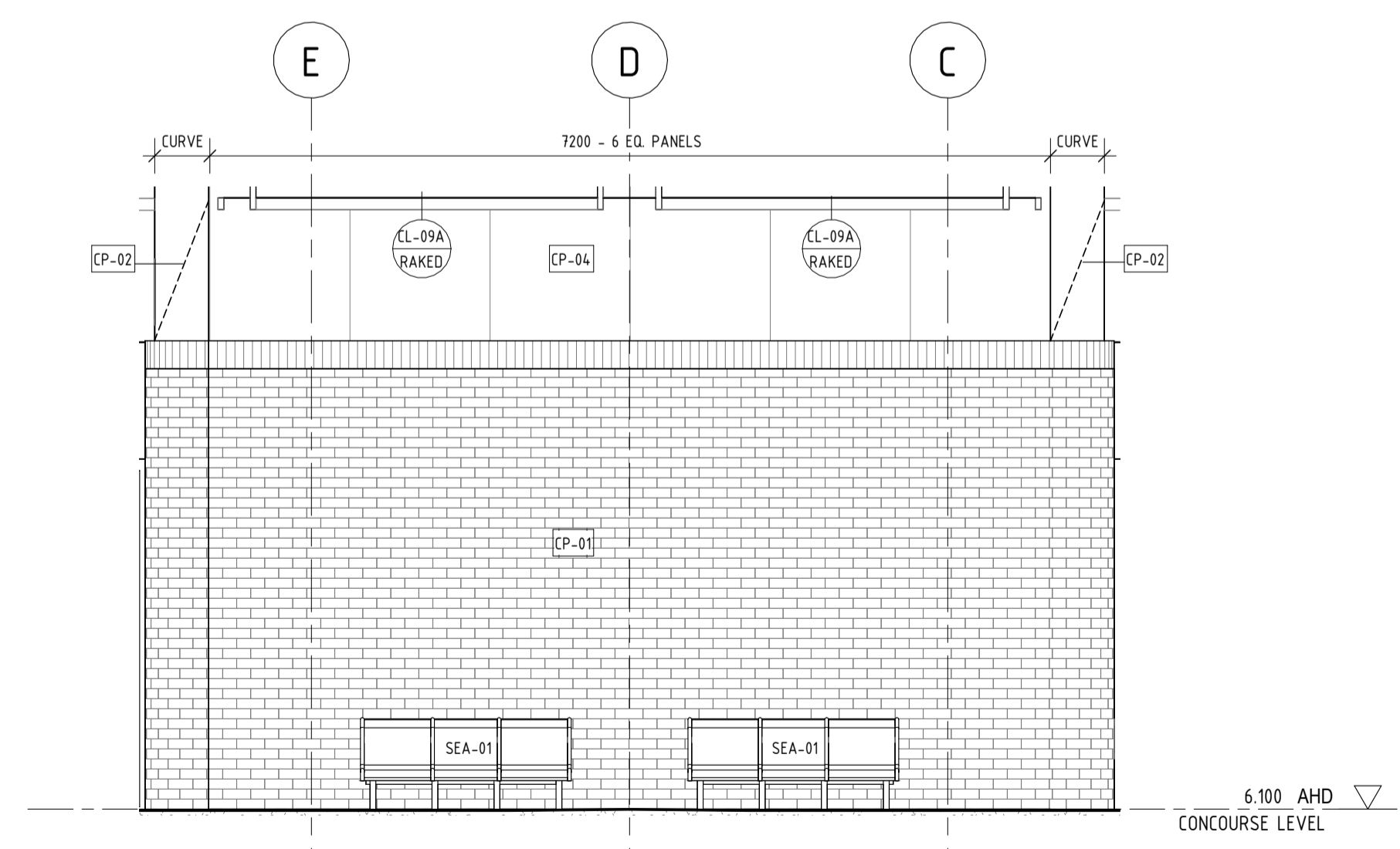
16 STATION BUILDING ELEVATION  
 10020 1:50



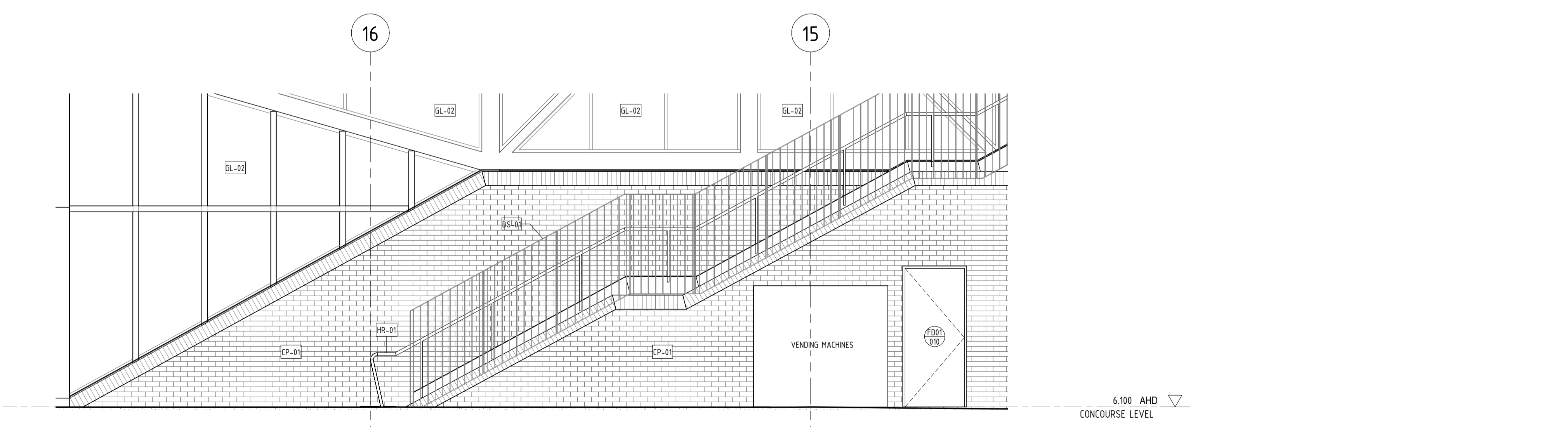
17 STATION BUILDING ELEVATION  
 10020 1:50



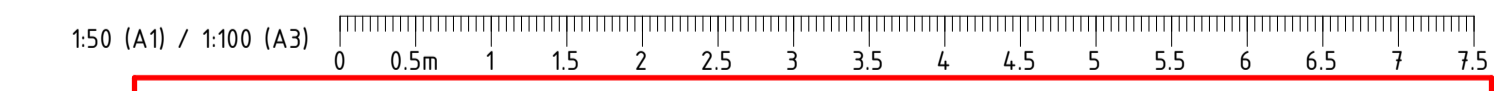
18 STATION BUILDING ELEVATION  
 10020 1:50



19 STATION BUILDING ELEVATION  
 10020 1:50



20 STATION BUILDING ELEVATION  
 10020 1:50



PRINT IN COLOUR

**REFERENCE DESIGN**

Government of Western Australia  
 Public Transport Authority

VICTORIA PARK TO CANNING  
 LEVEL CROSSING REMOVAL

BECKENHAM - ARCHITECTURAL  
 GENERAL ARRANGEMENT  
 ELEVATIONS - BUILDING FACADES - SHEET 3  
 PTA Drawing No: 04-A-74-AR10043 Rev: A1

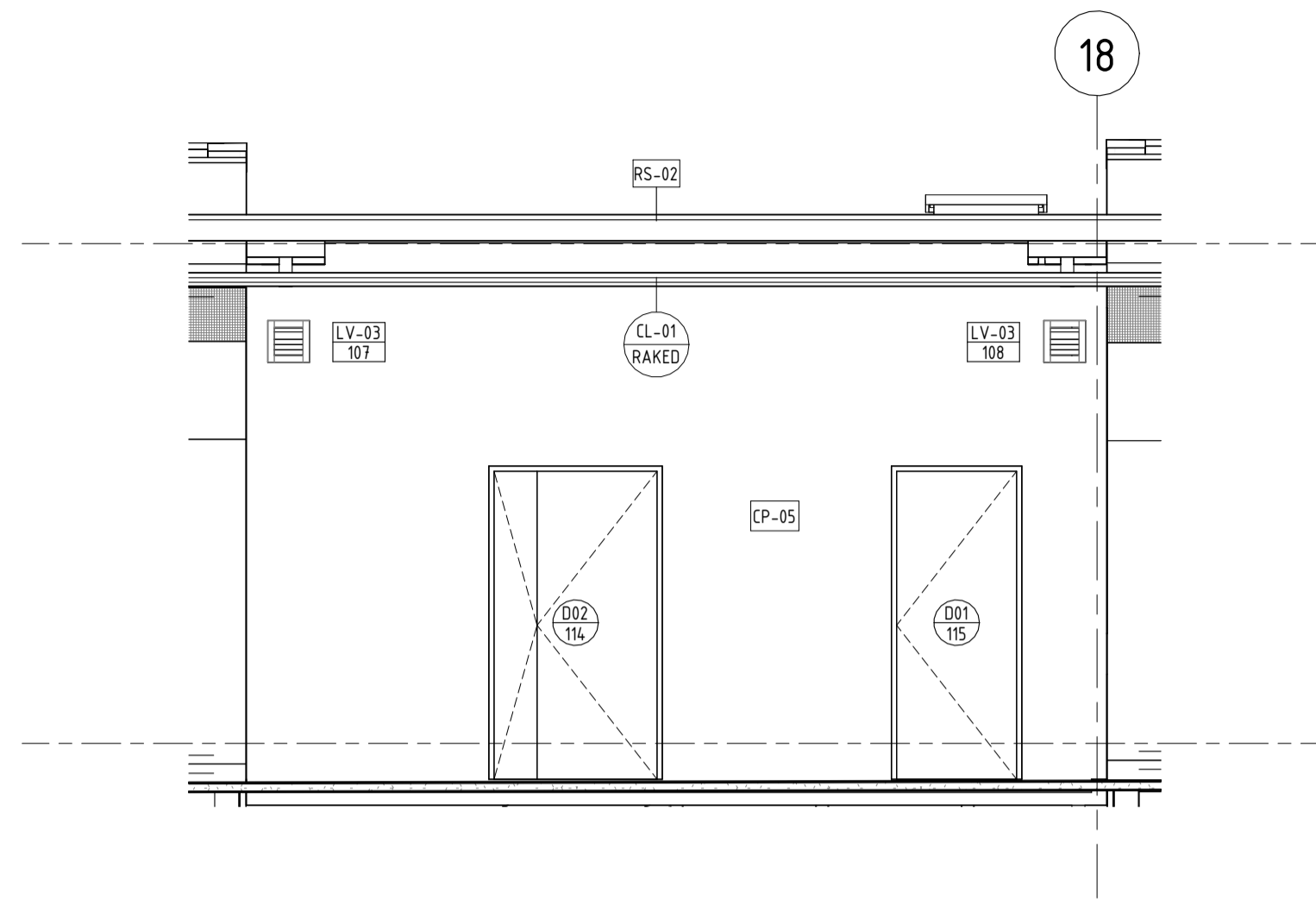
A1	01.05.23	ISSUE FOR INTERNAL REVIEW	HAS	HAS	WG	BH			
REV	DATE	AMENDMENT	DSN	DRN	CHK	APP			
ORIG SIZE	AT ORIGINAL PLOT SIZE								
A1			This document must not be copied without PTA's written permission, and the contents thereof must not be imparted to a third party nor be used for any unauthorised purpose.						

**ARMADALE LINE UPGRADE ALLIANCE**
  
*Innovation to Reality*

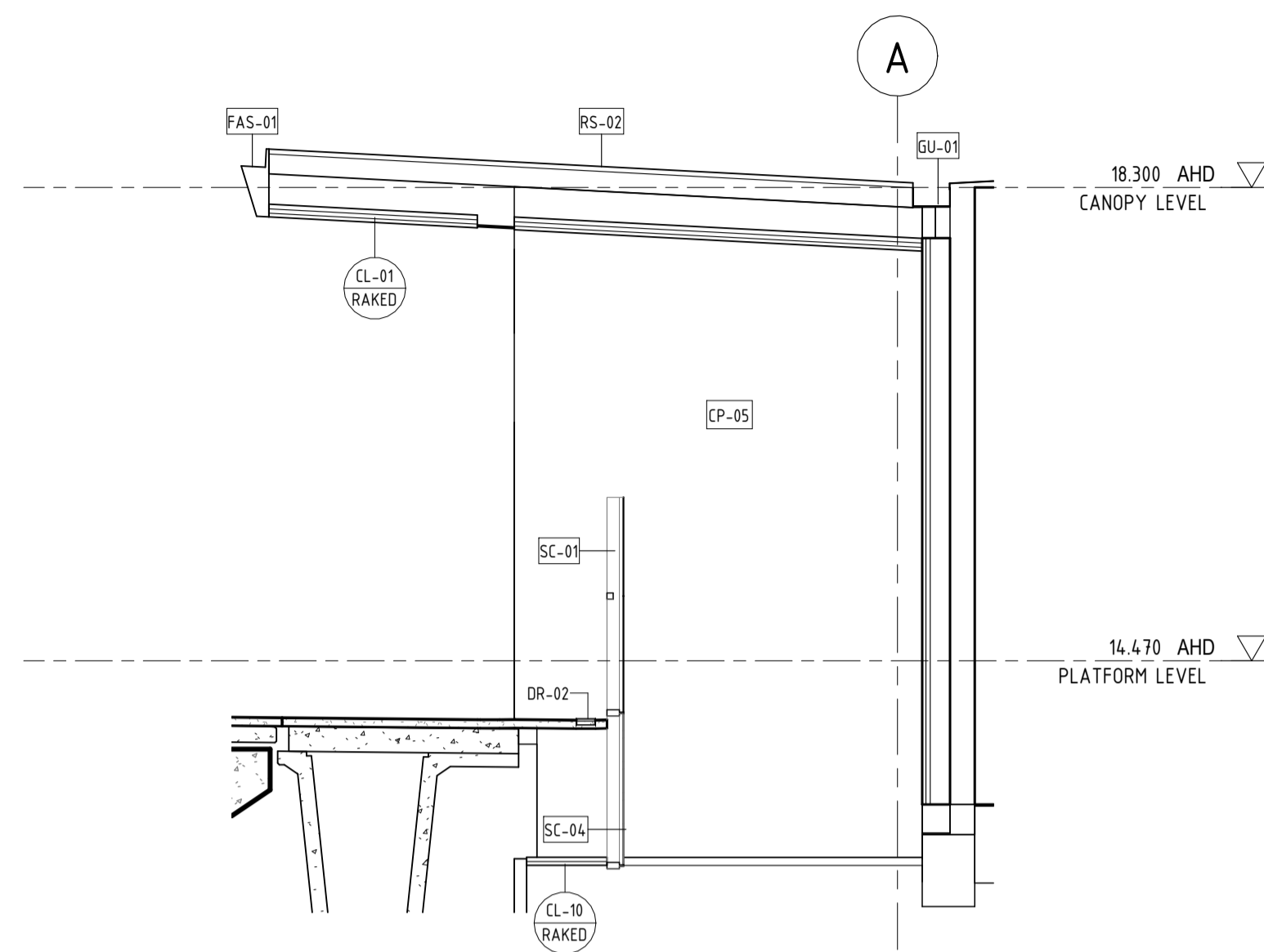
Contractor No: LXR-P4-Z5-BK-SN-AR-DWG-00137

VALIDATION	REFERENCES	SCALE	DESIGNED
SIGNATURE		1:50	HASSELL
DATE		DATUM	DRAWN
DATE APPROVED		HORIZONTAL: PCG20	HASSELL
		VERTICAL: AHD71	CHECKED
			W. GREENSILL
			APPROVED
			B. HOY
			DATE

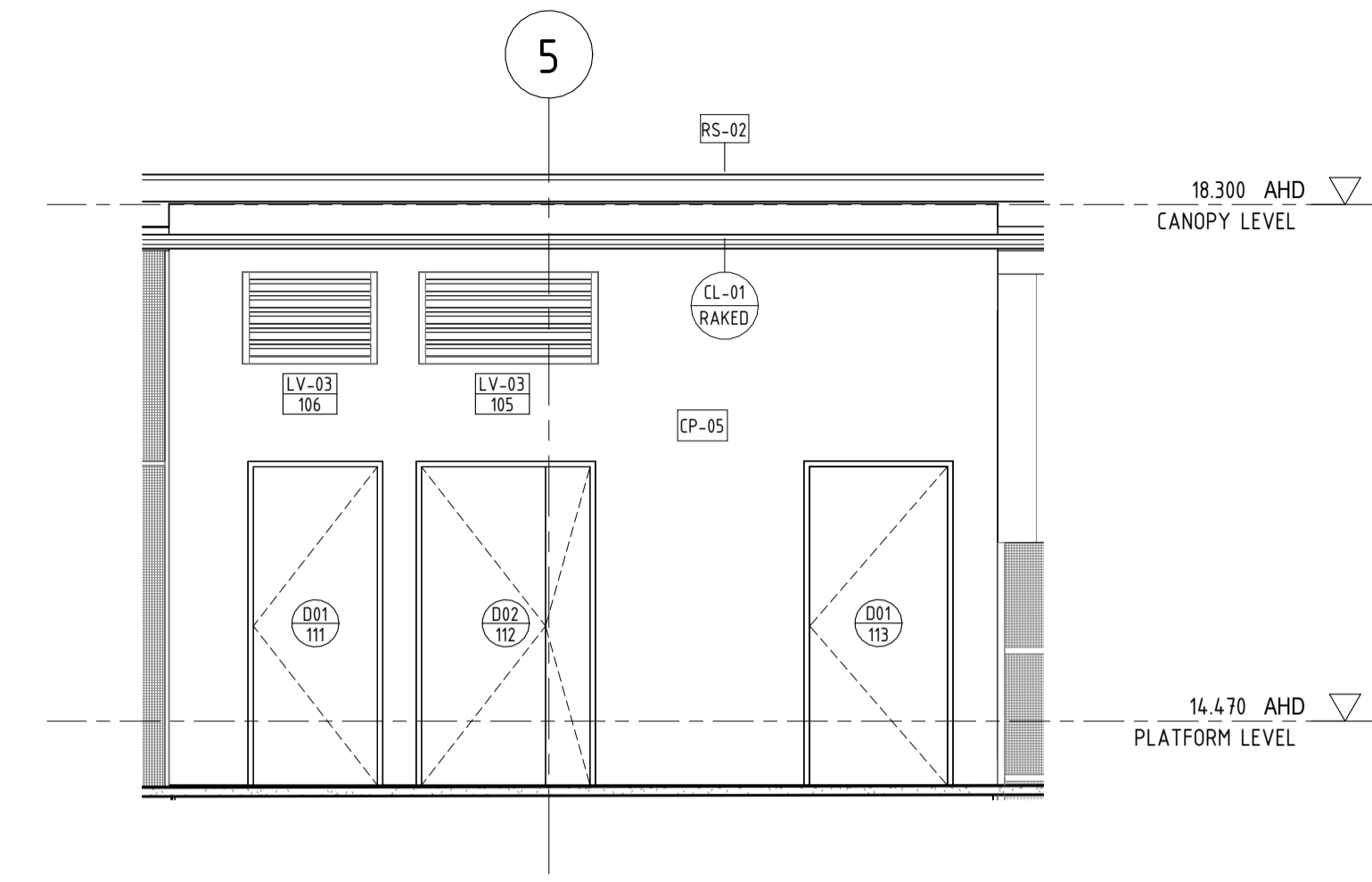




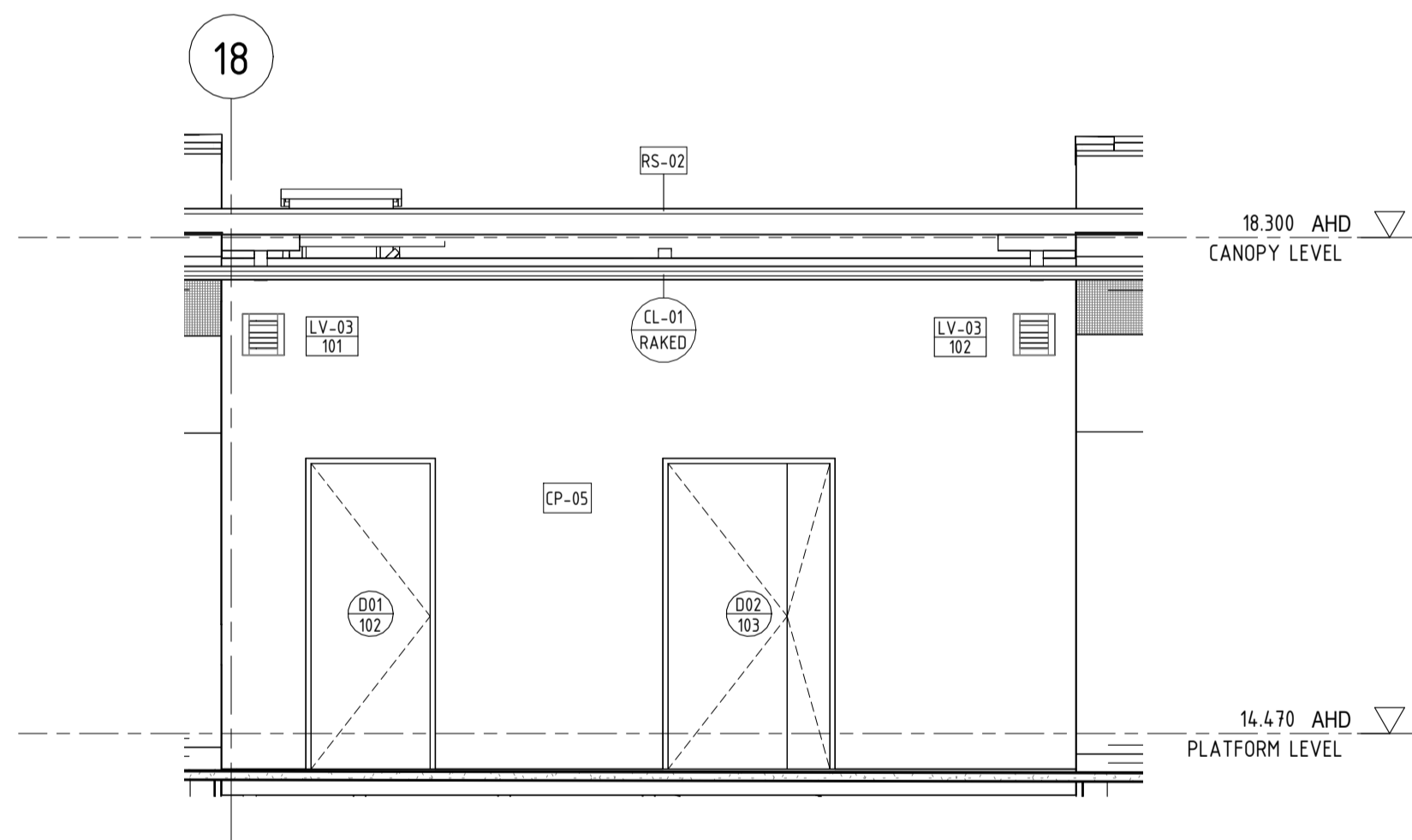
1 PLATFORM 1 BUILDING ELEVATION  
10023 1:50



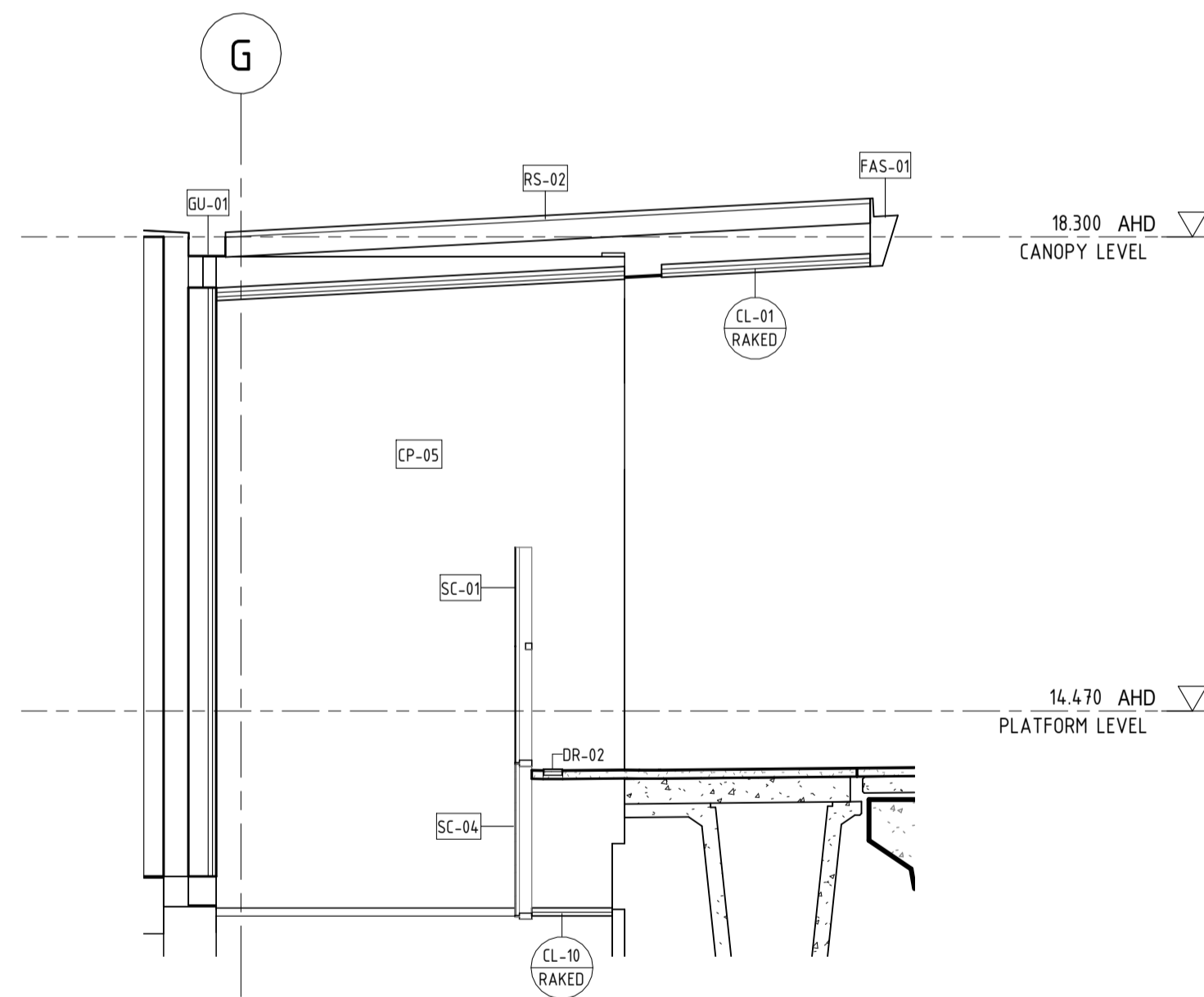
2 PLATFORM 1 BUILDING ELEVATION  
10021 1:50



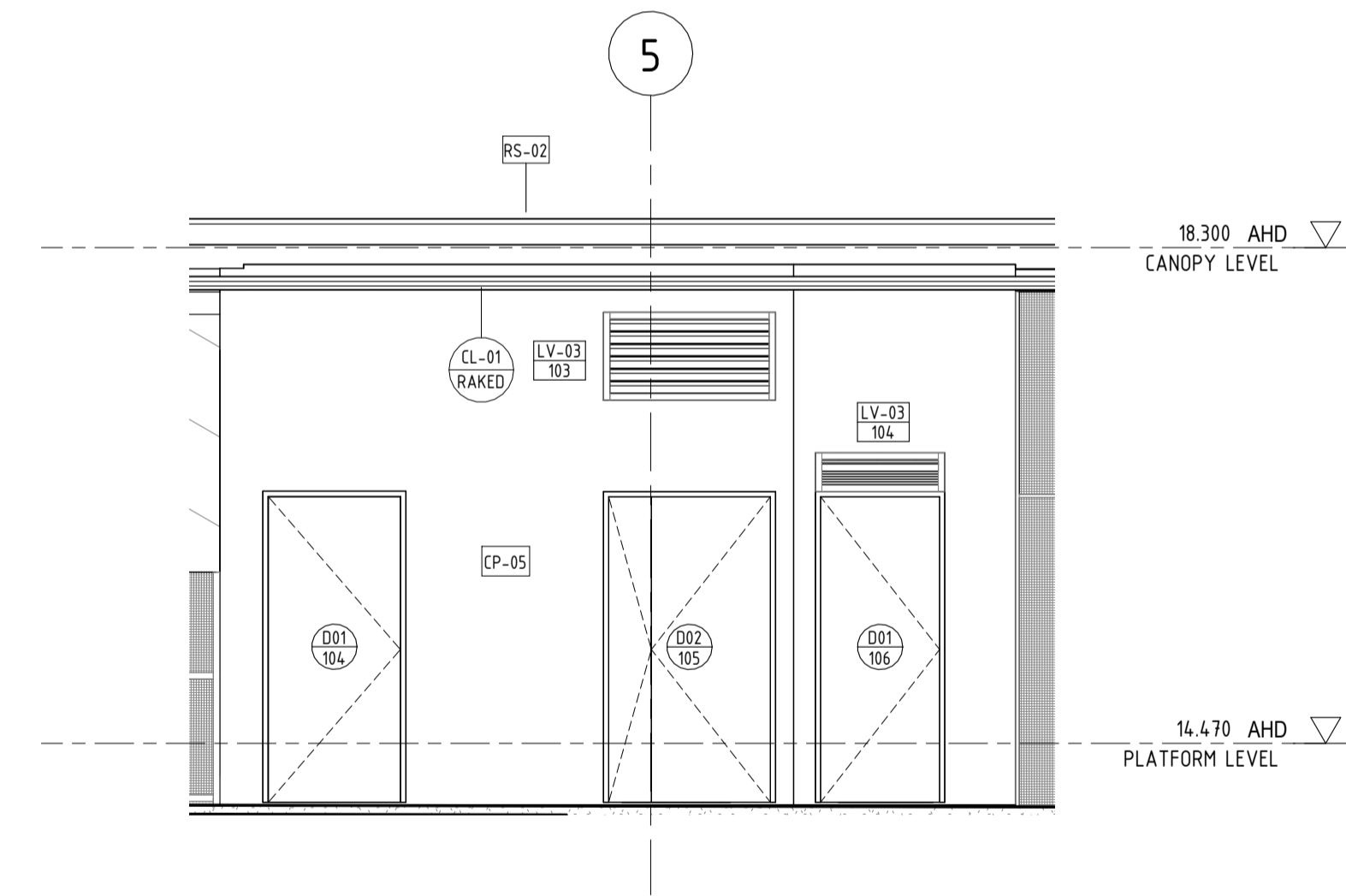
3 PLATFORM 1 BUILDING ELEVATION  
10021 1:50



4 PLATFORM 2 BUILDING ELEVATION  
10023 1:50



5 PLATFORM 2 BUILDING ELEVATION  
10021 1:50



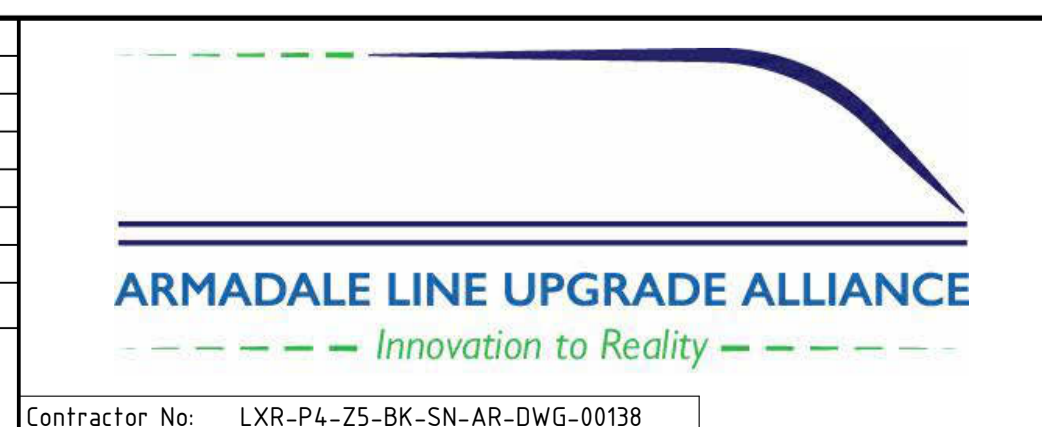
6 PLATFORM 2 BUILDING ELEVATION  
10021 1:50

1:50 (A1) / 1:100 (A3) 0 0.5m 1 1.5 2 2.5 3 3.5 4 4.5 5 5.5 6 6.5 7 7.5

PRINT IN COLOUR

REFERENCE DESIGN

A1	01.05.23	ISSUE FOR INTERNAL REVIEW	HAS	HAS	WG	BH
REV	DATE	AMENDMENT	DSN	DRN	CHK	APP
ORIG SIZE	0 10 20 30 40 50 100mm		This document must not be copied without PTA's written permission, and the contents thereof must not be imparted to a third party nor be used for any unauthorised purpose.			
A1	AT ORIGINAL PLOT SIZE		Contractor No: LXR-P4-Z5-BK-SN-AR-DWG-00138			



VALIDATION  
SIGNATURE  
DATE  
DATE APPROVED

REFERENCES

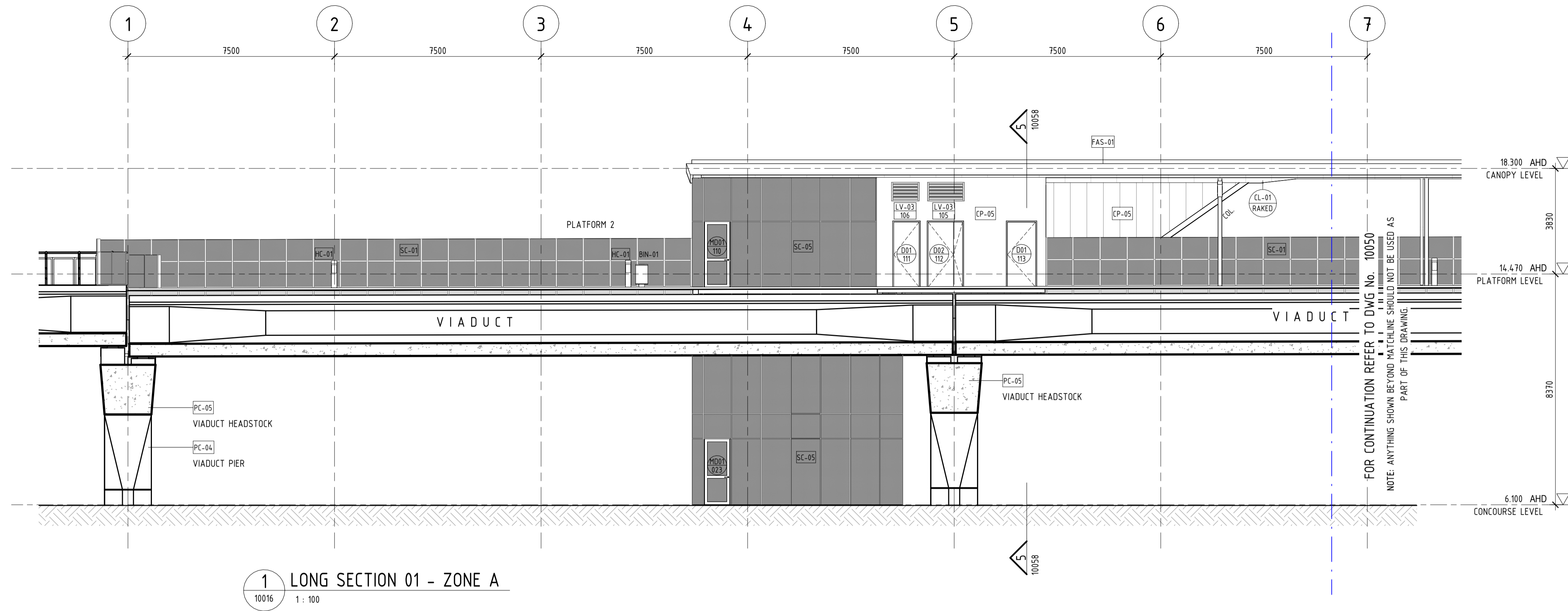
SCALE  
1:50  
DATUM  
HORIZONTAL: PCG20  
VERTICAL: AHD71

DESIGNED HASSELL  
DRAWN HASSELL  
CHECKED W. GREENSILL  
APPROVED B. HOY  
DATE

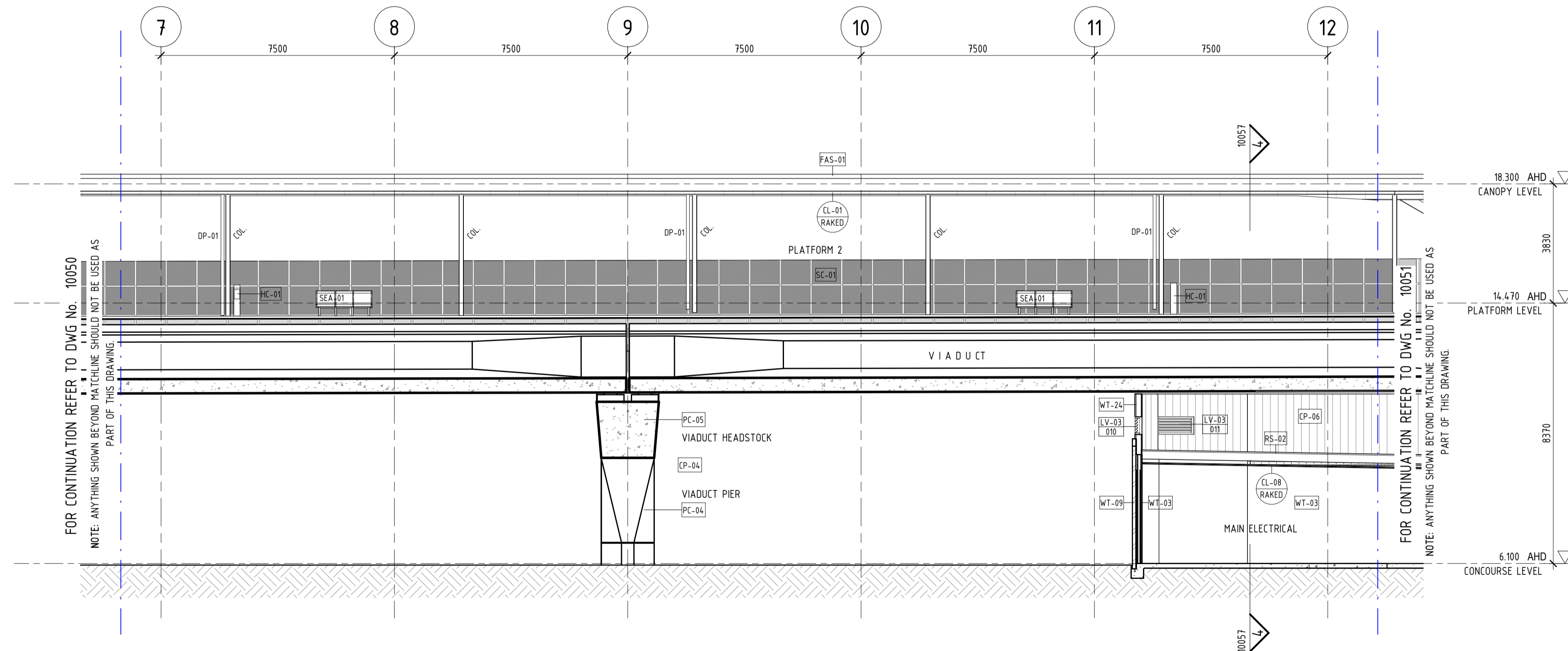
Government of Western Australia  
Public Transport Authority

VICTORIA PARK TO CANNING  
LEVEL CROSSING REMOVAL

BECKENHAM - ARCHITECTURAL  
GENERAL ARRANGEMENT  
ELEVATIONS - BUILDING FACADES - SHEET 4  
PTA Drawing No: 04-A-74-AR10044 | Rev: A1



1 LONG SECTION 01 - ZONE A  
10016 1 : 100



2 LONG SECTION 01 - ZONE B  
10016 1 : 100

1:100 (A1) / 1:200 (A3) 0 1m 2 3 4 5 6 7 8 9 10 11 12 13 14 15

PRINT IN COLOUR

REFERENCE DESIGN

A1	01.05.23	ISSUE FOR INTERNAL REVIEW	HAS	HAS	WG	BH			
REV	DATE	AMENDMENT	DSN	DRN	CHK	APP			
ORIG SIZE	0 10 20 30 40 50 100mm		This document must not be copied without PTA's written permission, and the contents thereof must not be imparted to a third party nor be used for any unauthorised purpose.						
A1	AT ORIGINAL PLOT SIZE		Contractor No: LXR-P4-Z5-BK-SN-AR-DWG-00140						



VALIDATION  
SIGNATURE  
DATE  
DATE APPROVED

REFERENCES

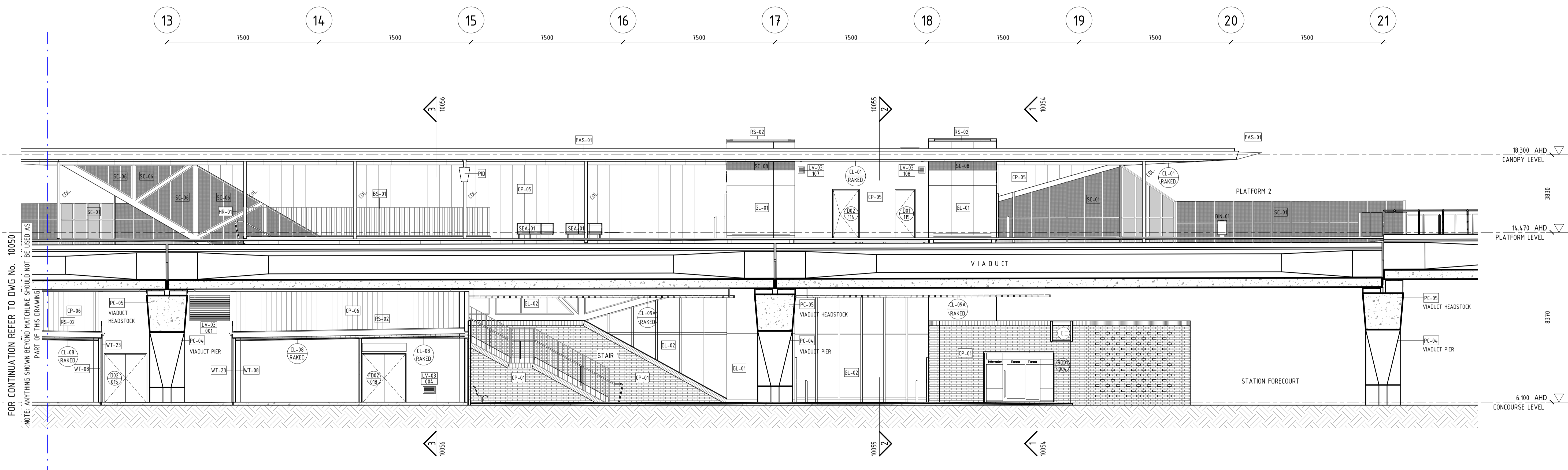
SCALE  
1 : 100  
DATUM  
HORIZONTAL: PCG20  
VERTICAL: AHD71

DESIGNED HASSELL  
DRAWN HASSELL  
CHECKED W. GREENSILL  
APPROVED B. HOY  
DATE

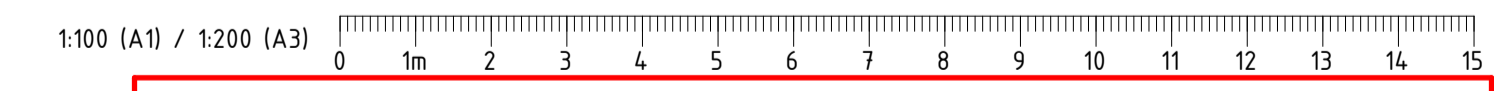
Government of Western Australia  
Public Transport Authority

VICTORIA PARK TO CANNING  
LEVEL CROSSING REMOVAL

BECKENHAM - ARCHITECTURAL  
GENERAL ARRANGEMENT  
SECTIONS - LONG - SHEET 1  
PTA Drawing No: 04-A-74-AR10050 Rev: A1



1 LONG SECTION 01 - ZONE C  
10016 1:100



PRINT IN COLOUR

**REFERENCE DESIGN**

Government of Western Australia  
Public Transport Authority

VICTORIA PARK TO CANNING  
LEVEL CROSSING REMOVAL

BECKENHAM - ARCHITECTURAL  
GENERAL ARRANGEMENT  
SECTIONS - LONG - SHEET 2  
PTA Drawing No: 04-A-74-AR10051 Rev: A1

A1	01.05.23	ISSUE FOR INTERNAL REVIEW	HAS	HAS	WG	BH			
REV	DATE	AMENDMENT	DSN	DRN	CHK	APP			
ORIG SIZE	0 10 20 30 40 50 100mm		This document must not be copied without PTA's written permission, and the contents thereof must not be imparted to a third party nor be used for any unauthorised purpose.						
A1	AT ORIGINAL PLOT SIZE		Contractor No: LXR-P4-Z5-BK-SN-AR-DWG-00141						

**ARMADALE LINE UPGRADE ALLIANCE**  
Innovation to Reality

VALIDATION

SIGNATURE

DATE

DATE APPROVED

REFERENCES

SCALE

1 : 100

DATUM

HORIZONTAL: PCG20

VERTICAL: AHD71

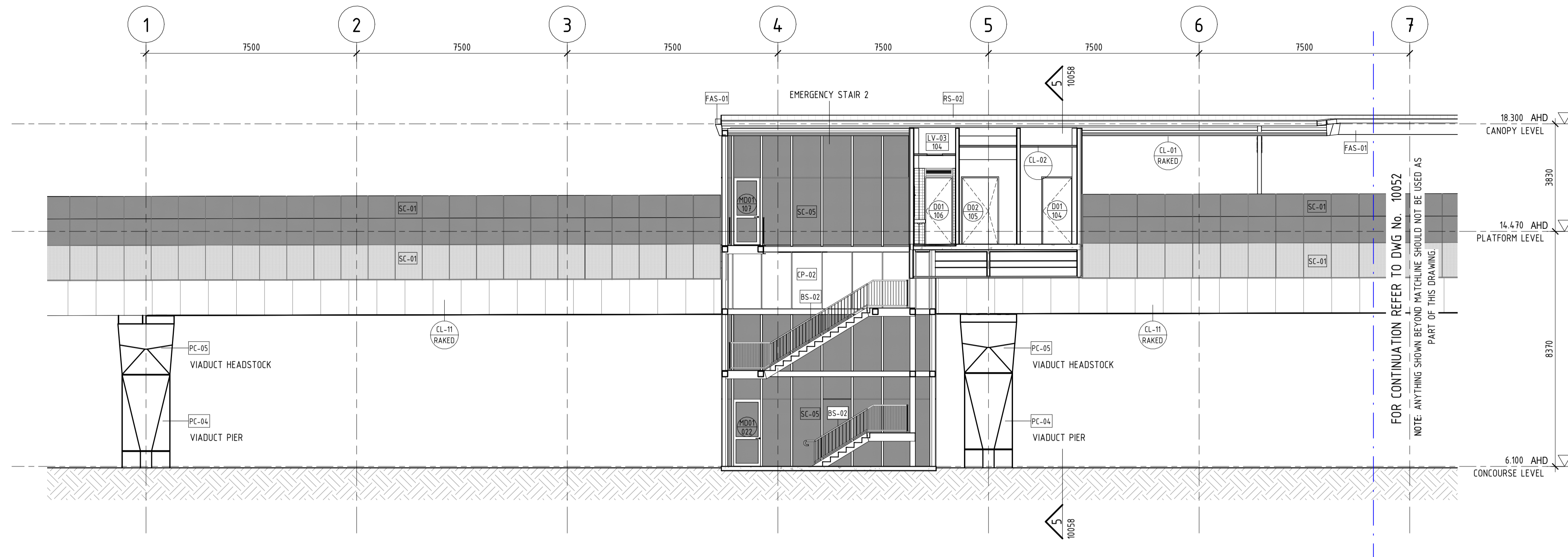
DESIGNED HASSELL

DRAWN HASSELL

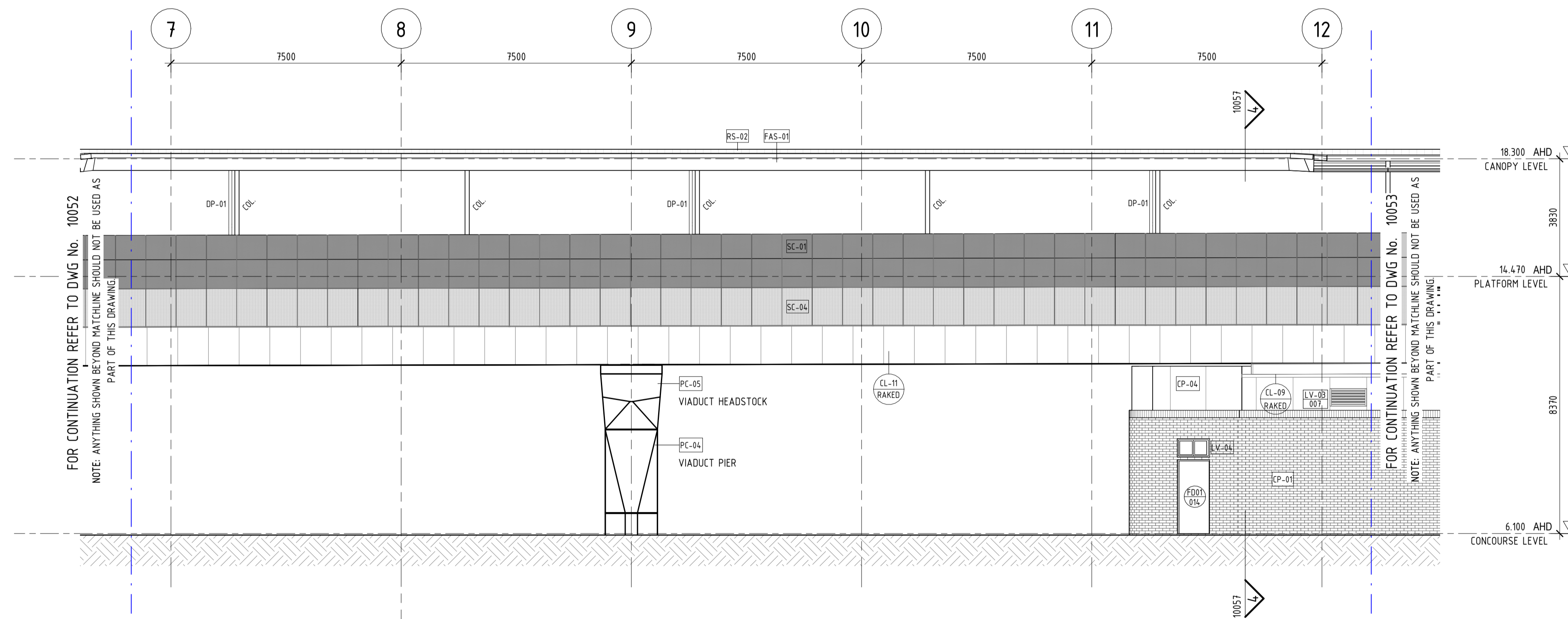
CHECKED W. GREENSILL

APPROVED B. HOY

DATE



1 LONG SECTION 02 - ZONE A  
10018 1:100



2 LONG SECTION 02 - ZONE B  
10018 1:100

1:100 (A1) / 1:200 (A3) 0 1m 2 3 4 5 6 7 8 9 10 11 12 13 14 15

PRINT IN COLOUR

REFERENCE DESIGN

REV	DATE	ISSUE FOR INTERNAL REVIEW	HAS	HAS	WG	BH
A1	01.05.23	AMENDMENT	DSN	DRN	CHK	APP
<p>ORIG SIZE A1</p> <p>0 10 20 30 40 50 100mm</p> <p>AT ORIGINAL PLOT SIZE</p>			<p>This document must not be copied without PTA's written permission, and the contents thereof must not be imparted to a third party nor be used for any unauthorised purpose.</p>			

ARMADALE LINE UPGRADE ALLIANCE  
Innovation to Reality

Contractor No: LXR-P4-Z5-BK-SN-AR-DWG-00142

VALIDATION

SIGNATURE

DATE

DATE APPROVED

REFERENCES

SCALE

1 : 100

DATUM

HORIZONTAL: PCG20

VERTICAL: AHD71

DESIGNED HASSELL

DRAWN HASSELL

CHECKED W. GREENSILL

APPROVED B. HOY

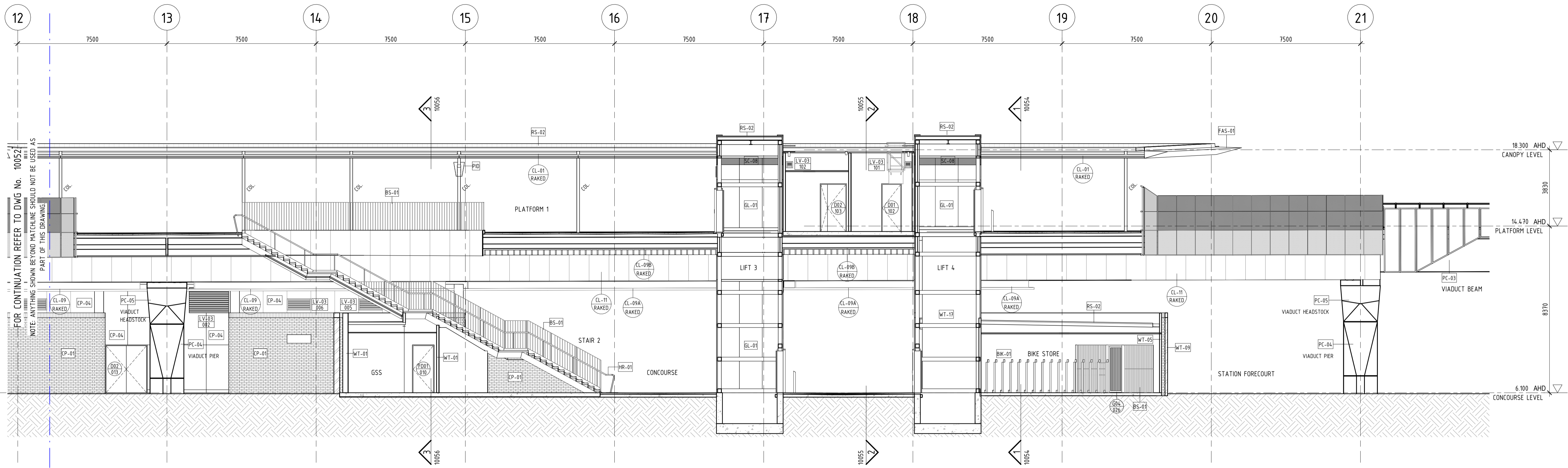
DATE

Government of Western Australia  
Public Transport Authority

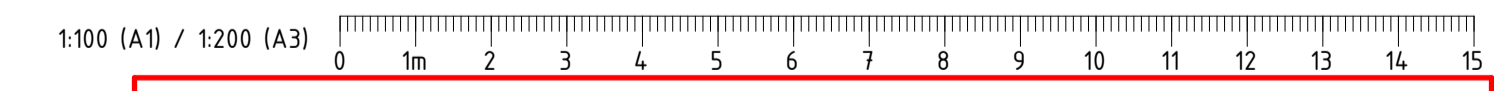
VICTORIA PARK TO CANNING  
LEVEL CROSSING REMOVAL

BECKENHAM - ARCHITECTURAL  
GENERAL ARRANGEMENT  
SECTIONS - LONG - SHEET 3

PTA Drawing No: 04-A-74-AR10052 Rev: A1



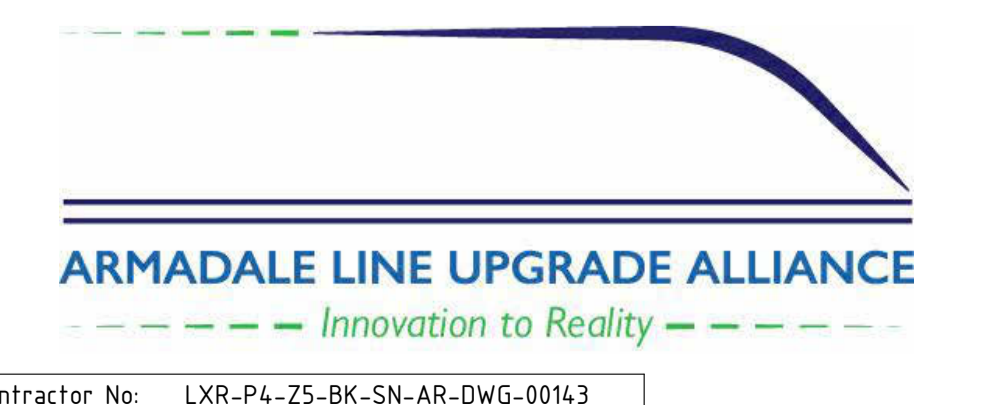
1 LONG SECTION 02 - ZONE C  
10019 1:100



PRINT IN COLOUR

**REFERENCE DESIGN**

A1	01.05.23	ISSUE FOR INTERNAL REVIEW	HAS	HAS	WG	BH			
REV	DATE	AMENDMENT	DSN	DRN	CHK	APP			
ORIG SIZE	0 10 20 30 40 50 100mm		This document must not be copied without PTA's written permission, and the contents thereof must not be imparted to a third party nor be used for any unauthorised purpose.						
A1	AT ORIGINAL PLOT SIZE		Contractor No: LXR-P4-Z5-BK-SN-AR-DWG-00143						



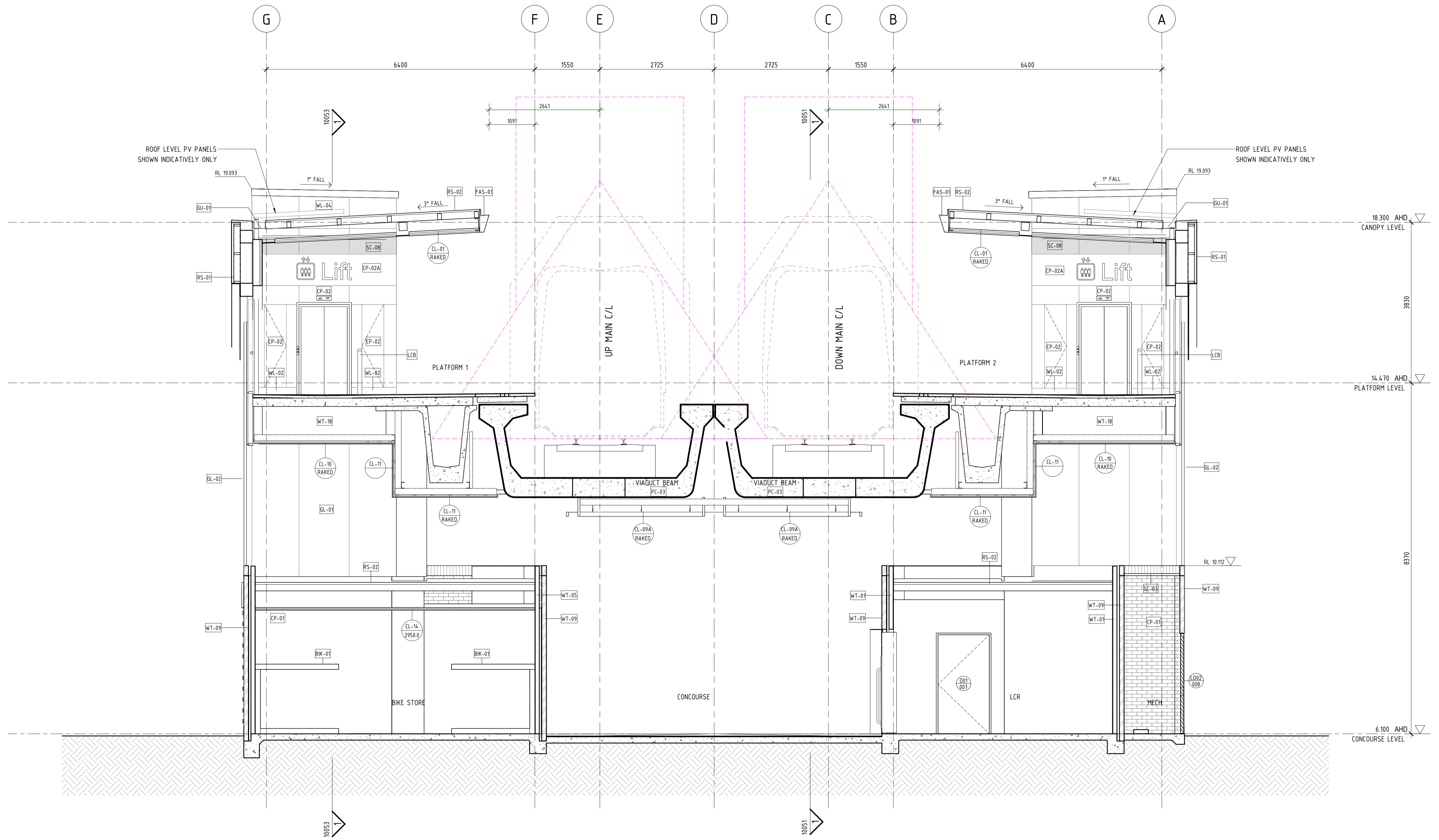
VALIDATION  
SIGNATURE  
DATE  
DATE APPROVED

REFERENCES

SCALE  
1 : 100  
DATUM  
HORIZONTAL: PCG20  
VERTICAL: AHD71

DESIGNED HASSELL  
DRAWN HASSELL  
CHECKED W. GREENSILL  
APPROVED B. HOY  
DATE

Government of Western Australia  
Public Transport Authority  
VICTORIA PARK TO CANNING  
LEVEL CROSSING REMOVAL  
BECKENHAM - ARCHITECTURAL  
GENERAL ARRANGEMENT  
SECTIONS - LONG - SHEET 4  
PTA Drawing No: 04-A-74-AR10053 Rev: A1



1 SECTION 01  
10020 1:50

1:50 (A1) / 1:100 (A3) 0 0.5m 1 1.5 2 2.5 3 3.5 4 4.5 5 5.5 6 6.5 7 7.5

PRINT IN COLOUR

**REFERENCE DESIGN**

REV	DATE	ISSUE FOR INTERNAL REVIEW	HAS	HAS	WG	BH
A1	01.05.23		DSN	DRN	CHK	APP
AMENDMENT						
ORIG SIZE	0 10 20 30 40 50 100mm		This document must not be copied without PTA's written permission, and the contents thereof must not be imparted to a third party nor be used for any unauthorised purpose.			
A1	AT ORIGINAL PLOT SIZE		Contractor No: LXR-P4-Z5-BK-SN-AR-DWG-00144			



VALIDATION  
SIGNATURE  
DATE  
DATE APPROVED

REFERENCES

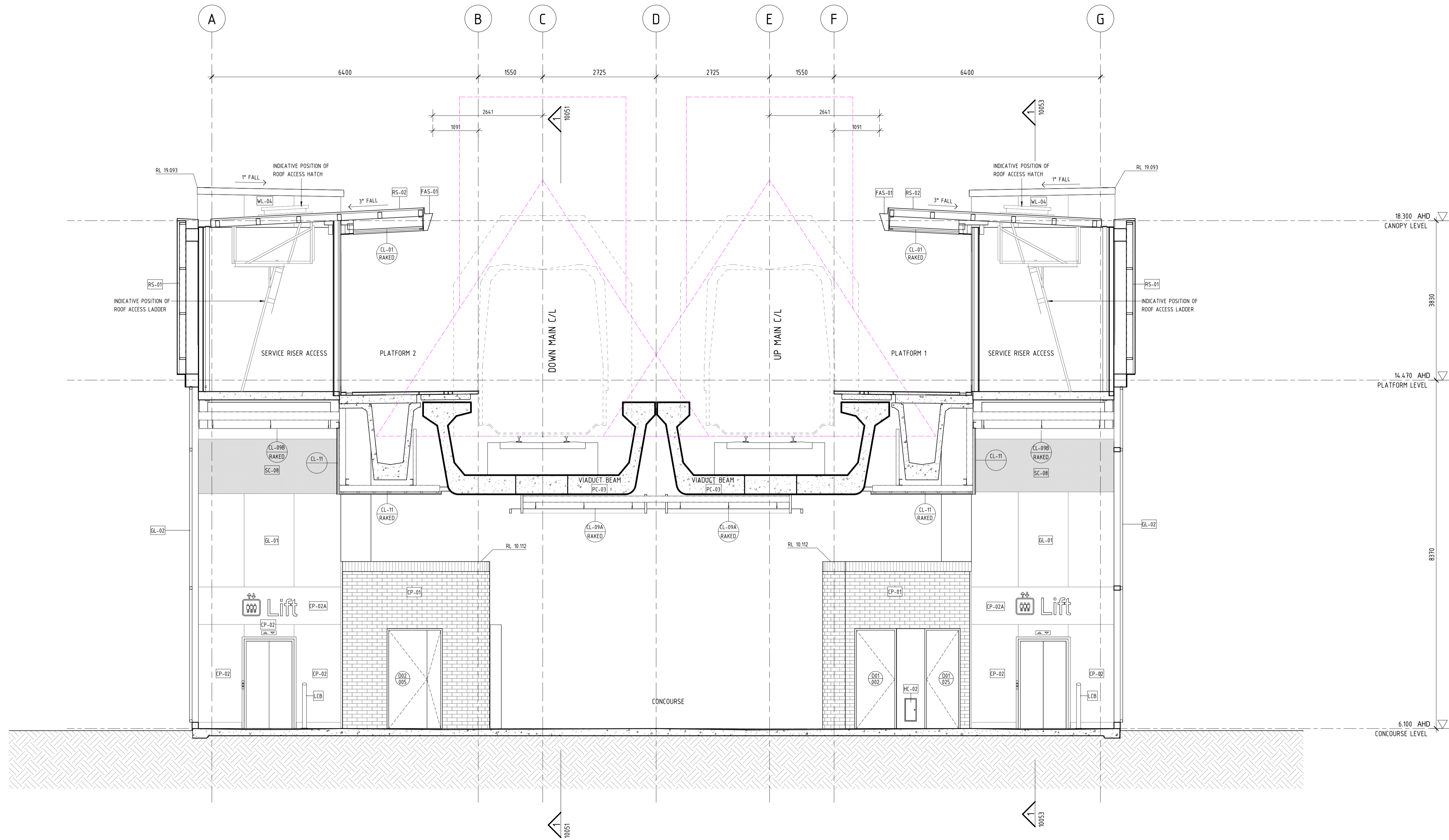
SCALE  
1:50  
DATUM  
HORIZONTAL: PCG20  
VERTICAL: AHD71

DESIGNED HASSELL  
DRAWN HASSELL  
CHECKED W. GREENSILL  
APPROVED B. HOY  
DATE

Government of Western Australia  
Public Transport Authority

VICTORIA PARK TO CANNING  
LEVEL CROSSING REMOVAL

BECKENHAM - ARCHITECTURAL  
GENERAL ARRANGEMENT  
SECTIONS - CROSS - SHEET 1  
PTA Drawing No: 04-A-74-AR10054 Rev: A1



2 SECTION 02  
10020 1:50

1:50 (A1) / 1:100 (A3) 0 0.5m 1 1.5 2 2.5 3 3.5 4 4.5 5 5.5 6 6.5 7 7.5

PRINT IN COLOUR

**REFERENCE DESIGN**

REV	DATE	ISSUE FOR INTERNAL REVIEW	HAS	HAS	WG	BH
A1	01.05.23	ISSUE FOR INTERNAL REVIEW	DSN	DRN	CHK	APP
AMENDMENT						
ORIG SIZE	0 10 20 30 40 50 100mm		This document must not be copied without PTA's written permission, and the contents thereof must not be imparted to a third party nor be used for any unauthorised purpose.			
A1	AT ORIGINAL PLOT SIZE					

ARMADALE LINE UPGRADE ALLIANCE  
Innovation to Reality

VALIDATION  
SIGNATURE  
DATE  
DATE APPROVED

REFERENCES

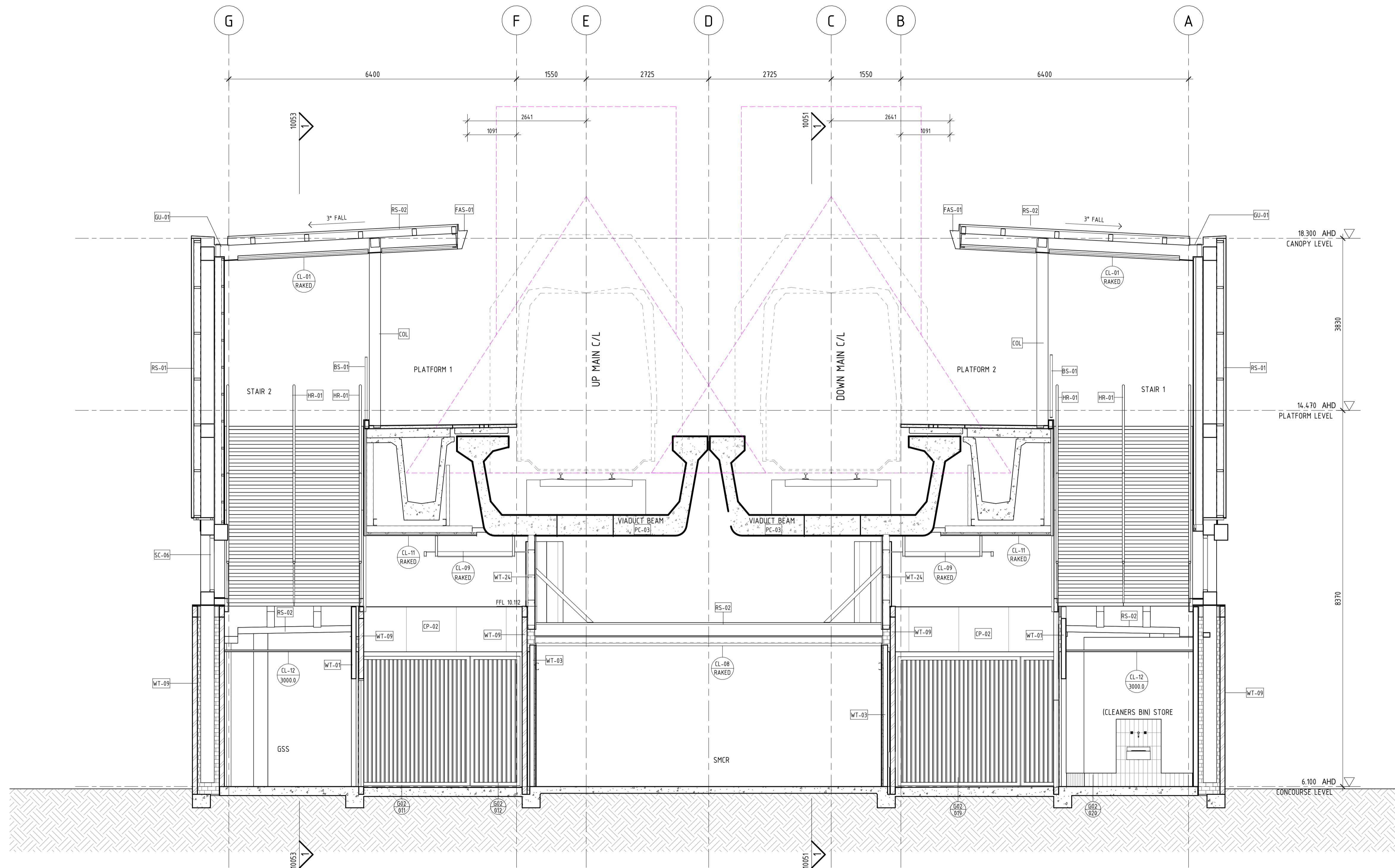
SCALE  
1:50  
DATUM  
HORIZONTAL: PCG20  
VERTICAL: AHD71

DESIGNED HASSELL  
DRAWN HASSELL  
CHECKED W. GREENSILL  
APPROVED B. HOY  
DATE

Government of Western Australia  
Public Transport Authority

VICTORIA PARK TO CANNING  
LEVEL CROSSING REMOVAL

BECKENHAM - ARCHITECTURAL  
GENERAL ARRANGEMENT  
SECTIONS - CROSS - SHEET 2  
PTA Drawing No: 04-A-74-AR10055 Rev: A1



**3 SECTION 03**  
10020 1:50

1:50 (A1) / 1:100 (A3) 0 0.5m 1 1.5 2 2.5 3 3.5 4 4.5 5 5.5 6 6.5 7 7.5

PRINT IN COLOUR

**REFERENCE DESIGN**

A1	01.05.23	ISSUE FOR INTERNAL REVIEW	HAS	HAS	WG	BH			
REV	DATE	AMENDMENT	DSN	DRN	CHK	APP			
ORIG SIZE	0 10 20 30 40 50 100mm		This document must not be copied without PTA's written permission, and the contents thereof must not be imparted to a third party nor be used for any unauthorised purpose.						
A1	AT ORIGINAL PLOT SIZE		Contractor No: LXR-P4-Z5-BK-SN-AR-DWG-00146						



VALIDATION  
SIGNATURE  
DATE  
DATE APPROVED

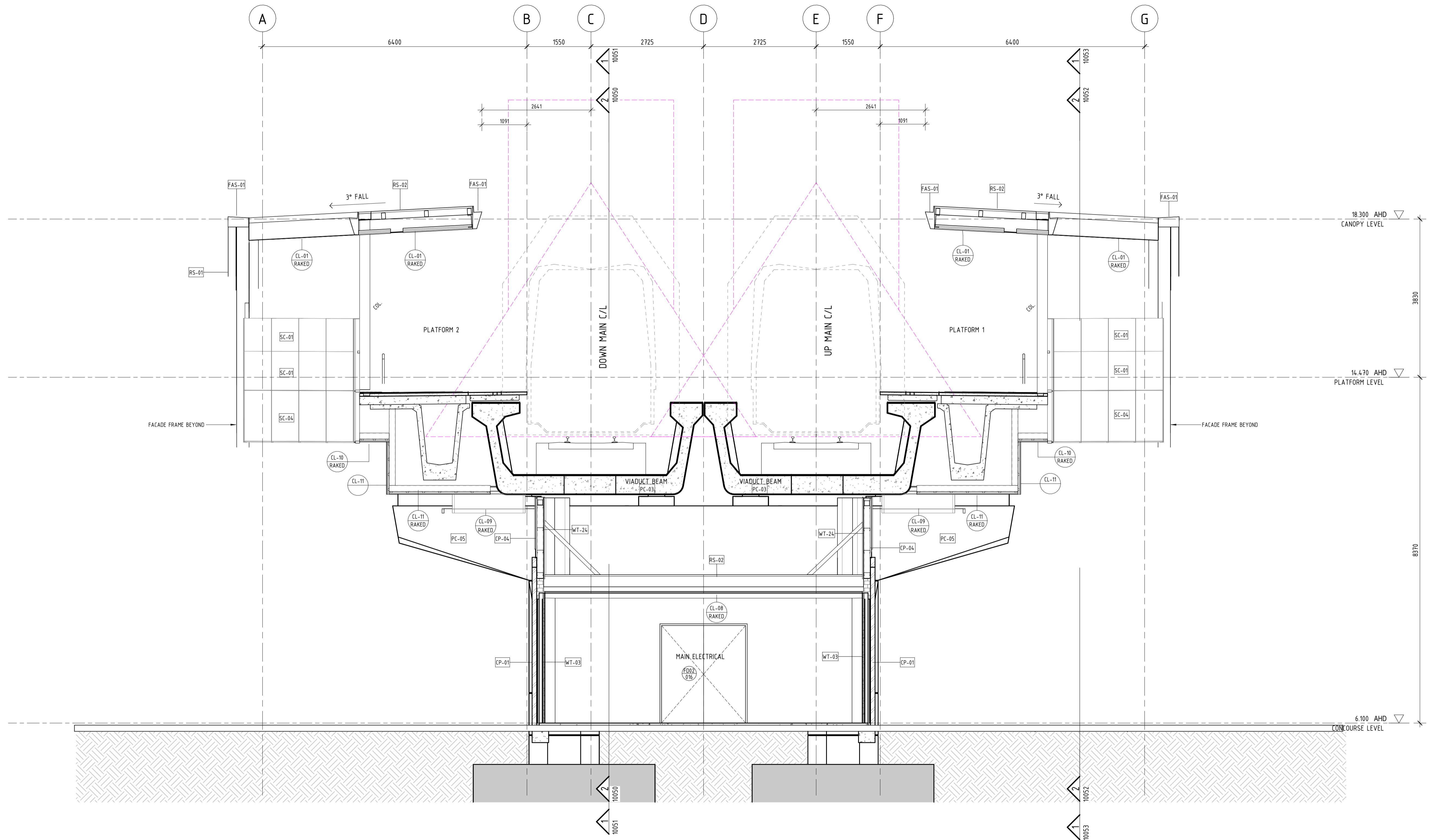
REFERENCES

SCALE  
1:50  
DATUM  
HORIZONTAL: PCG20  
VERTICAL: AHD71

DESIGNED HASSELL  
DRAWN HASSELL  
CHECKED W. GREENSILL  
APPROVED B. HOY  
DATE

Government of Western Australia  
Public Transport Authority  
VICTORIA PARK TO CANNING  
LEVEL CROSSING REMOVAL  
BECKENHAM - ARCHITECTURAL  
GENERAL ARRANGEMENT  
SECTIONS - CROSS - SHEET 3  
PTA Drawing No: 04-A-74-AR10056 Rev: A1





4 SECTION 04  
10019 1:50

1:50 (A1) / 1:100 (A3) 0 0.5m 1 1.5 2 2.5 3 3.5 4 4.5 5 5.5 6 6.5 7 7.5

PRINT IN COLOUR

**REFERENCE DESIGN**

A1	01.05.23	ISSUE FOR INTERNAL REVIEW	HAS	HAS	WG	BH			
REV	DATE	AMENDMENT	DSN	DRN	CHK	APP			
ORIG SIZE	0 10 20 30 40 50 100mm		This document must not be copied without PTA's written permission, and the contents thereof must not be imparted to a third party nor be used for any unauthorised purpose.						
A1	AT ORIGINAL PLOT SIZE		Contractor No: LXR-P4-Z5-BK-SN-AR-DWG-00147						

**ARMADALE LINE UPGRADE ALLIANCE**  
Innovation to Reality

VALIDATION  
SIGNATURE  
DATE  
DATE APPROVED

REFERENCES

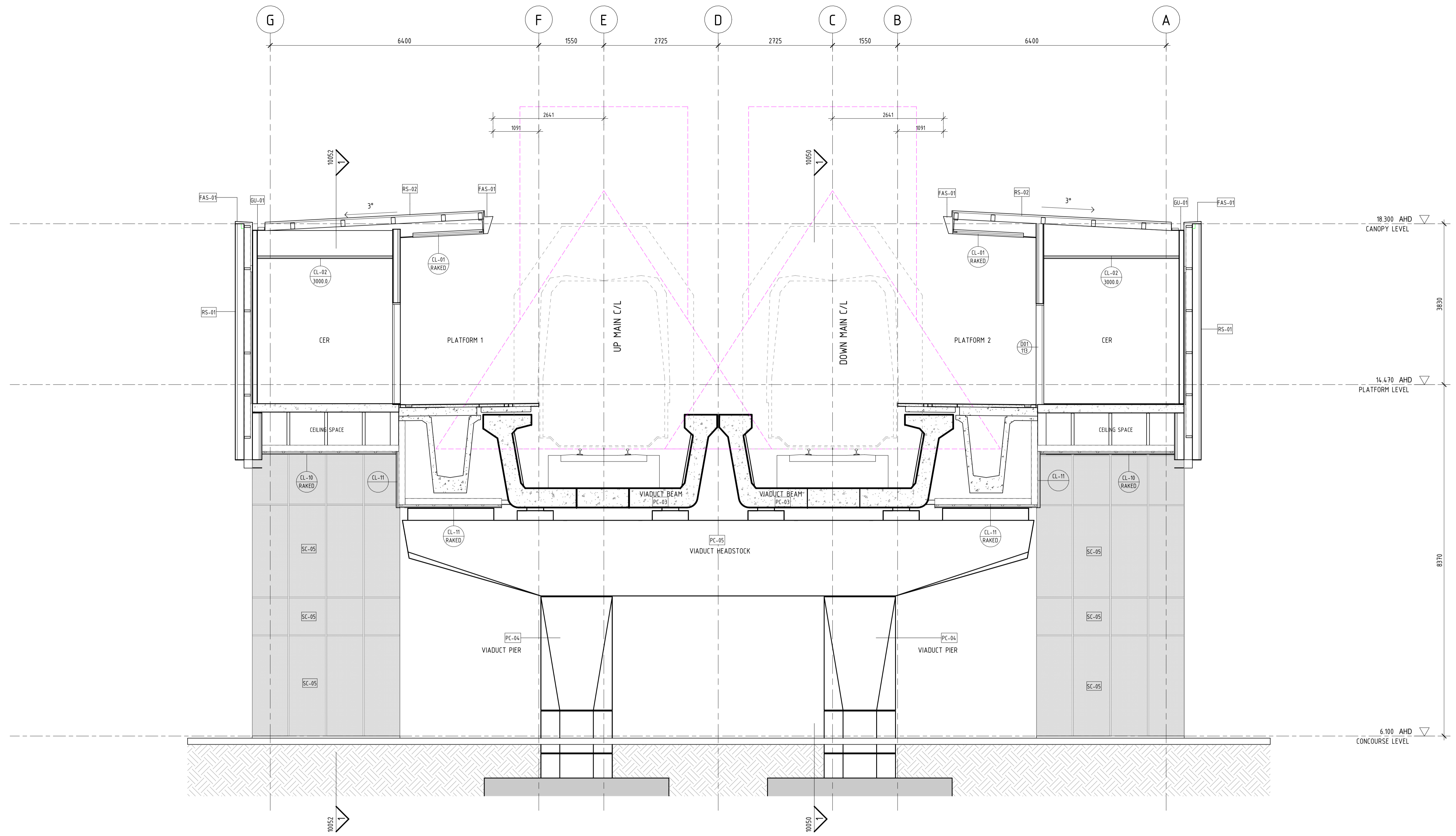
SCALE  
1:50  
DATUM  
HORIZONTAL: PCG20  
VERTICAL: AHD71

DESIGNED HASSELL  
DRAWN HASSELL  
CHECKED W. GREENSILL  
APPROVED B. HOY  
DATE

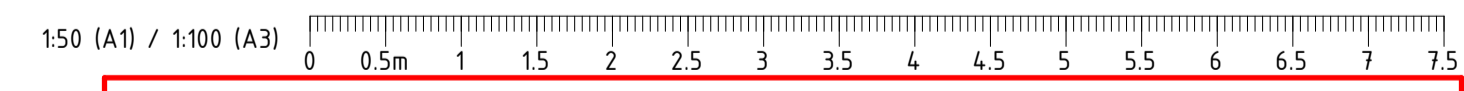
Government of Western Australia  
Public Transport Authority

VICTORIA PARK TO CANNING  
LEVEL CROSSING REMOVAL

BECKENHAM - ARCHITECTURAL  
GENERAL ARRANGEMENT  
SECTIONS - CROSS - SHEET 4  
PTA Drawing No: 04-A-74-AR10057 Rev: A1



5 SECTION 05  
10078 1:50



PRINT IN COLOUR

**REFERENCE DESIGN**

REV	DATE	ISSUE FOR INTERNAL REVIEW	HAS	HAS	WG	BH
A1	01.05.23		DSN	DRN	CHK	APP
AMENDMENT						
ORIG SIZE	0 10 20 30 40 50 100mm		This document must not be copied without PTA's written permission, and the contents thereof must not be imparted to a third party nor be used for any unauthorised purpose.			
A1	AT ORIGINAL PLOT SIZE					

ARMADALE LINE UPGRADE ALLIANCE  
Innovation to Reality

VALIDATION  
SIGNATURE  
DATE  
DATE APPROVED

REFERENCES

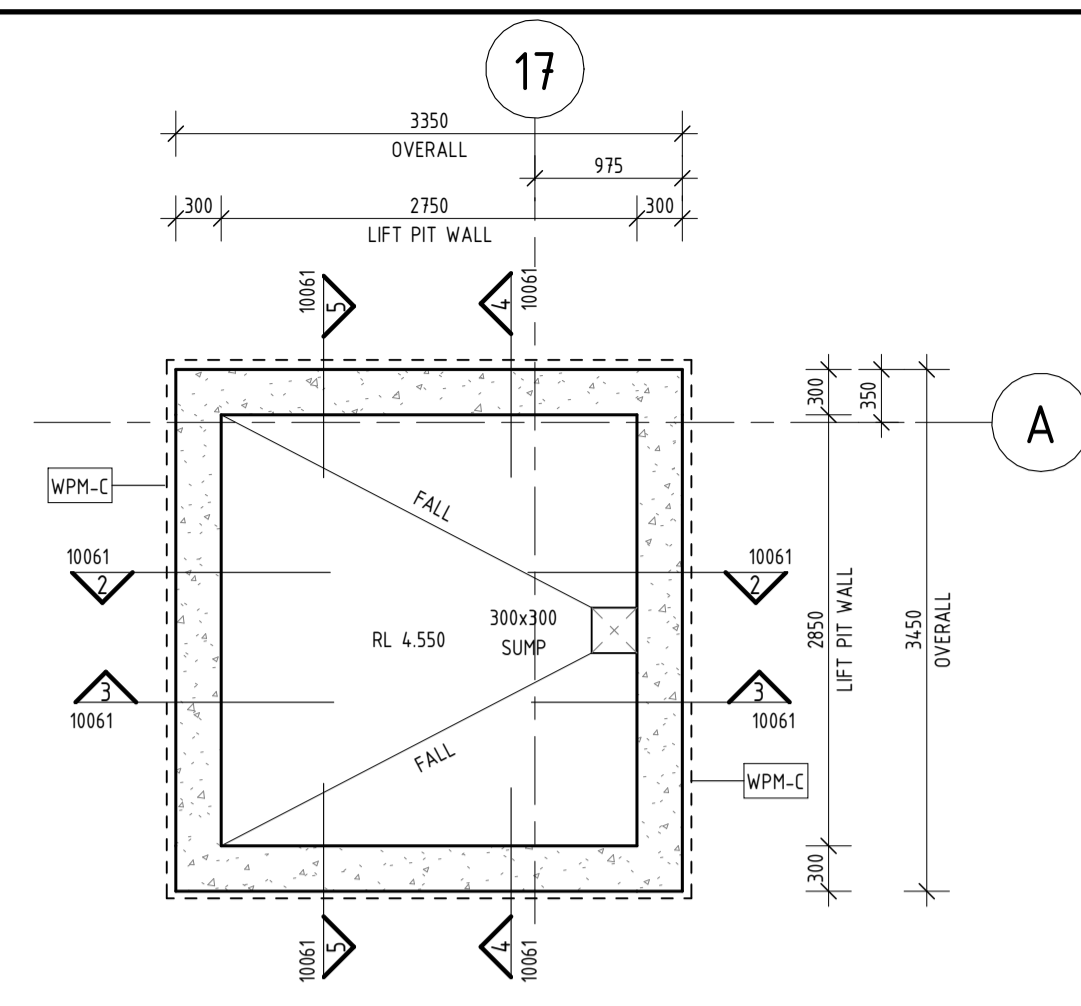
SCALE  
1:50  
DATUM  
HORIZONTAL: PCG20  
VERTICAL: AHD71

DESIGNED HASSELL  
DRAWN HASSELL  
CHECKED W. GREENSILL  
APPROVED B. HOY  
DATE

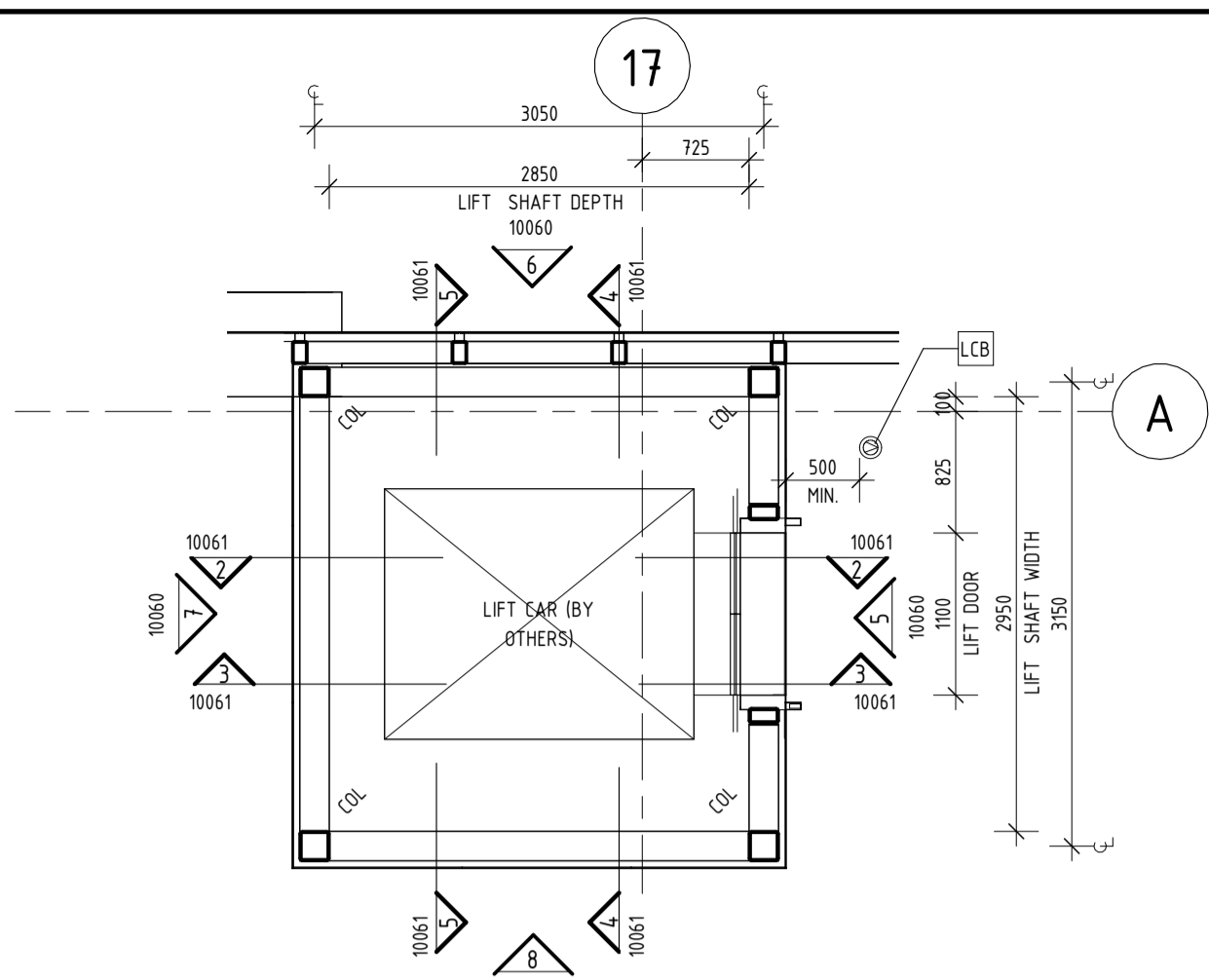
Government of Western Australia  
Public Transport Authority

VICTORIA PARK TO CANNING  
LEVEL CROSSING REMOVAL

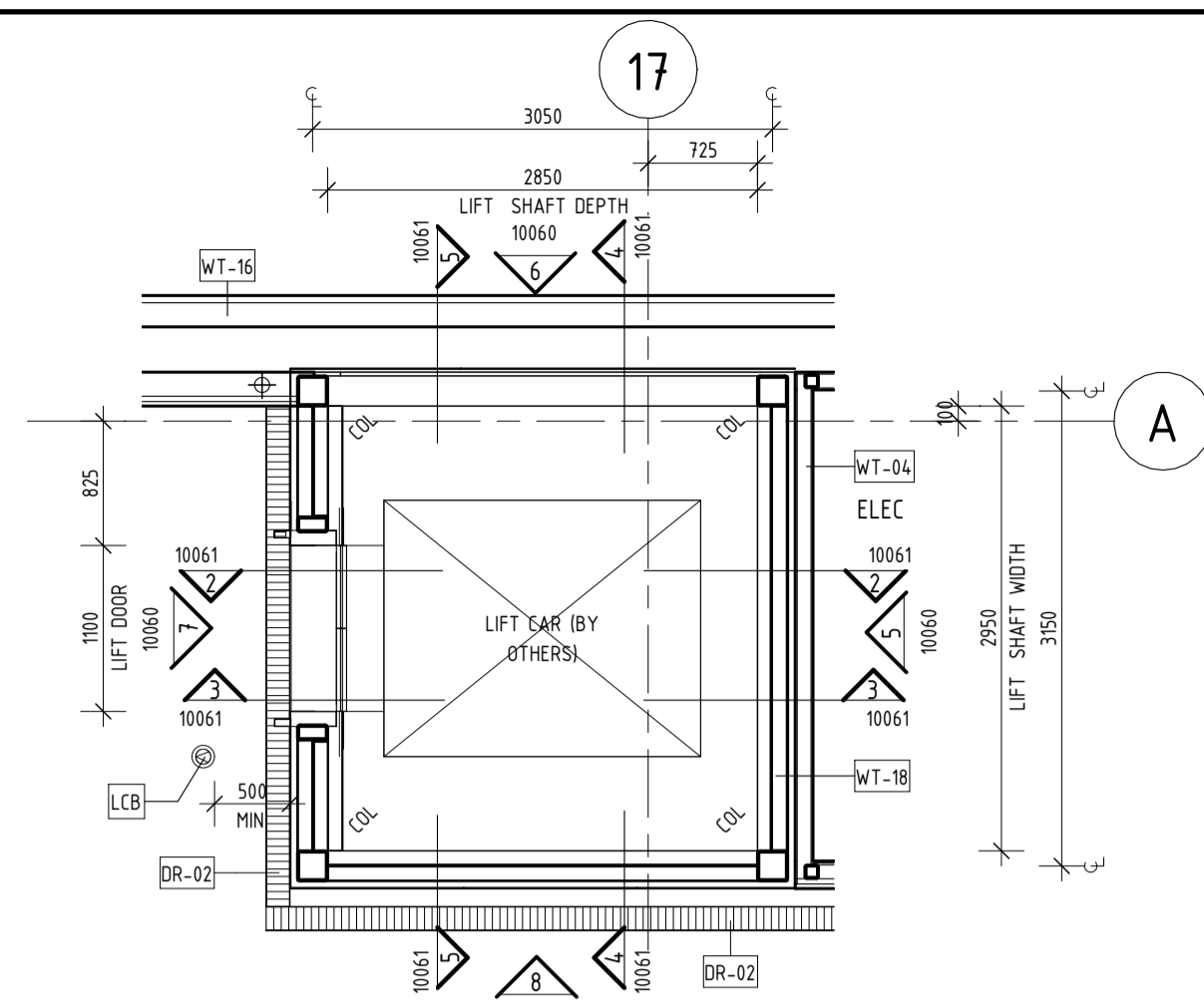
BECKENHAM - ARCHITECTURAL  
GENERAL ARRANGEMENT  
SECTIONS - CROSS - SHEET 5  
PTA Drawing No: 04-A-74-AR10058 Rev: A1



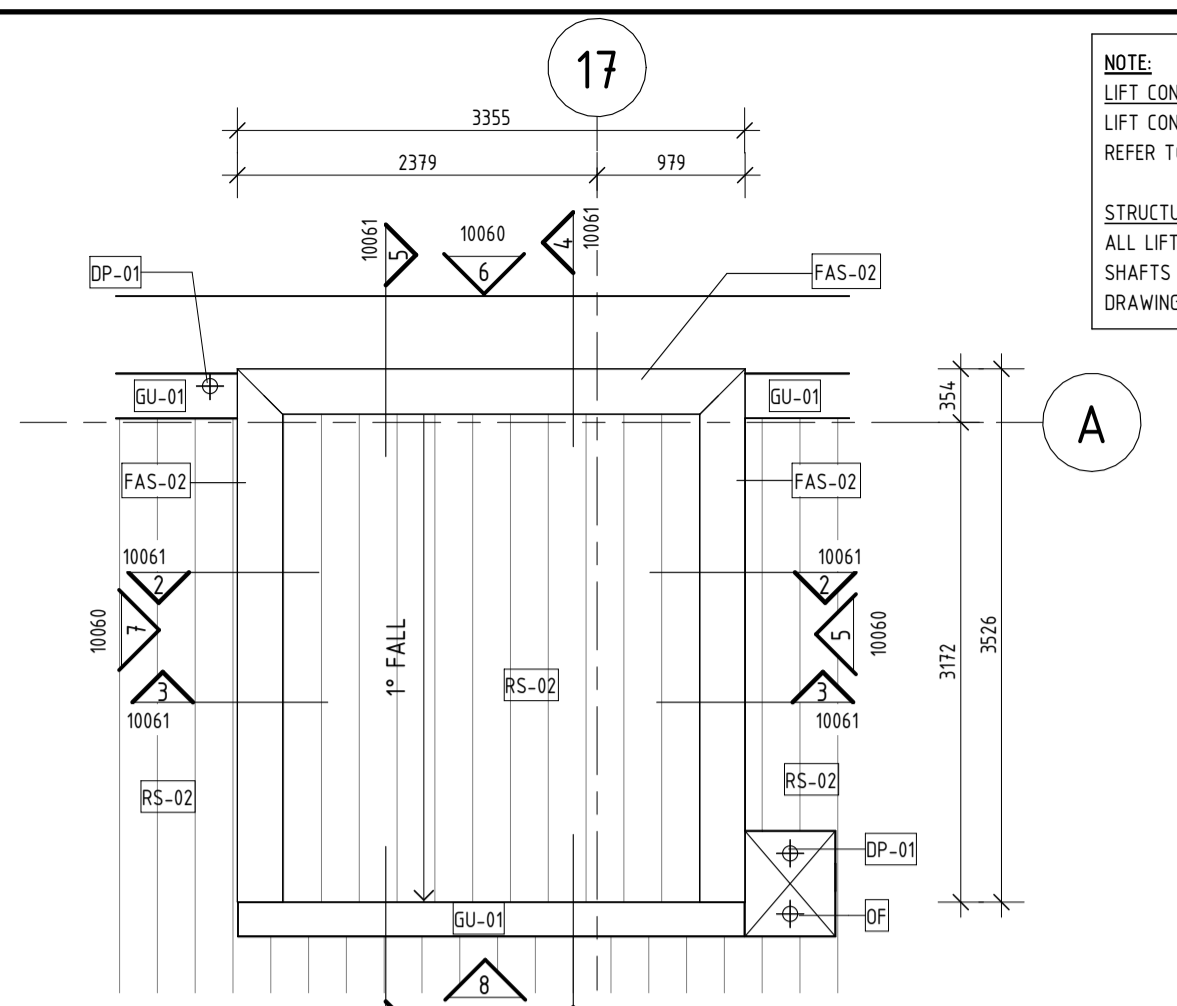
1 LIFT 1 - LIFT PIT PLAN  
--- 1:50



2 LIFT 1 - CONCOURSE PLAN  
--- 1:50

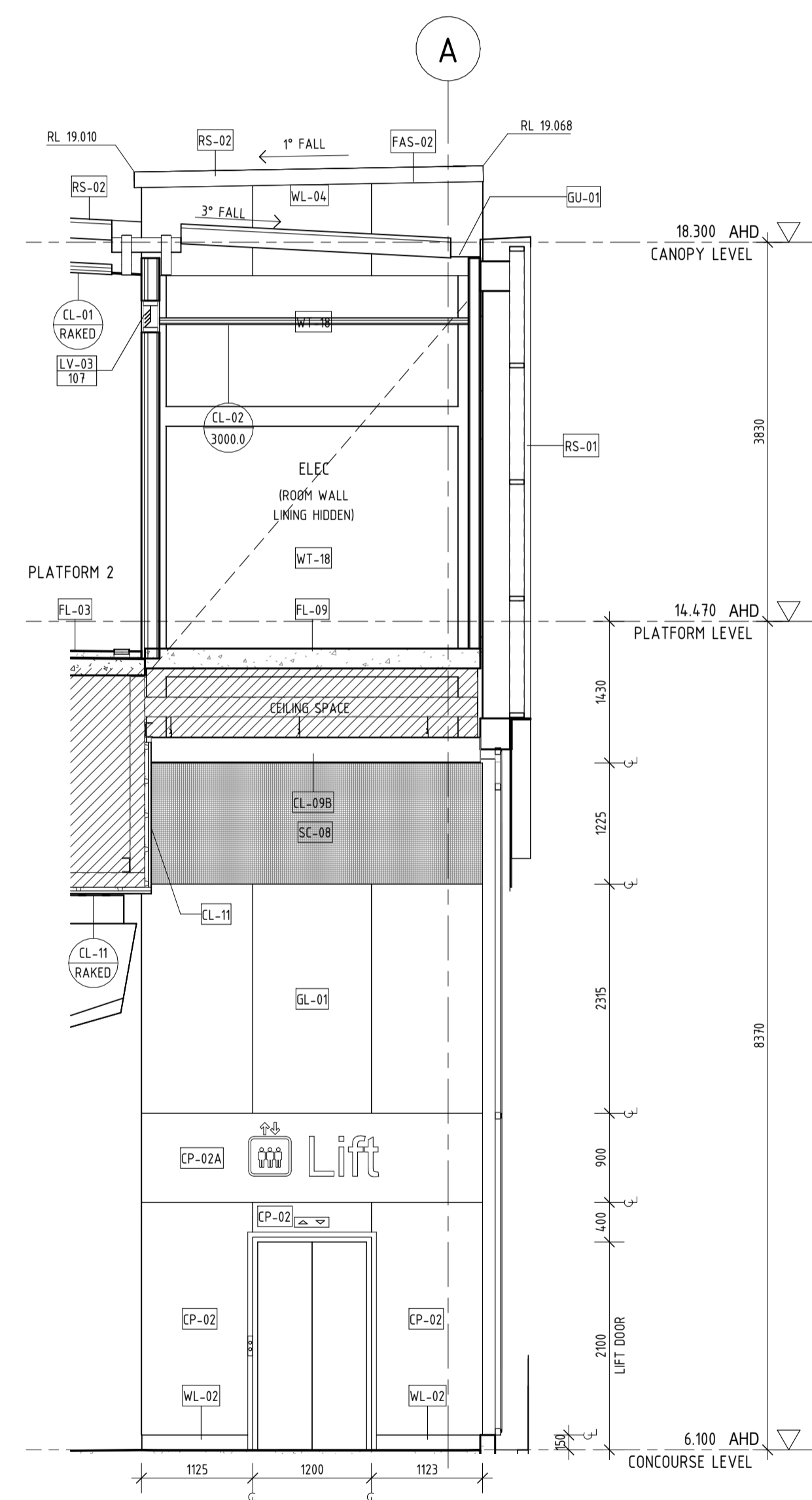


3 LIFT 1 - PLATFORM PLAN  
--- 1:50

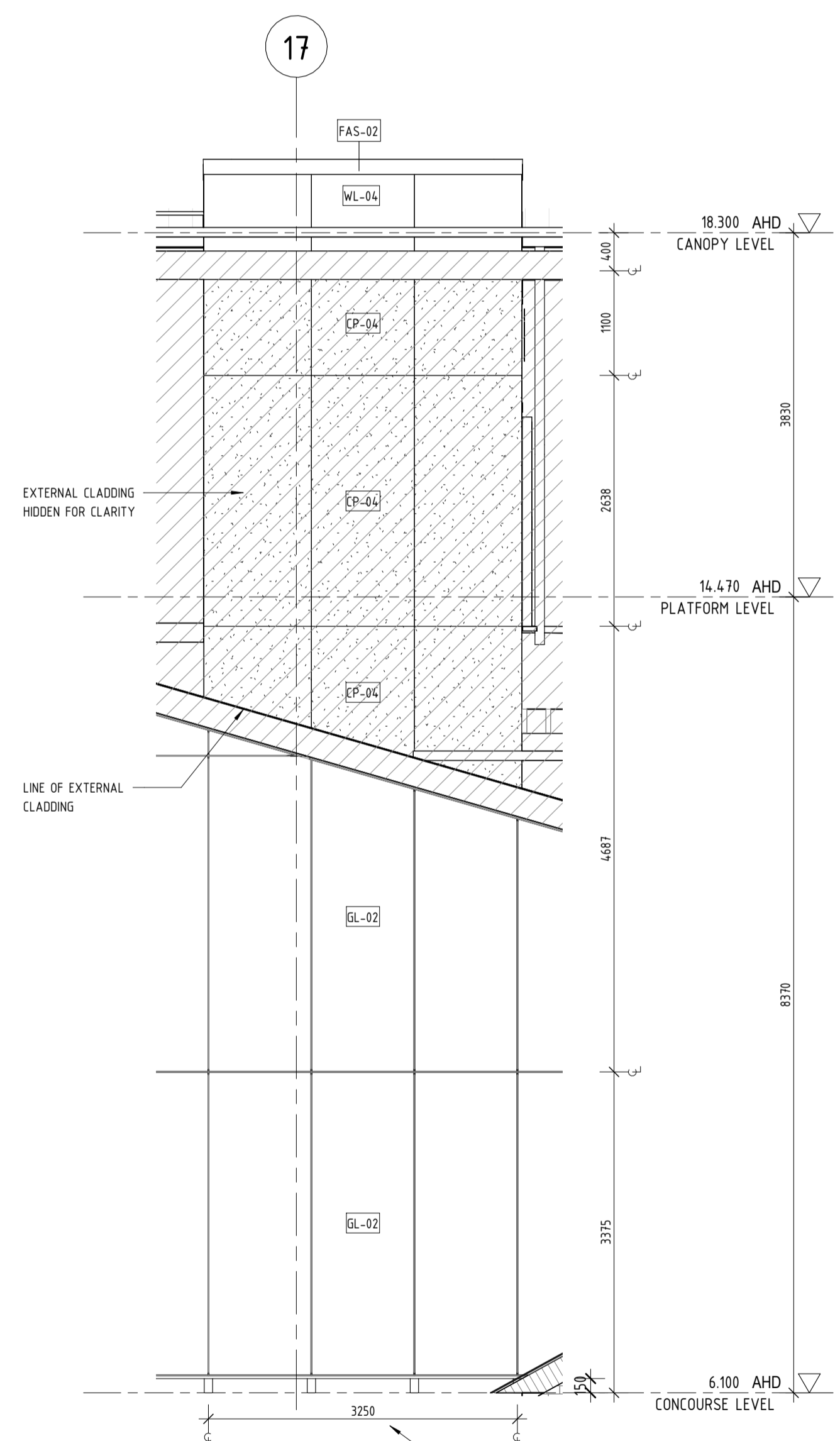


4 LIFT 1 - ROOF PLAN  
--- 1:50

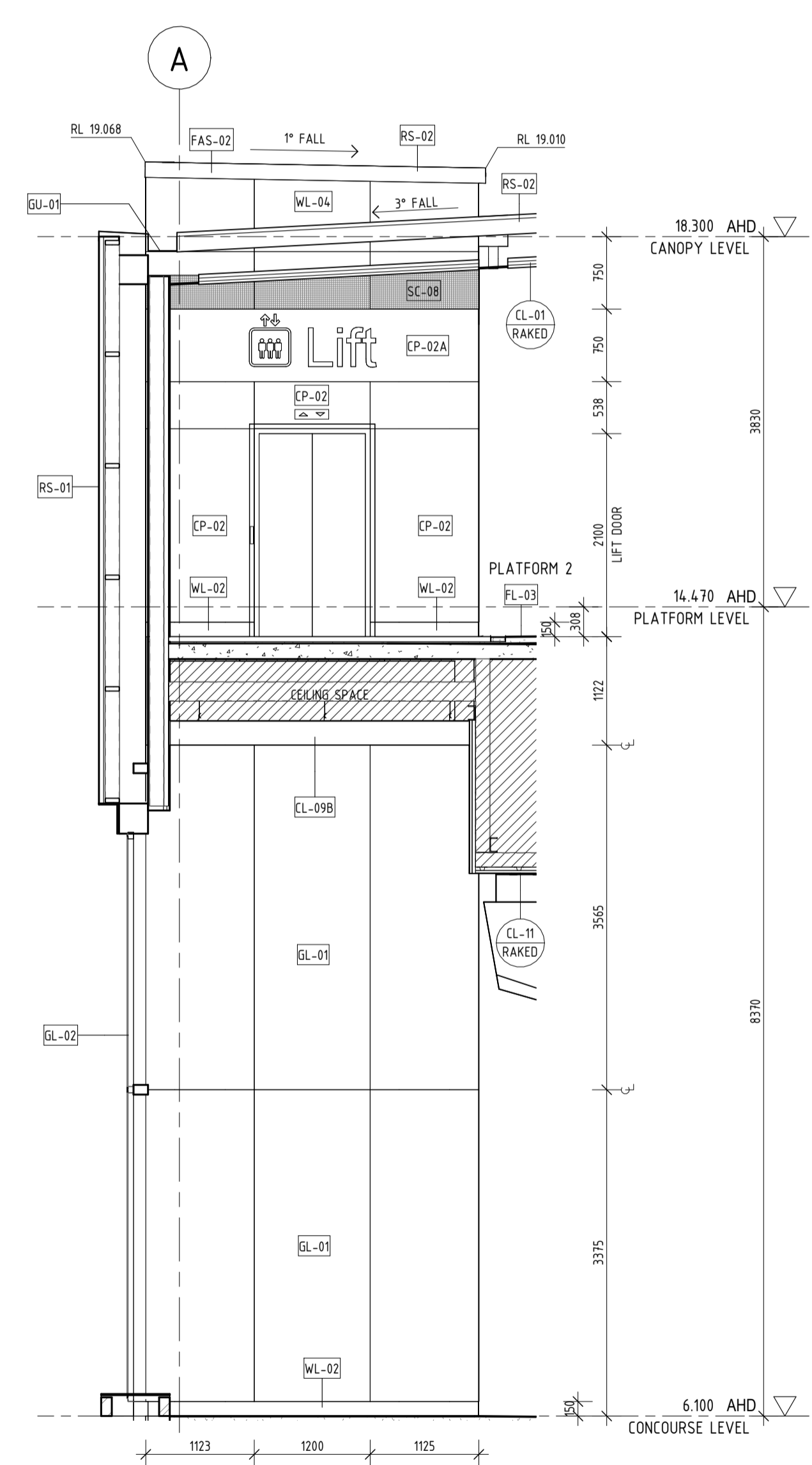
**NOTE:**  
LIFT CONTROLS AND DISPLAY SHOWN INDICATIVELY. REFER TO LIFT CONTRACTORS SHOP DRAWINGS TYP.  
**STRUCTURE:**  
ALL LIFT SPECIFIC SECONDARY STRUCTURE TO LIFT SHAFTS BY LIFT CONTRACTOR. REFER TO SHOP DRAWINGS TYP.



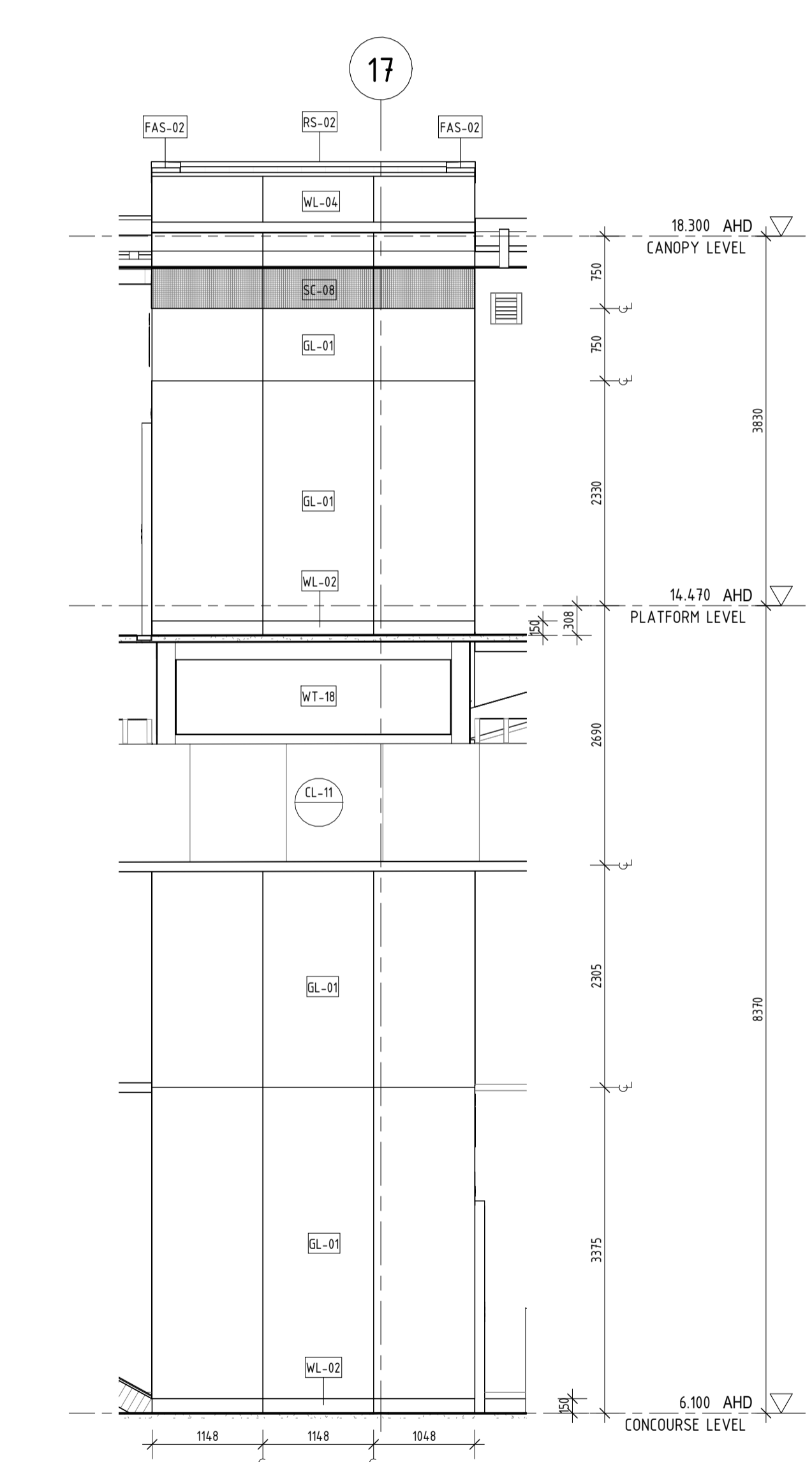
5 LIFT 1 - ELEVATION A  
--- 1:50



6 LIFT 1 - ELEVATION B  
--- 1:50



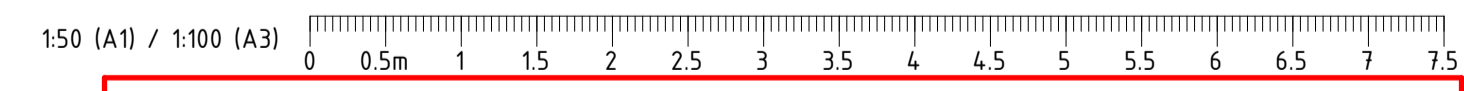
7 LIFT 1 - ELEVATION C  
--- 1:50



8 LIFT 1 - ELEVATION D  
--- 1:50

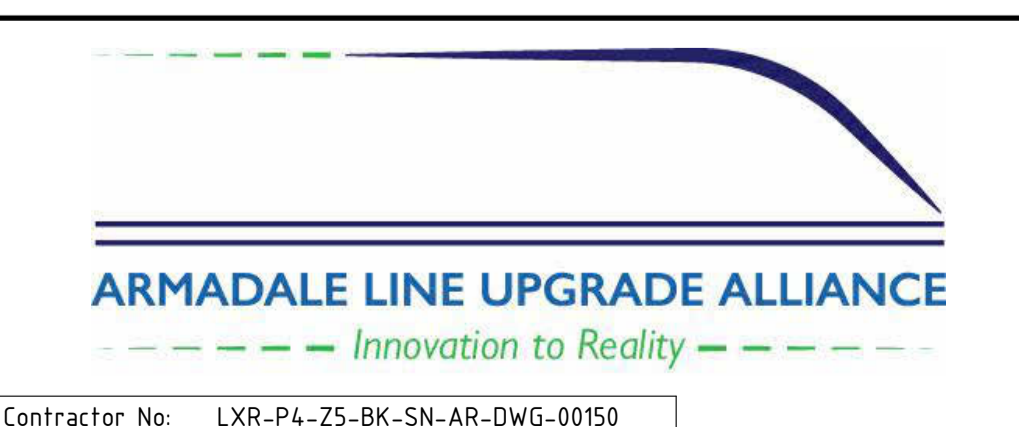
LIFT 1 SHOWN. LIFT 3 MIRRORED AND SET OUT OFF GRIDS 17 & G

PRINT IN COLOUR



**REFERENCE DESIGN**

REV	DATE	ISSUE FOR INTERNAL REVIEW	HAS	HAS	WG	BH
A1	01.05.23	AMENDMENT	DSN	DRN	CHK	APP
ORIG SIZE		This document must not be copied without PTA's written permission, and the contents thereof must not be imparted to a third party nor be used for any unauthorised purpose.				
A1		Contractor No: LXR-P4-Z5-BK-SN-AR-DWG-00150				



VALIDATION  
SIGNATURE  
DATE  
DATE APPROVED

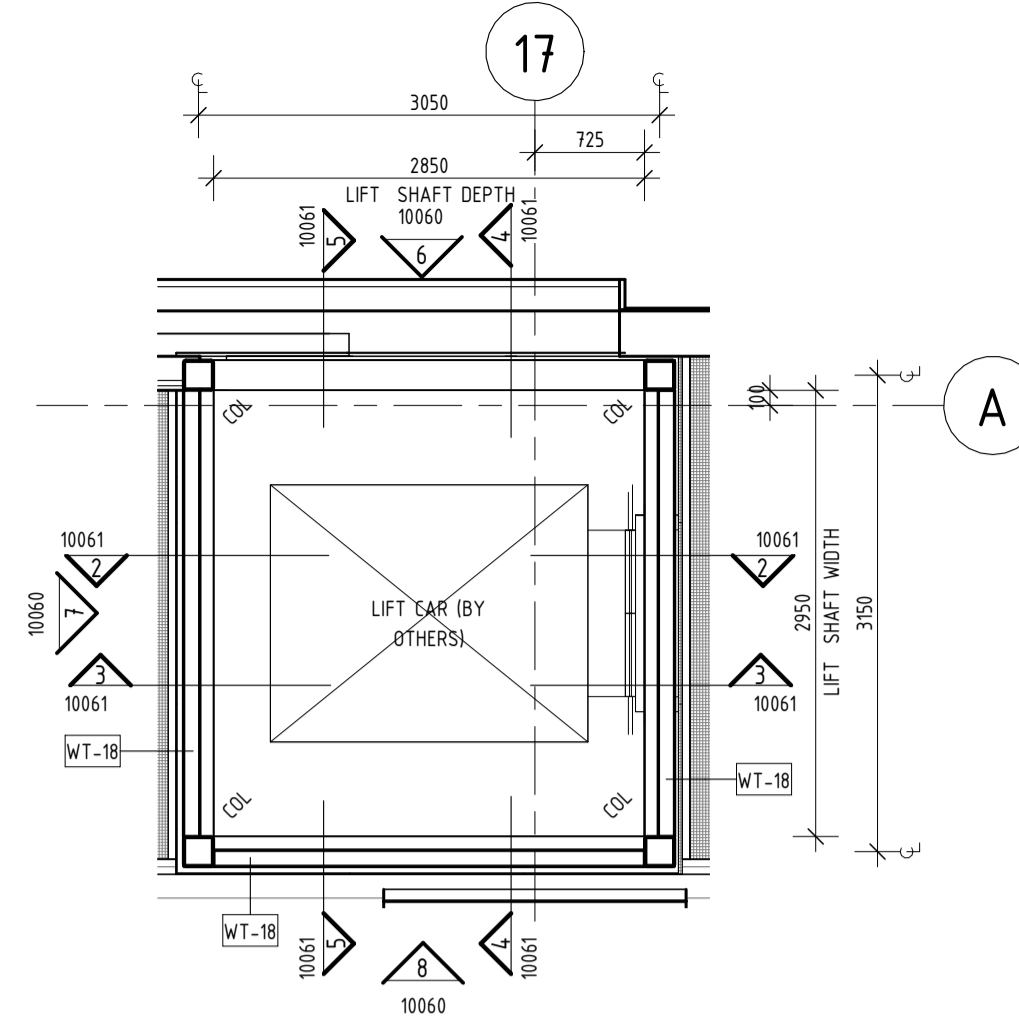
REFERENCES  
SCALE  
As indicated  
DATUM  
HORIZONTAL: PCG20  
VERTICAL: AHD71

DESIGNED HASSELL  
DRAWN HASSELL  
CHECKED W. GREENSILL  
APPROVED B. HOY  
DATE

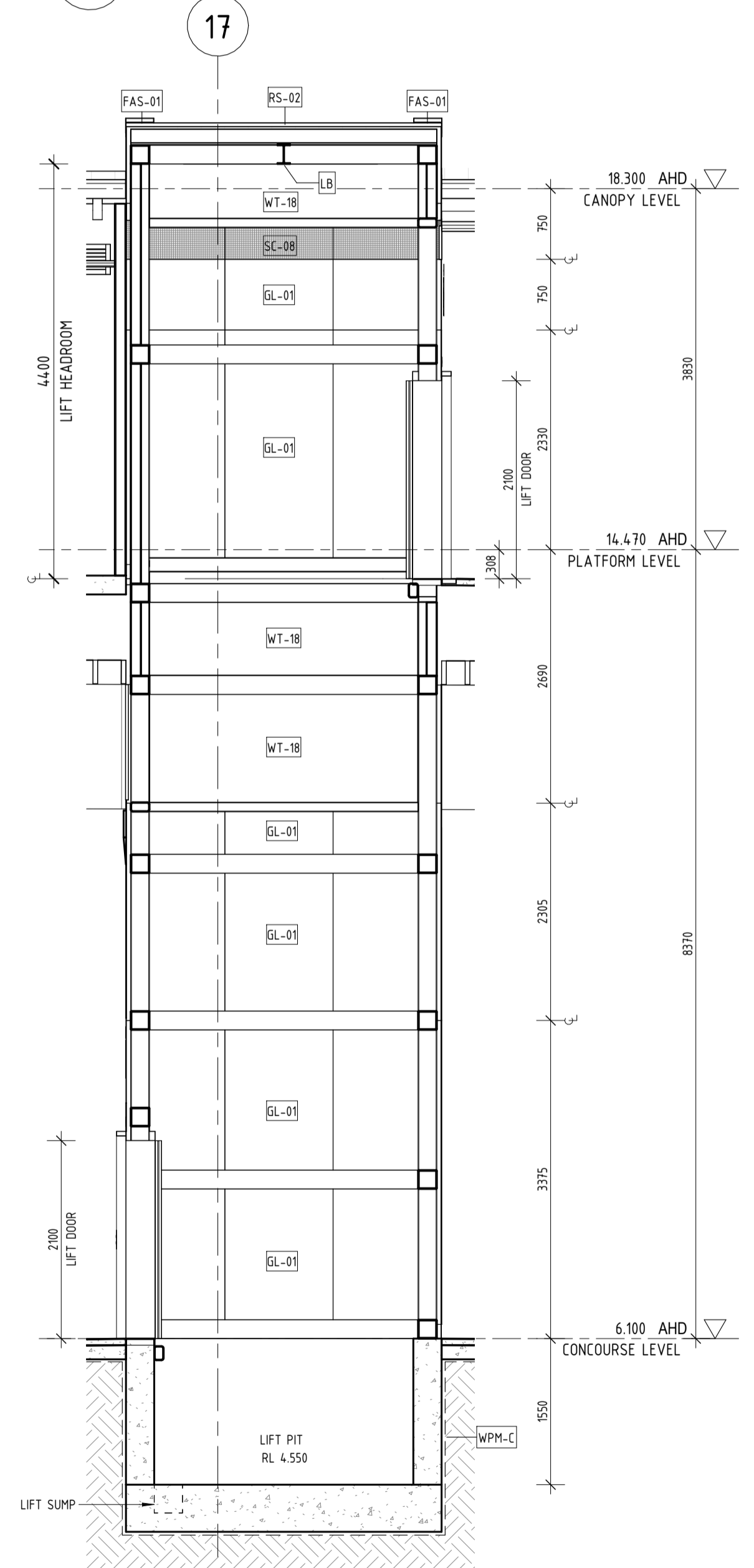
Government of Western Australia  
Public Transport Authority  
VICTORIA PARK TO CANNING  
LEVEL CROSSING REMOVAL  
BECKENHAM - ARCHITECTURAL  
VERTICAL TRANSPORT  
LIFT 1 PLANS AND ELEVATIONS  
PTA Drawing No: 04-A-74-AR10060 Rev: A1

LIFT 1 SHOWN. LIFT 3 MIRRORED AND SET OUT OFF GRIDS 17 & G

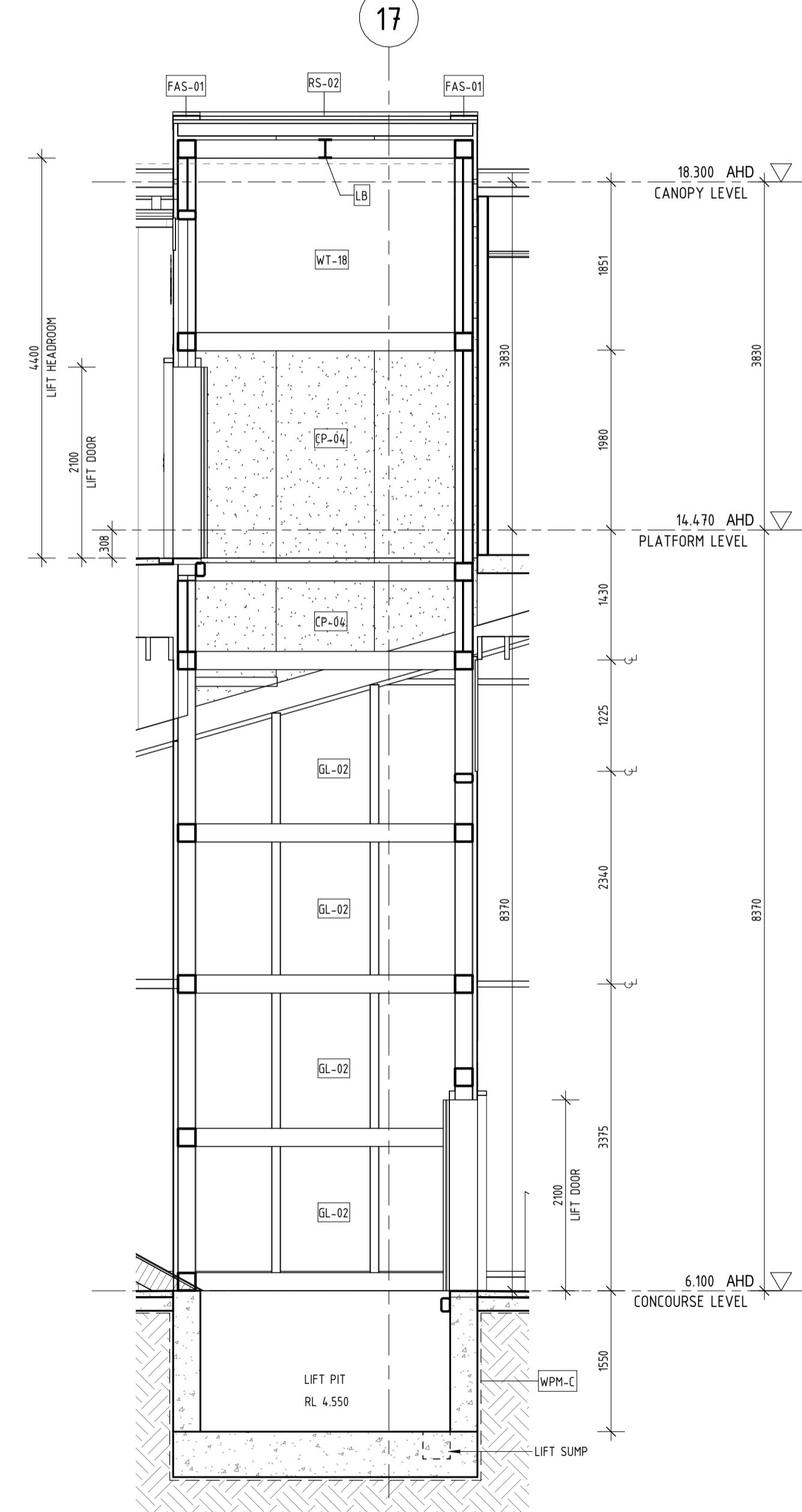
**NOTE:**  
**LIFT CONTROLS**  
 LIFT CONTROLS AND DISPLAY SHOWN INDICATIVELY. REFER TO LIFT CONTRACTORS SHOP DRAWINGS TYP.  
**STRUCTURE**  
 ALL LIFT SPECIFIC SECONDARY STRUCTURE TO LIFT SHAFTS BY LIFT CONTRACTOR. REFER TO SHOP DRAWINGS TYP.



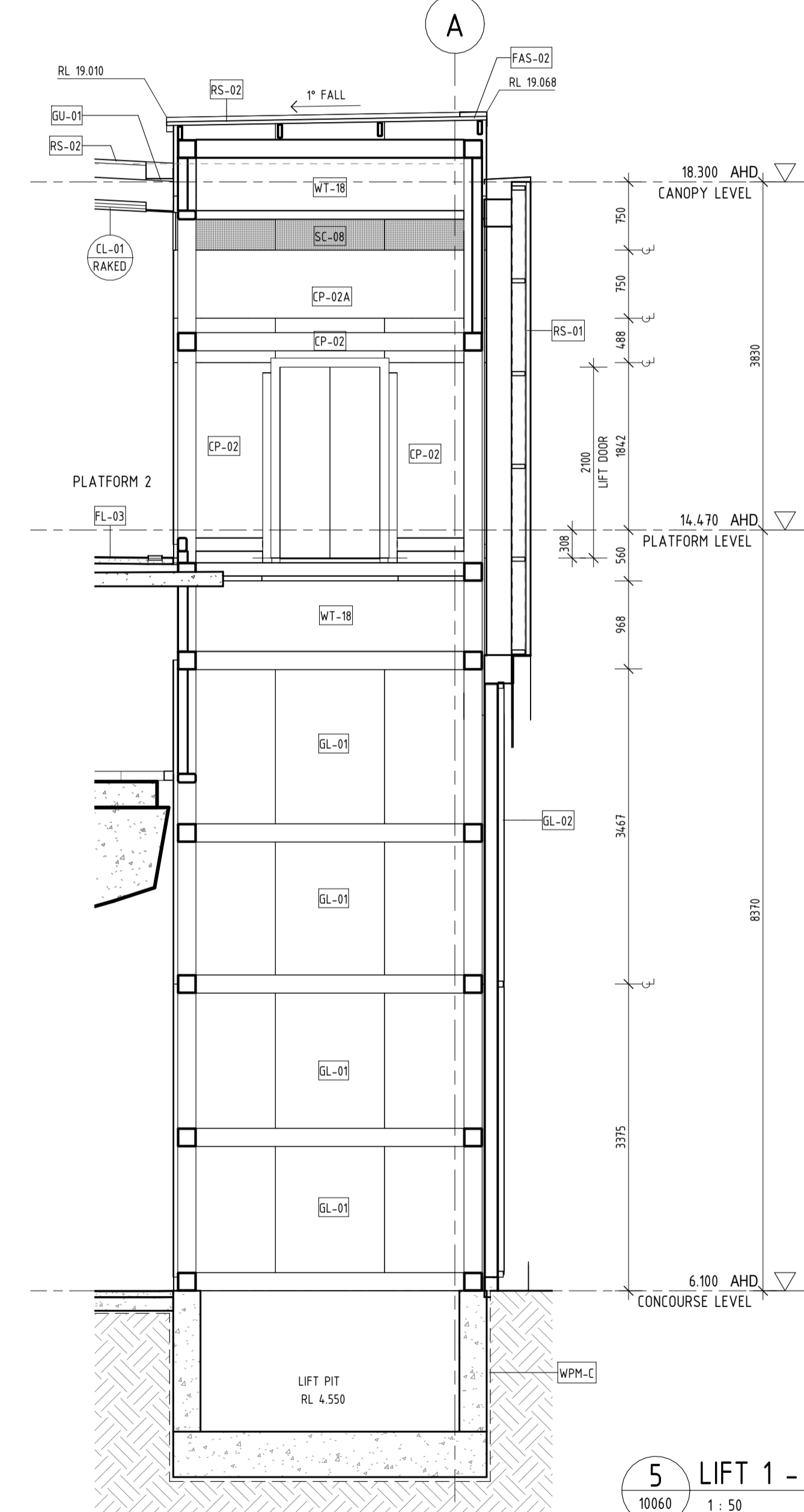
1 LIFT 1 - CONCOURSE CEILING LEVEL PLAN  
 1 : 50



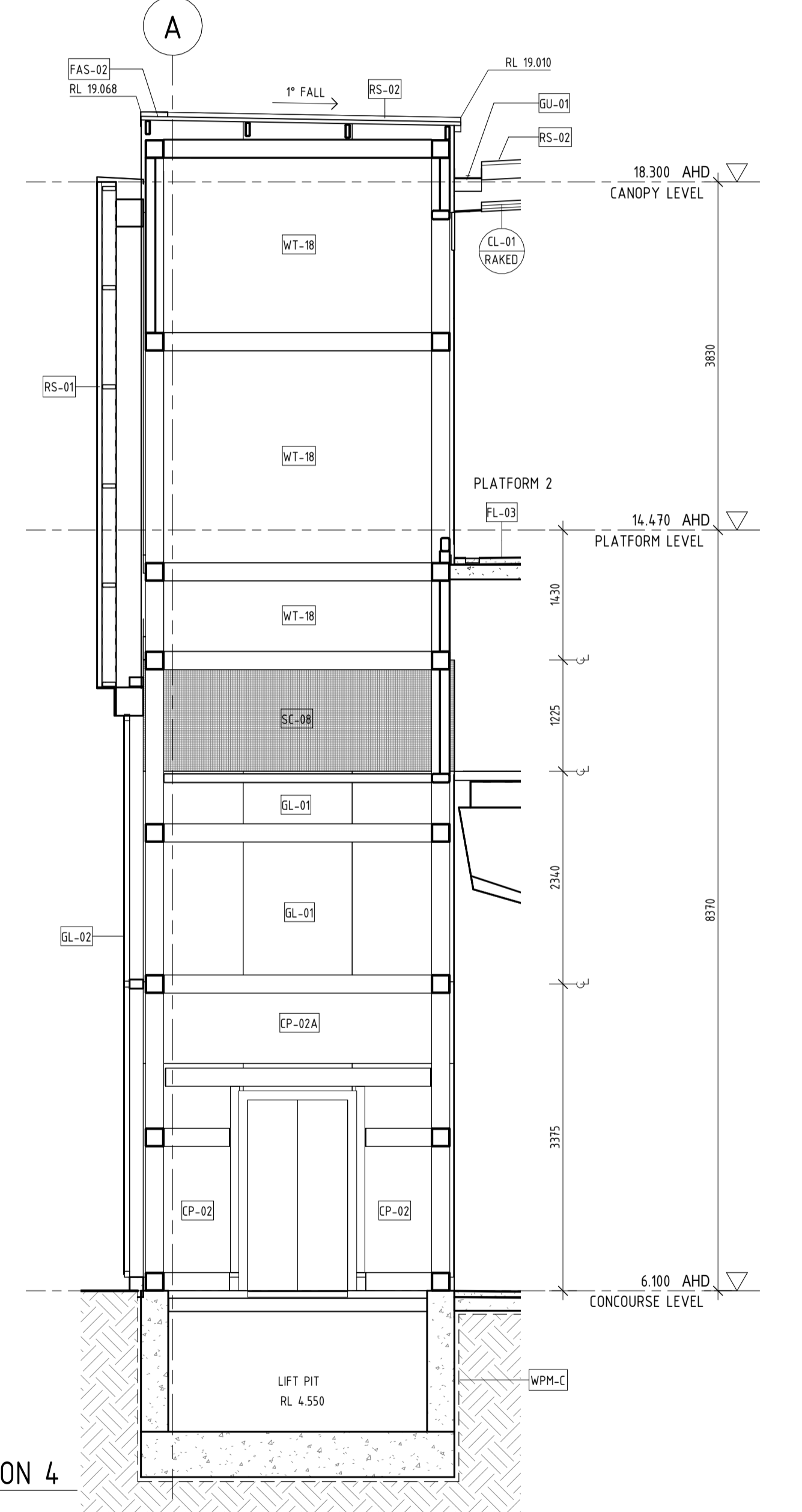
2 LIFT 1 - SECTION 1  
 10060 1 : 50



3 LIFT 1 - SECTION 2  
 10060 1 : 50



4 LIFT 1 - SECTION 3  
 10060 1 : 50



5 LIFT 1 - SECTION 4  
 10060 1 : 50



PRINT IN COLOUR

**REFERENCE DESIGN**

Government of Western Australia  
 Public Transport Authority

VICTORIA PARK TO CANNING  
 LEVEL CROSSING REMOVAL

BECKENHAM - ARCHITECTURAL  
 VERTICAL TRANSPORT  
 LIFT 1 SECTIONS  
 PTA Drawing No: 04-A-74-AR10061 Rev: A1

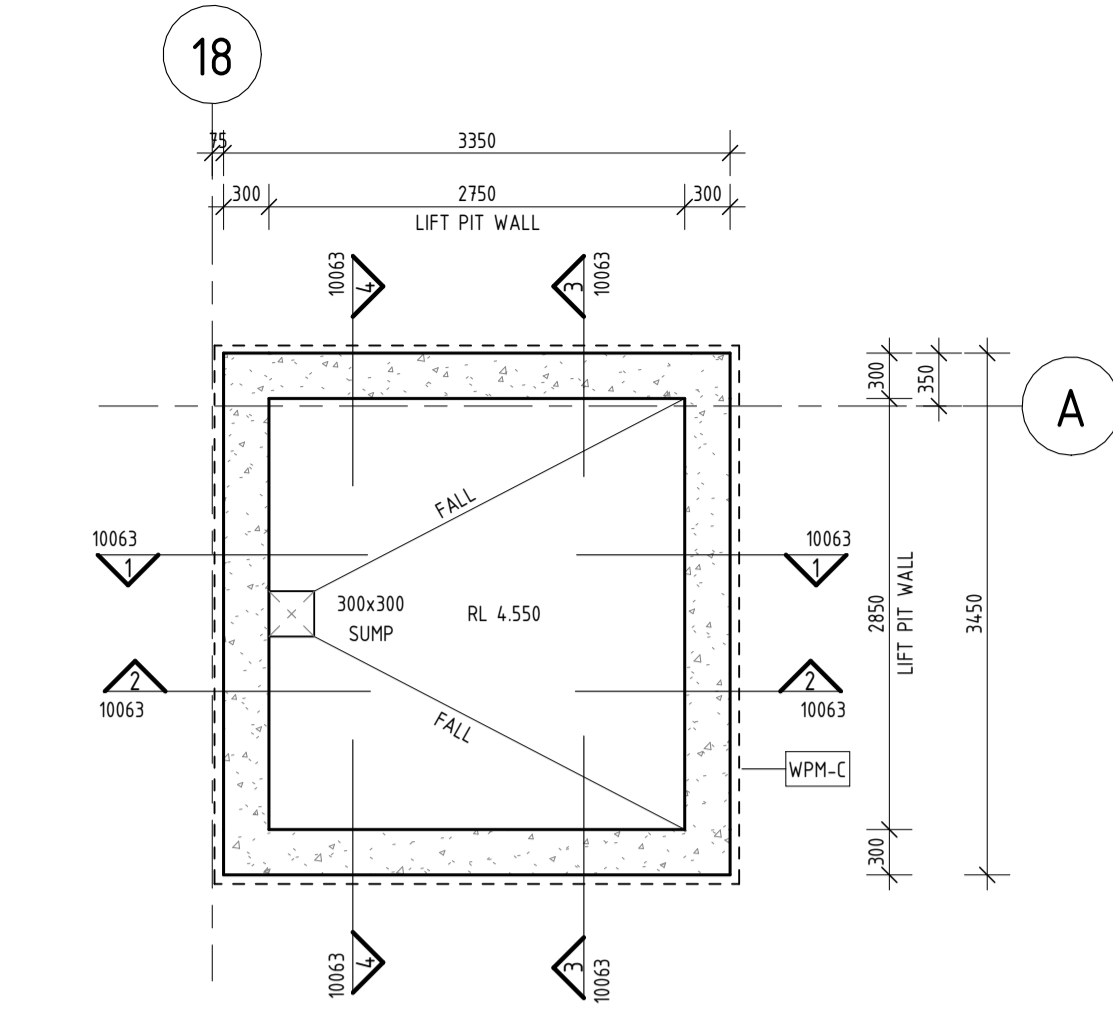
REV	DATE	ISSUE FOR INTERNAL REVIEW	HAS	HAS	WG	BH
A1	01.05.23	AMENDMENT	DSN	DRN	CHK	APP
ORIG SIZE		This document must not be copied without PTA's written permission, and the contents thereof must not be imparted to a third party nor be used for any unauthorised purpose.				
A1		AT ORIGINAL PLOT SIZE				

**ARMADALE LINE UPGRADE ALLIANCE**  
 Innovation to Reality

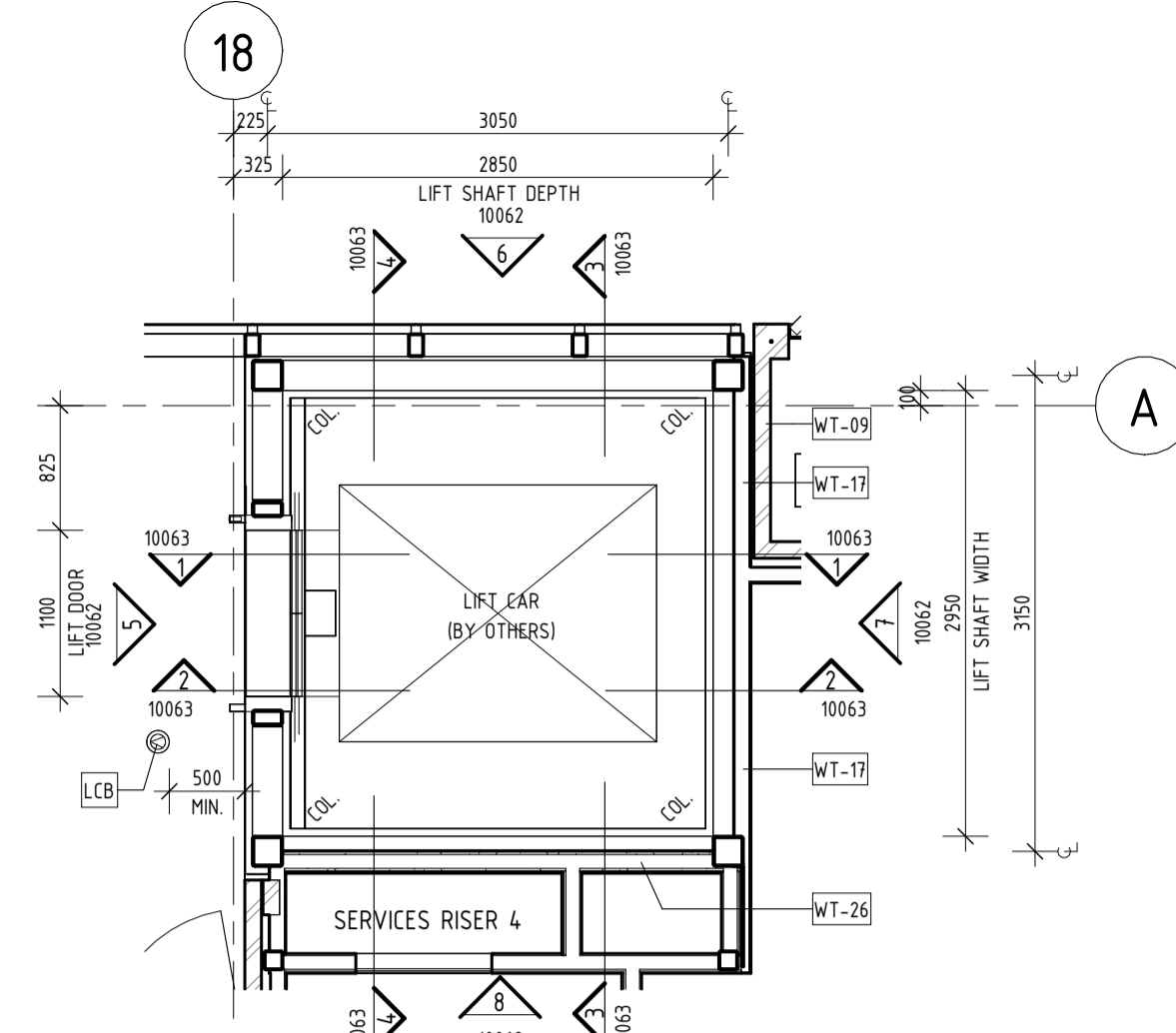
Contractor No: LXR-P4-Z5-BK-SN-AR-DWG-00151

VALIDATION	REFERENCES	SCALE	DESIGNED
SIGNATURE		As indicated	HASSELL
DATE		DATUM	DRAWN
DATE APPROVED		HORIZONTAL: PCG20	HASSELL
		VERTICAL: AHD71	CHECKED
			W. GREENSILL
			APPROVED
			B. HOY
			DATE

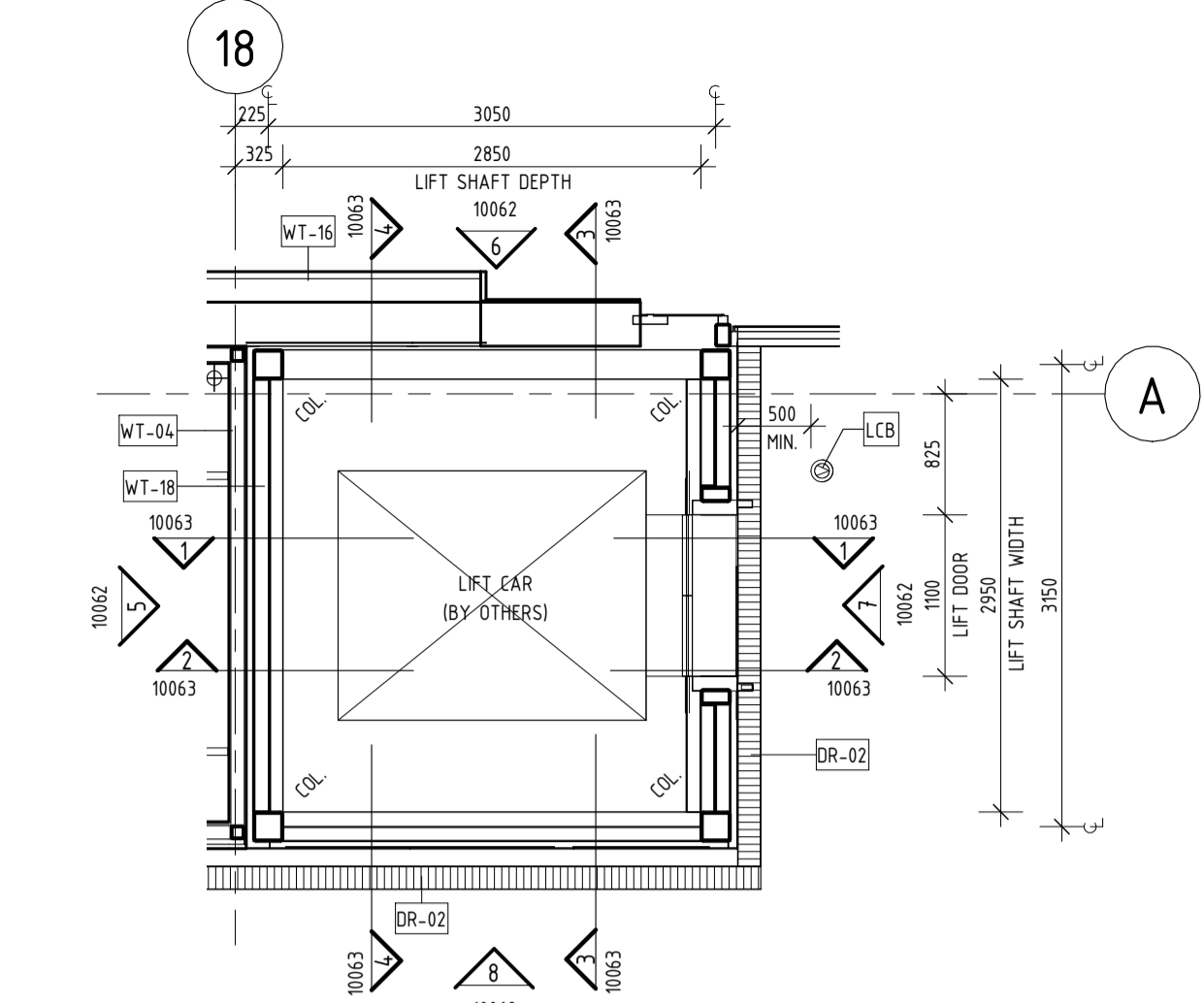
**NOTE:**  
 LIFT CONTROLS AND DISPLAY SHOWN INDICATIVELY. REFER TO LIFT CONTRACTORS SHOP DRAWINGS TYP.  
 STRUCTURE  
 ALL LIFT SPECIFIC SECONDARY STRUCTURE TO LIFT SHAFTS BY LIFT CONTRACTOR. REFER TO SHOP DRAWINGS TYP.



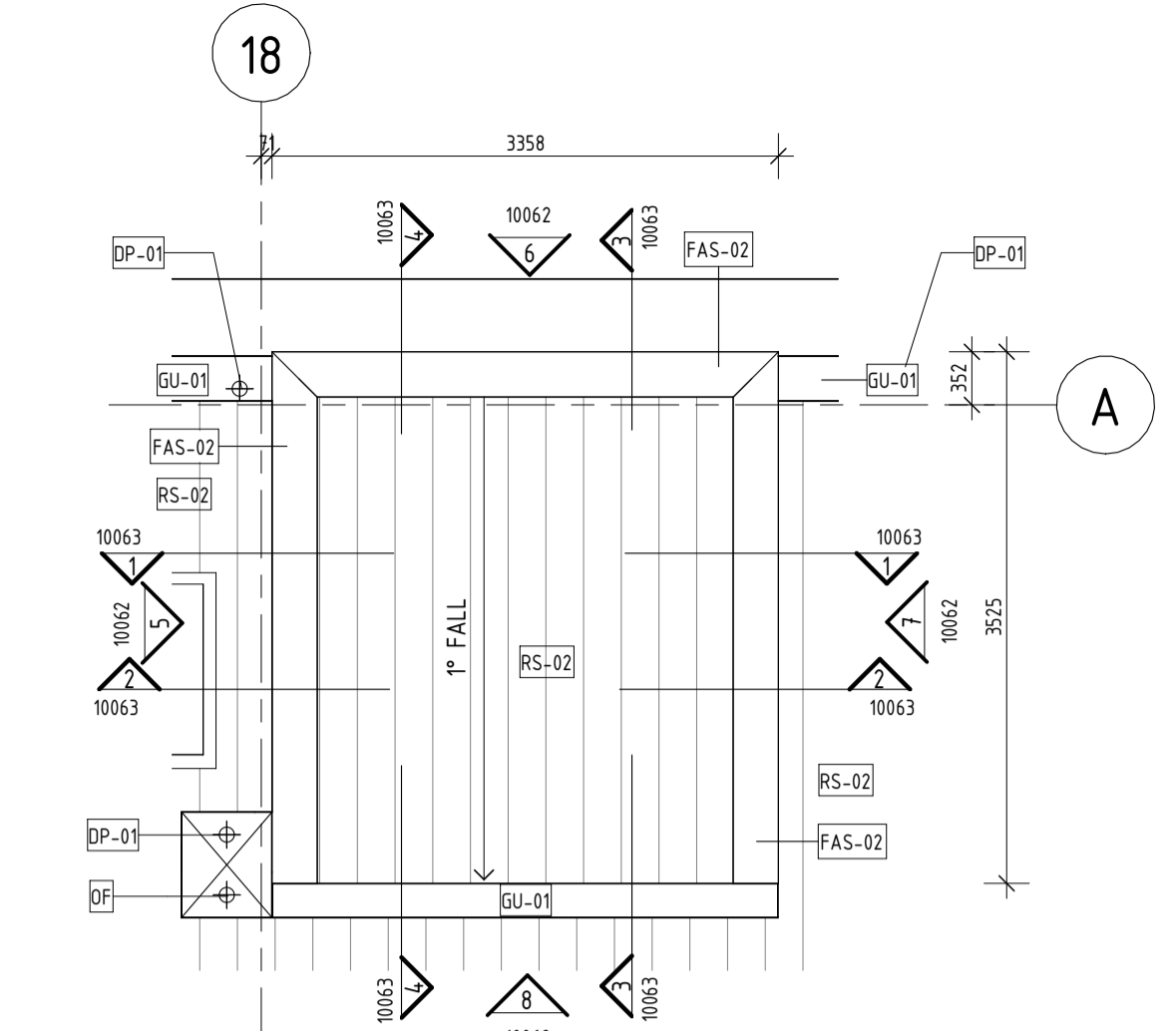
1 LIFT 2 - LIFT PIT PLAN  
 --- 1:50



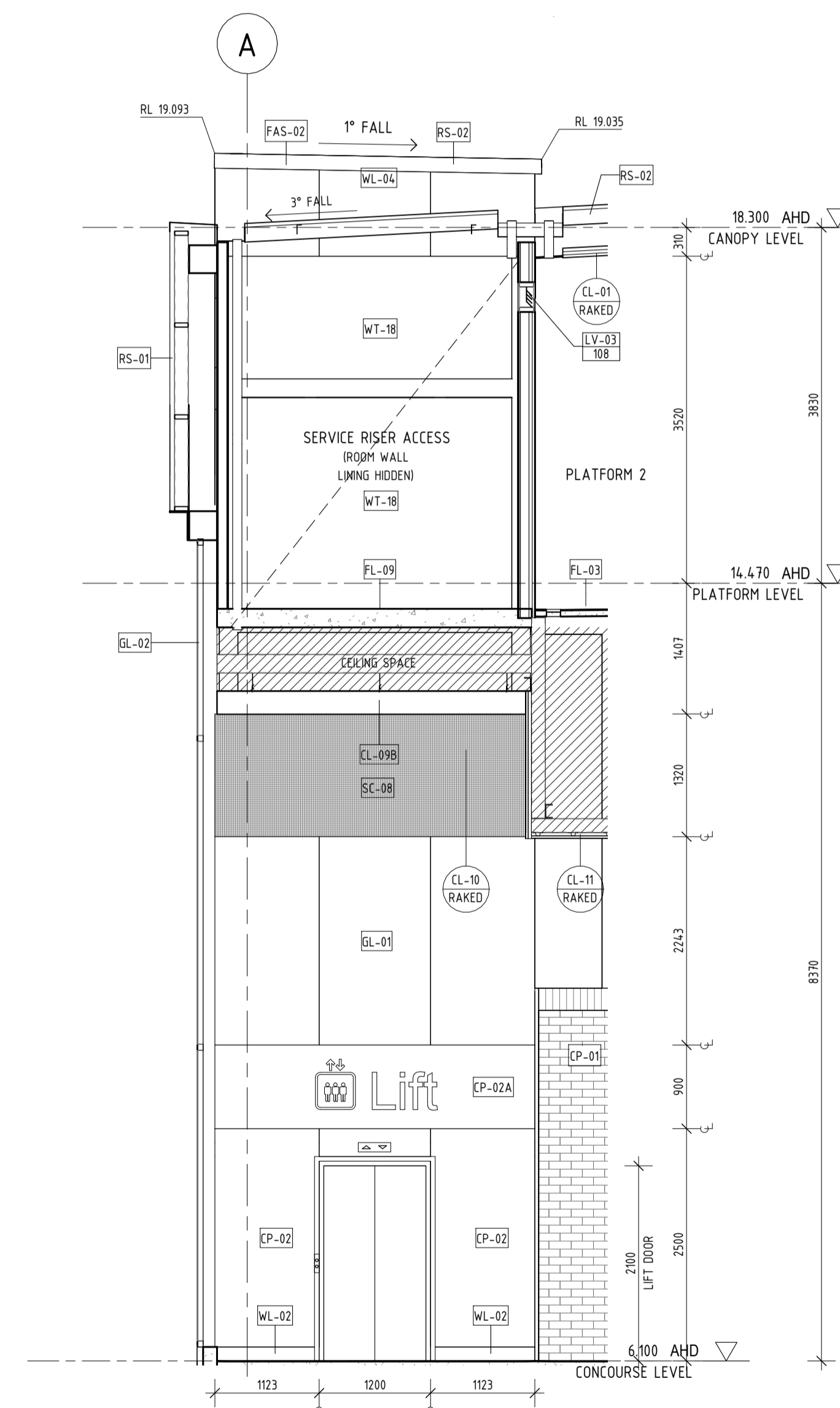
2 LIFT 2 - CONCOURSE PLAN  
 --- 1:50



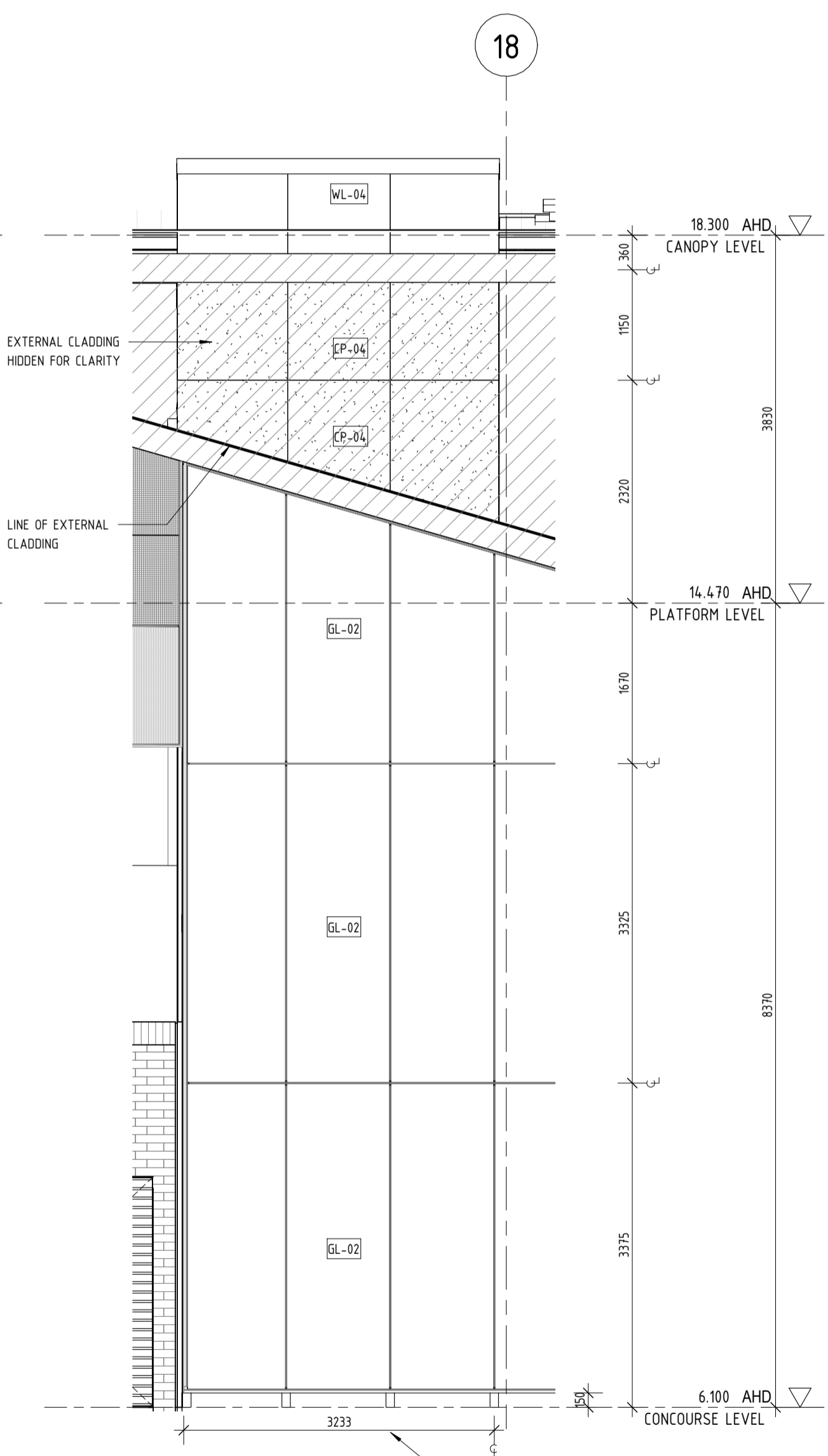
3 LIFT 2 - PLATFORM PLAN  
 --- 1:50



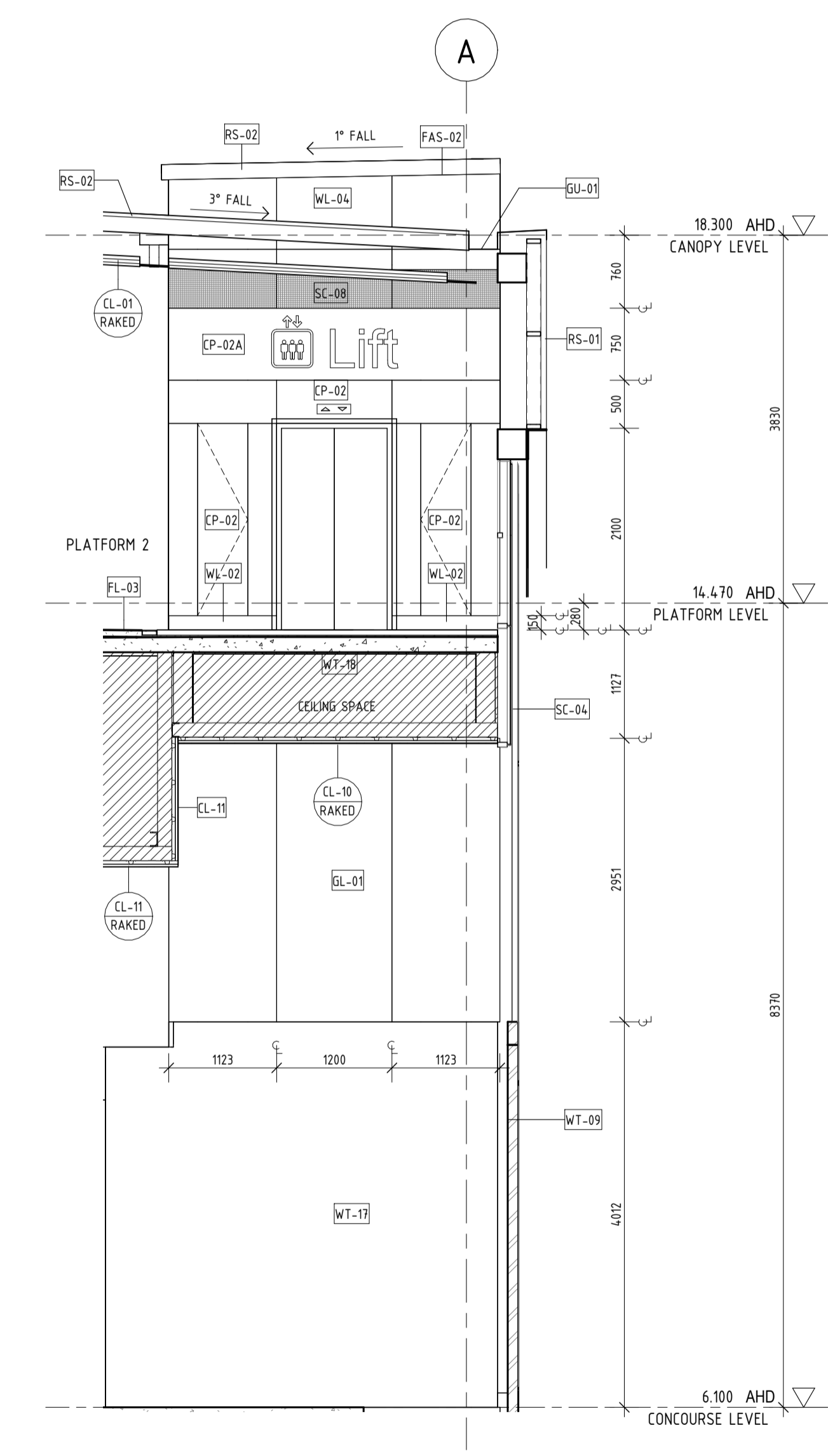
4 LIFT 2 - ROOF PLAN  
 --- 1:50



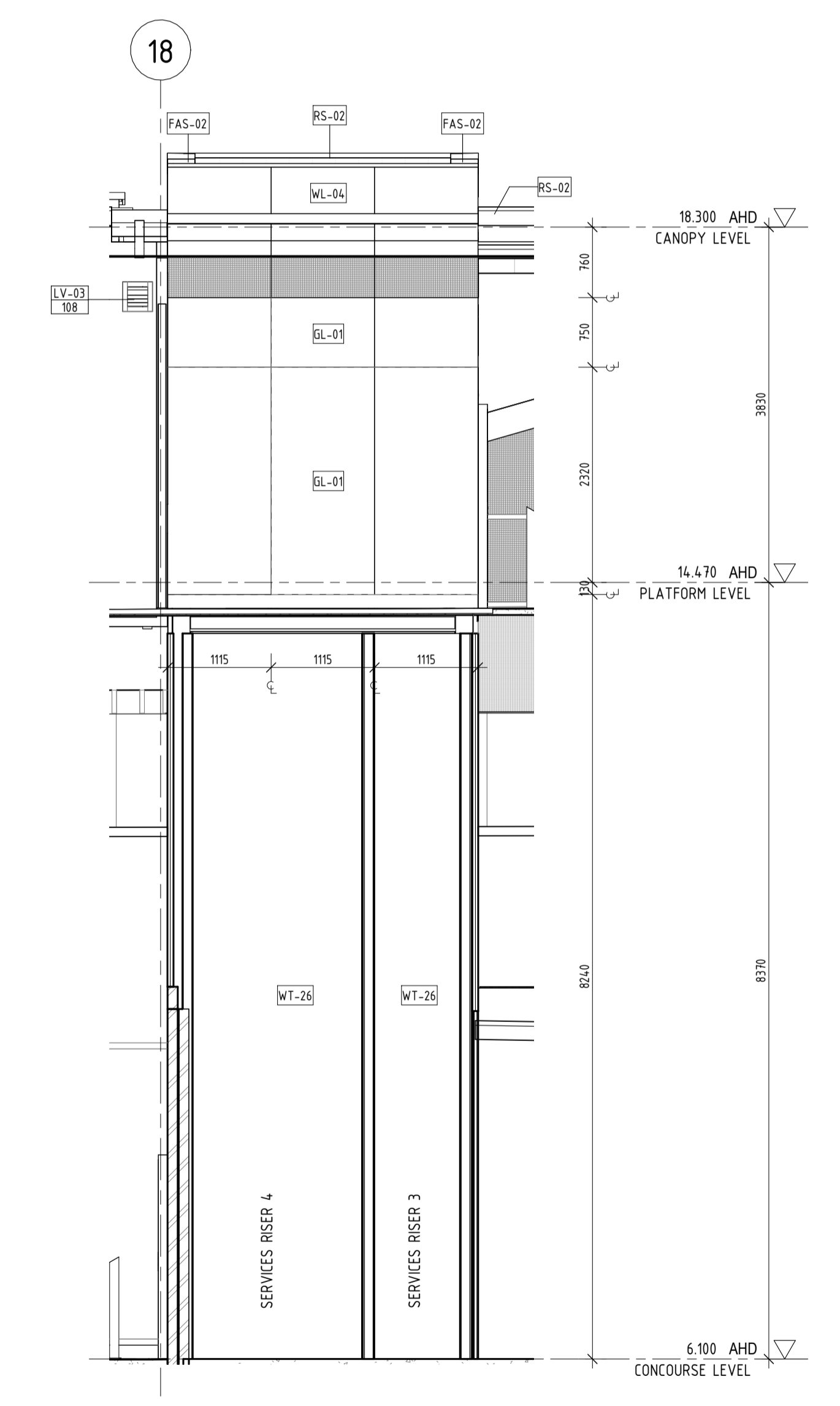
5 LIFT 2 - ELEVATION A  
 --- 1:50



6 LIFT 2 - ELEVATION B  
 --- 1:50



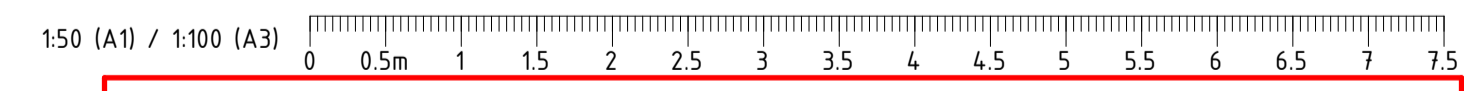
7 LIFT 2 - ELEVATION C  
 --- 1:50



8 LIFT 2 - ELEVATION D  
 --- 1:50

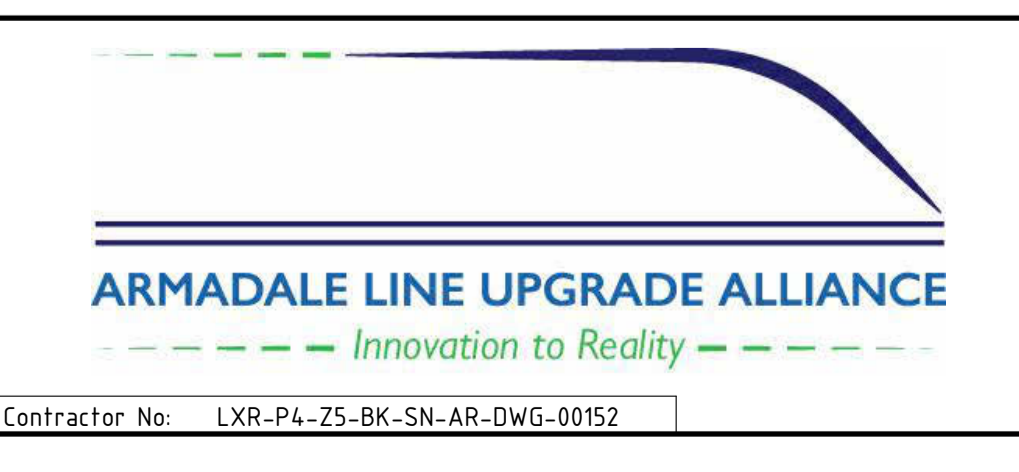
LIFT 2 SHOWN. LIFT 4 MIRRORED AND SET OUT OFF GRIDS 18 & G

PRINT IN COLOUR



**REFERENCE DESIGN**

A1	01.05.23	ISSUE FOR INTERNAL REVIEW	HAS	HAS	WG	BH	
REV	DATE	AMENDMENT	DSN	DRN	CHK	APP	
ORIG SIZE	0 10 20 30 40 50 100mm		This document must not be copied without PTA's written permission, and the contents thereof must not be imparted to a third party nor be used for any unauthorised purpose.				
A1	AT ORIGINAL PLOT SIZE		Contractor No: LXR-P4-Z5-BK-SN-AR-DWG-00152				



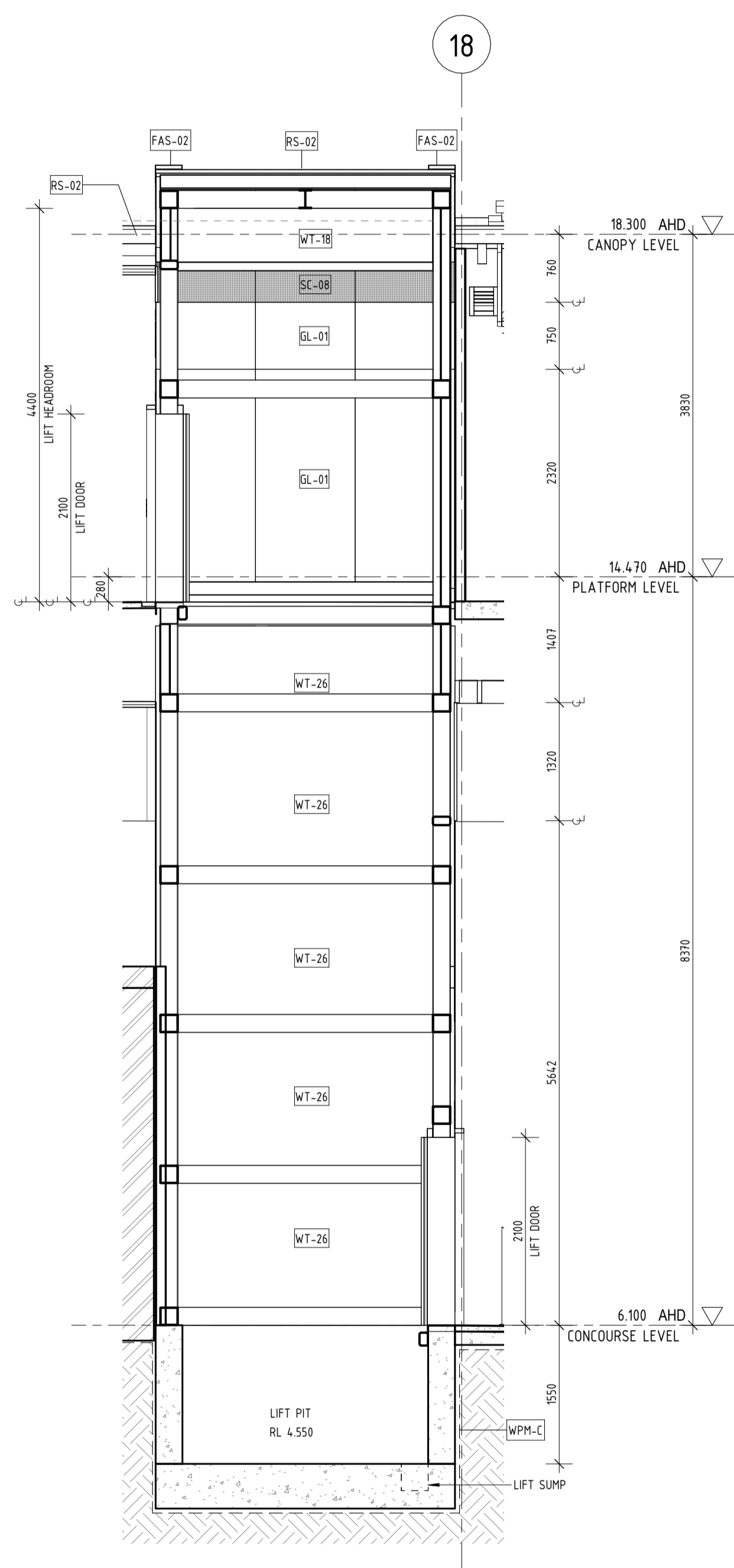
VALIDATION  
 SIGNATURE  
 DATE  
 DATE APPROVED

REFERENCES  
 SCALE  
 As indicated  
 DATUM  
 HORIZONTAL: PCG20  
 VERTICAL: AHD71

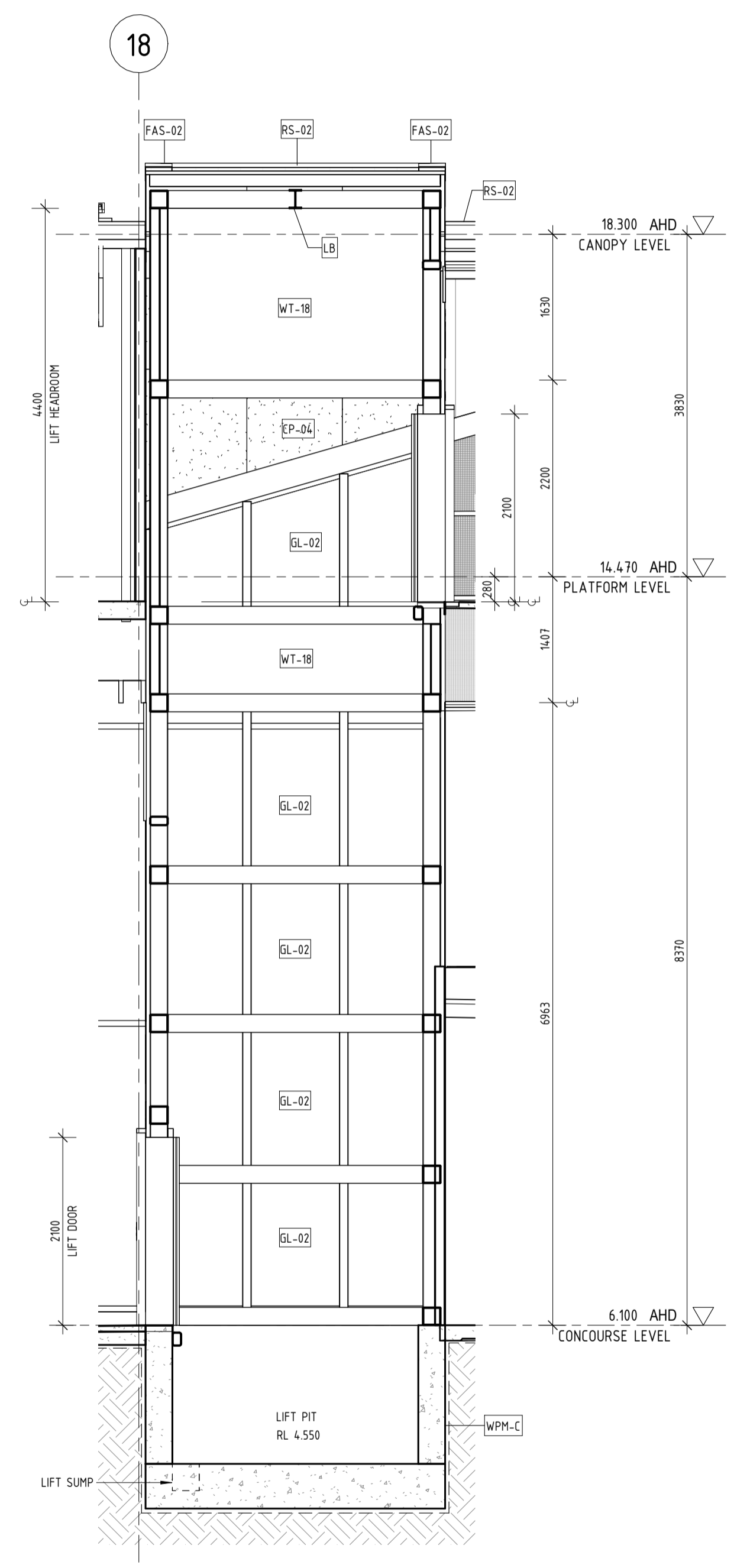
DESIGNED HASSELL  
 DRAWN HASSELL  
 CHECKED W. GREENSILL  
 APPROVED B. HOY  
 DATE

Government of Western Australia  
 Public Transport Authority  
 VICTORIA PARK TO CANNING  
 LEVEL CROSSING REMOVAL  
 BECKENHAM - ARCHITECTURAL  
 VERTICAL TRANSPORT  
 LIFT 2 PLANS AND ELEVATIONS  
 PTA Drawing No: 04-A-74-AR10062 Rev: A1

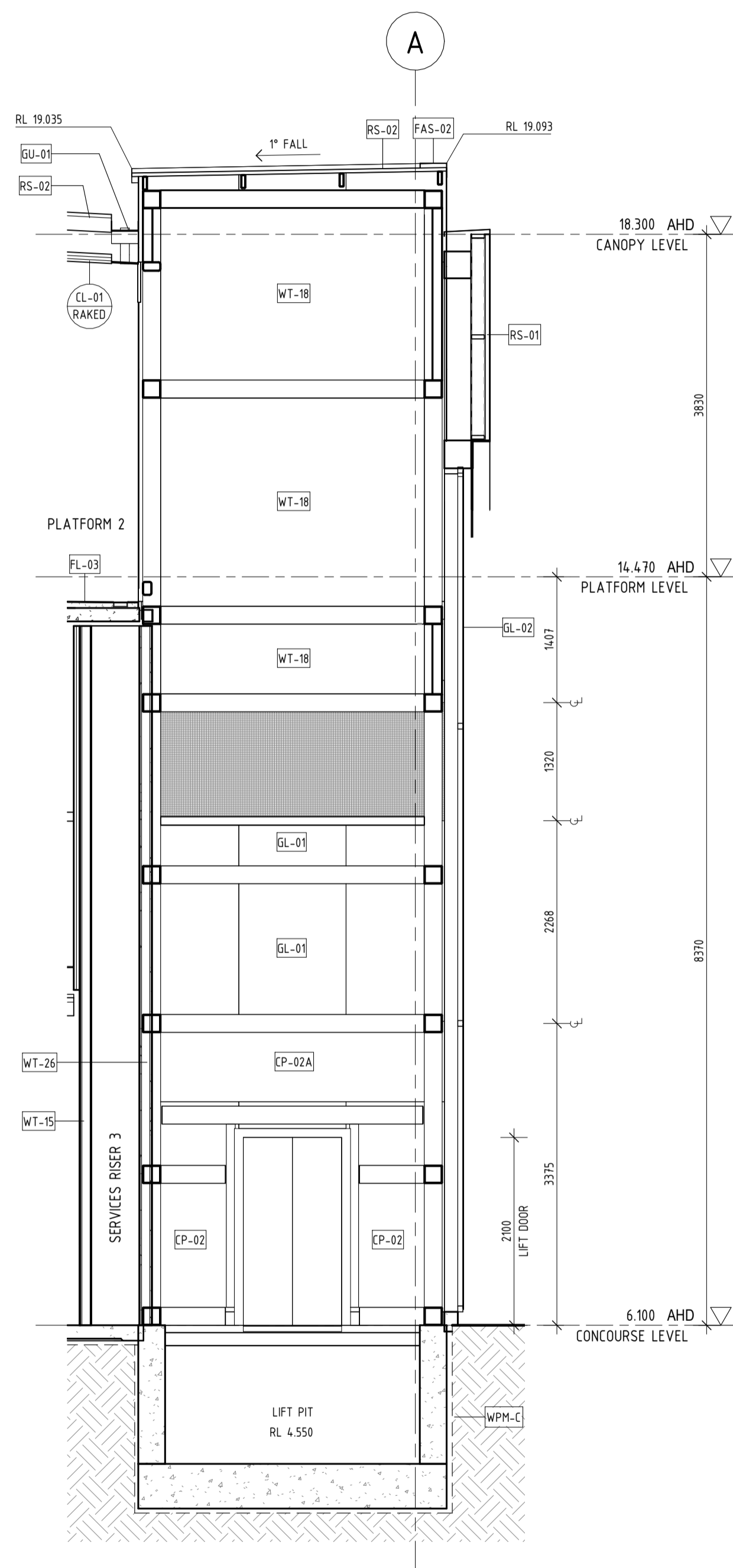
**NOTE:**  
**LIFT CONTROLS**  
 LIFT CONTROLS AND DISPLAY SHOWN INDICATIVELY. REFER TO LIFT CONTRACTORS SHOP DRAWINGS TYP.  
**STRUCTURE**  
 ALL LIFT SPECIFIC SECONDARY STRUCTURE TO LIFT SHAFTS BY LIFT CONTRACTOR. REFER TO SHOP DRAWINGS TYP.



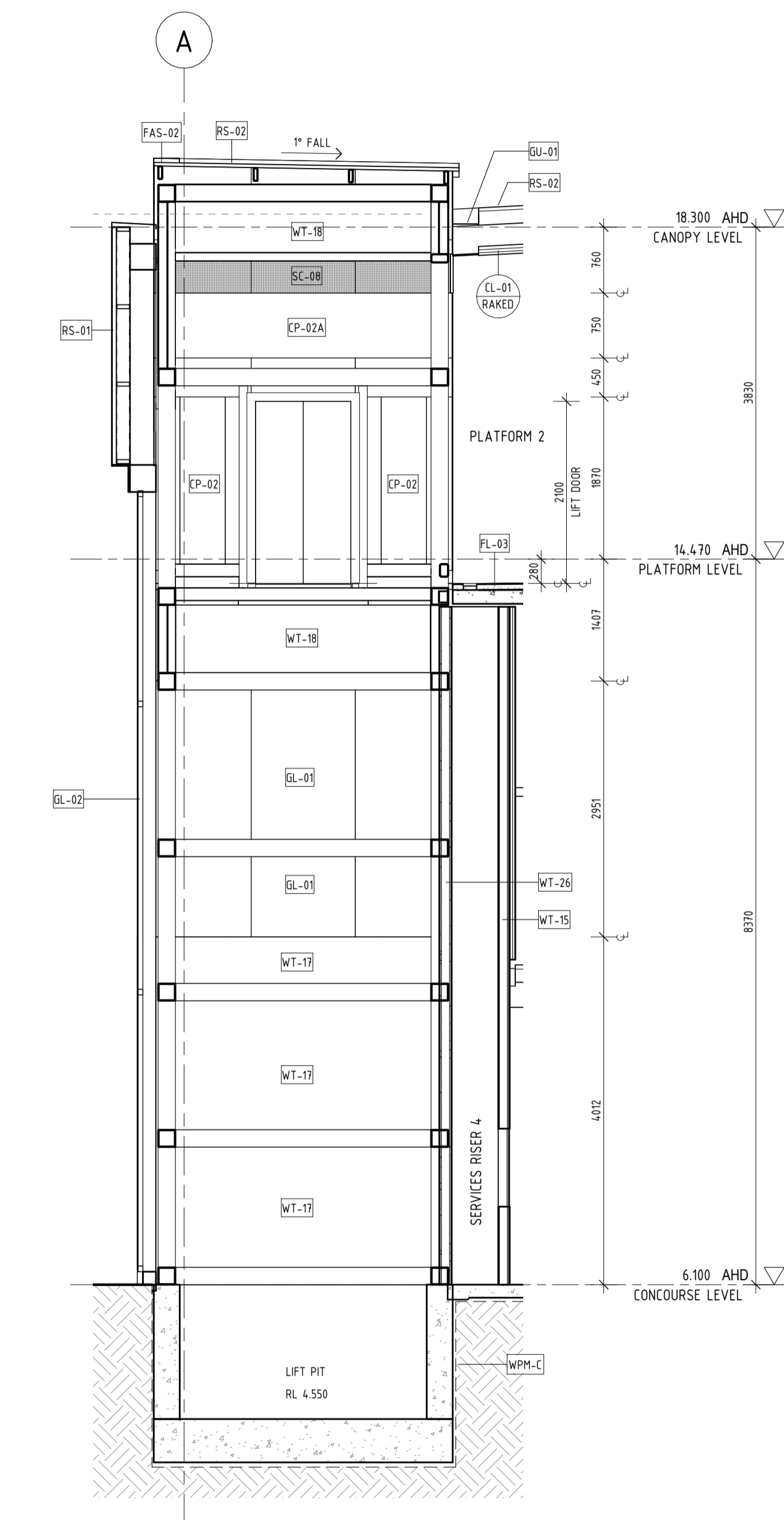
1 LIFT 2 - SECTION 1  
 10062 1:50



2 LIFT 2 - SECTION 2  
 10062 1:50

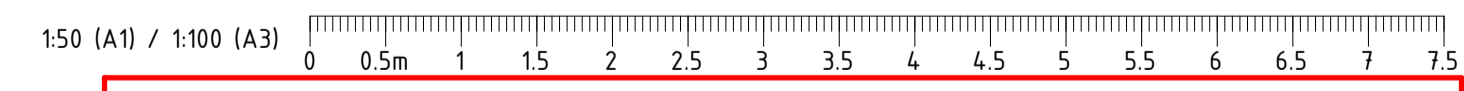


3 LIFT 2 - SECTION 3  
 10062 1:50



4 LIFT 2 - SECTION 4  
 10062 1:50

LIFT 2 SHOWN. LIFT 4 MIRRORED AND SET OUT OFF GRIDS 18 & G



PRINT IN COLOUR

**REFERENCE DESIGN**

Government of Western Australia  
 Public Transport Authority

VICTORIA PARK TO CANNING  
 LEVEL CROSSING REMOVAL

BECKENHAM - ARCHITECTURAL  
 VERTICAL TRANSPORT  
 LIFT 2 SECTIONS  
 PTA Drawing No: 04-A-74-AR10063 Rev: A1

REV	DATE	AMENDMENT	DSN	DRN	CHK	APP
A1	01.05.23	ISSUE FOR INTERNAL REVIEW	HAS	HAS	WG	BH

ORIG SIZE: A1  
 AT ORIGINAL PLOT SIZE

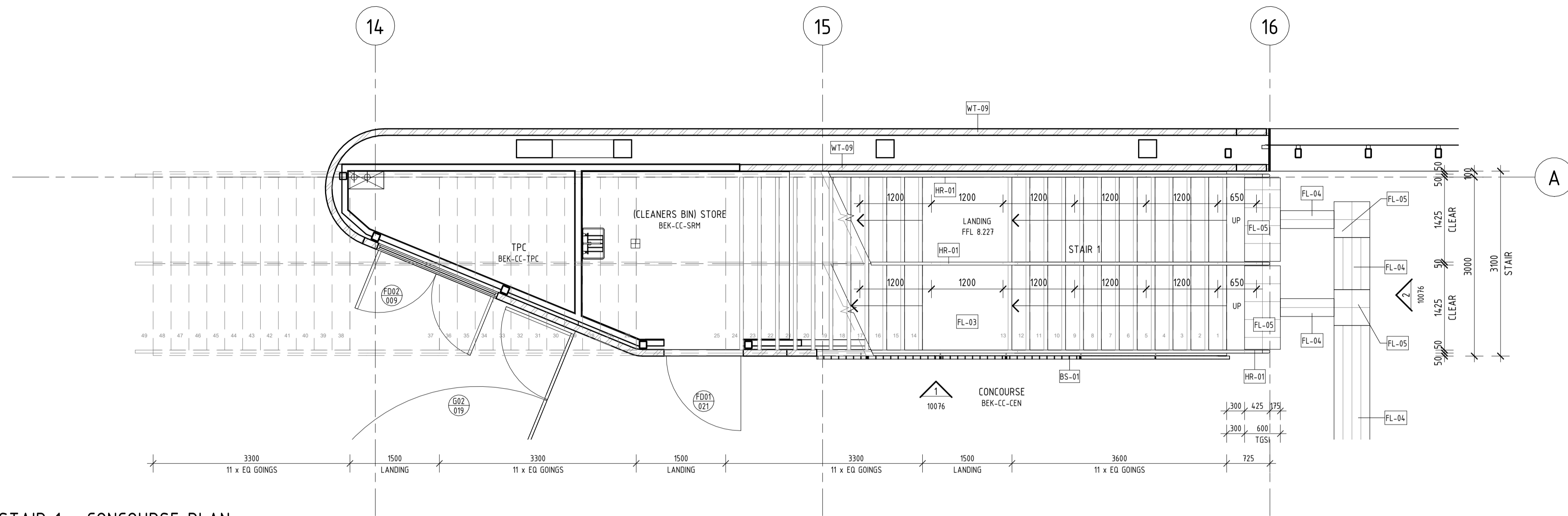
This document must not be copied without PTA's written permission, and the contents thereof must not be imparted to a third party nor be used for any unauthorised purpose.

**ARMADALE LINE UPGRADE ALLIANCE**

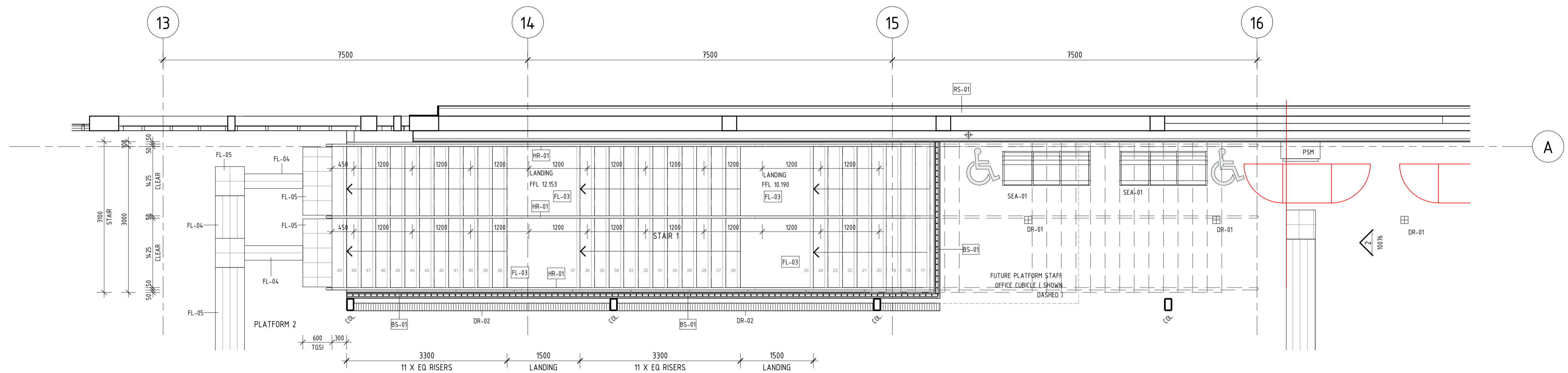
Innovation to Reality

Contractor No: LXR-P4-Z5-BK-SN-AR-DWG-00153

VALIDATION	REFERENCES	SCALE	DESIGNED
SIGNATURE		As indicated	HASSELL
DATE		DATUM	DRAWN HASSELL
DATE APPROVED		HORIZONTAL: PCG20	CHECKED W. GREENSILL
		VERTICAL: AHD71	APPROVED B. HOY
			DATE



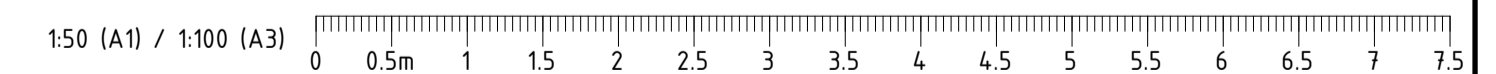
1 STAIR 1 - CONCOURSE PLAN  
--- 1:50



2 STAIR 1 - PLATFORM PLAN  
--- 1:50

STAIR 1 SHOWN. STAIR 2 MIRRORED AND SET OUT OFF GRIDS 15 & G

PRINT IN COLOUR



REFERENCE DESIGN

REV	DATE	ISSUE FOR INTERNAL REVIEW	HAS	HAS	WG	BH
A1	01.05.23	AMENDMENT	DSN	DRN	CHK	APP
ORIG SIZE		This document must not be copied without PTA's written permission, and the contents thereof must not be imparted to a third party nor be used for any unauthorised purpose.				
A1		AT ORIGINAL PLOT SIZE				

ARMADALE LINE UPGRADE ALLIANCE  
Innovation to Reality

Contractor No: LXR-P4-Z5-BK-SN-AR-DWG-00165

VALIDATION  
SIGNATURE  
DATE  
DATE APPROVED

REFERENCES

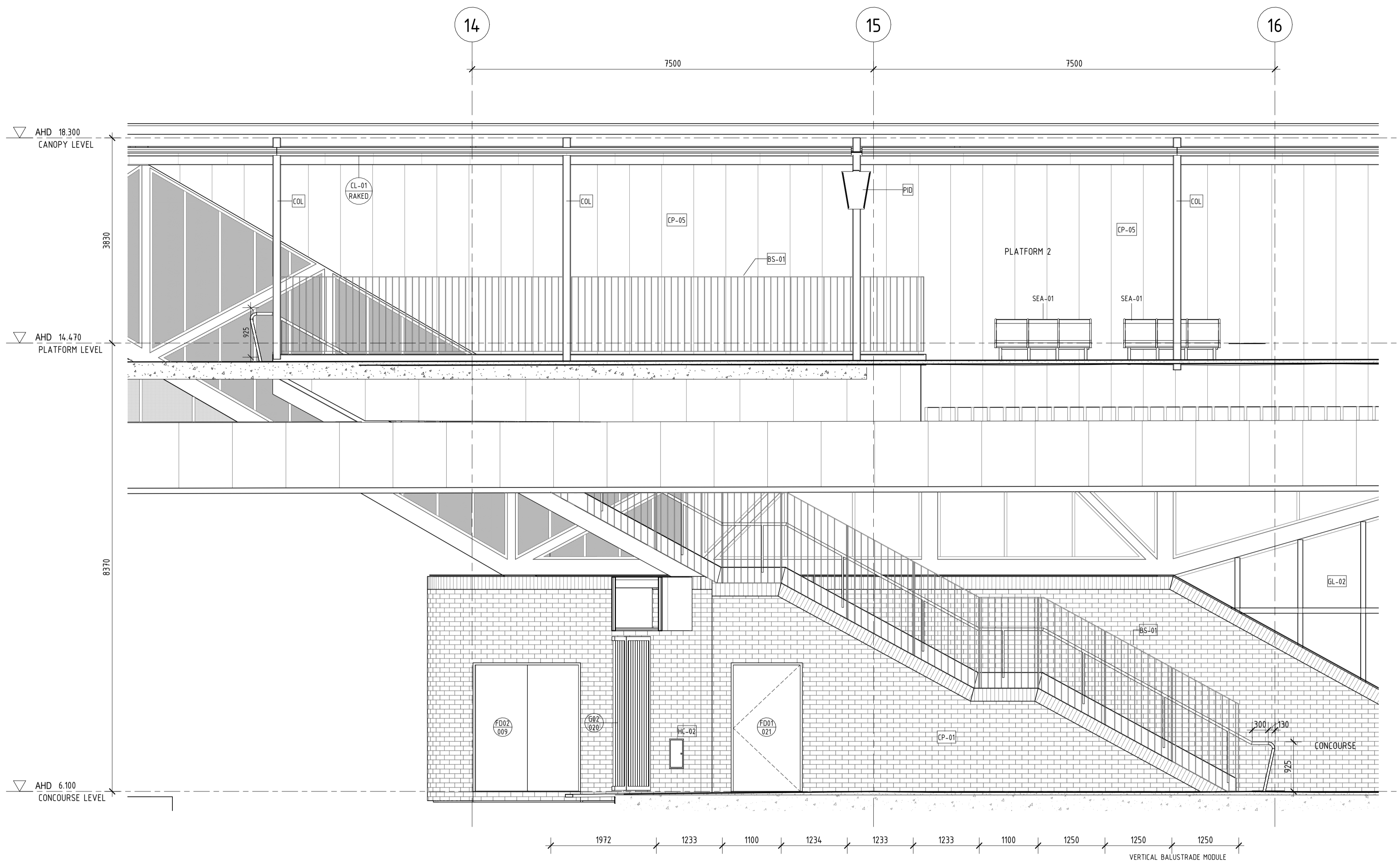
SCALE  
1:50  
DATUM  
HORIZONTAL: PCG20  
VERTICAL: AHD71

DESIGNED HASSELL  
DRAWN HASSELL  
CHECKED W. GREENSILL  
APPROVED B. HOY  
DATE

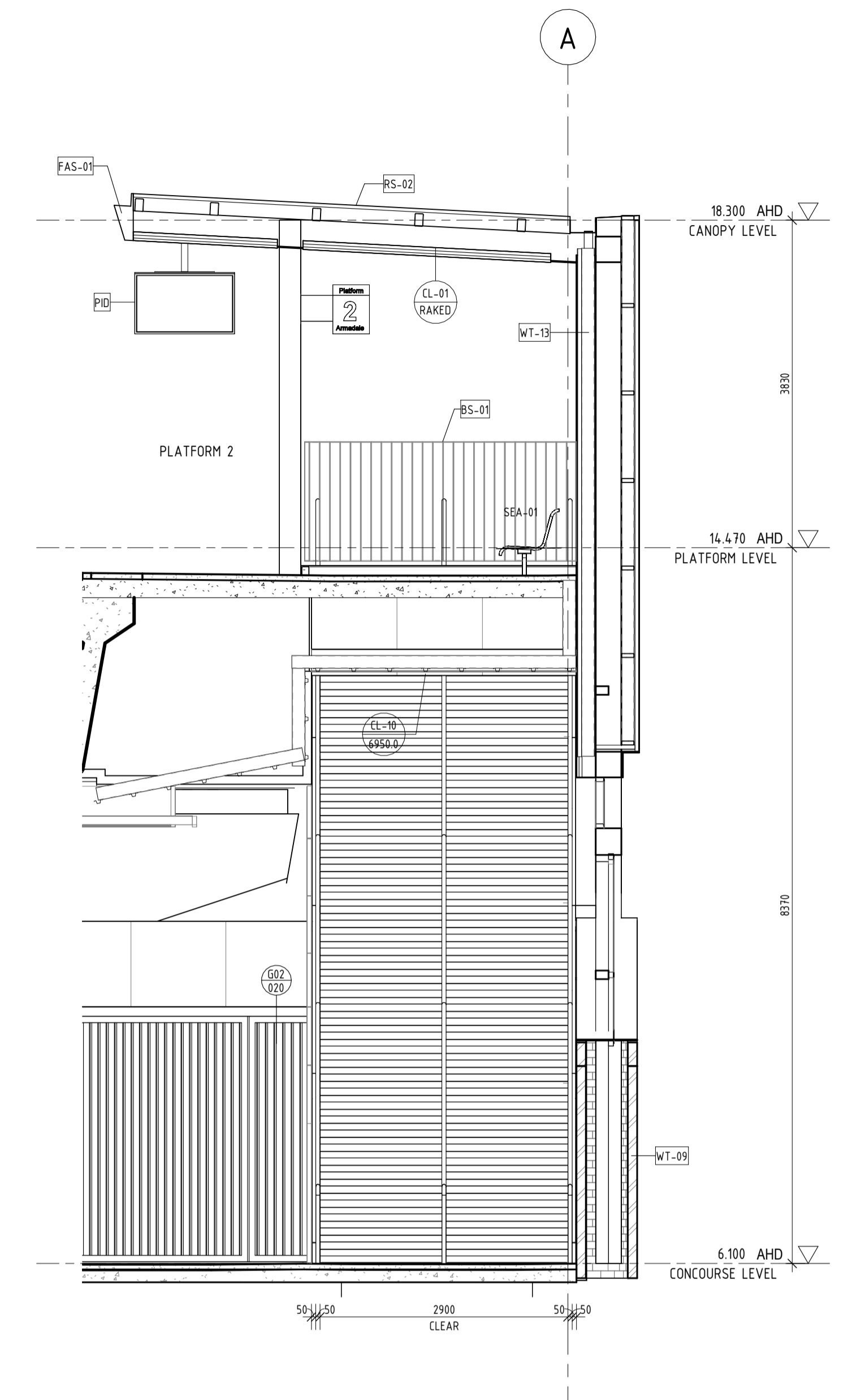
Government of Western Australia  
Public Transport Authority

VICTORIA PARK TO CANNING  
LEVEL CROSSING REMOVAL

BECKENHAM - ARCHITECTURAL  
VERTICAL TRANSPORT  
STAIR 1 PLANS  
PTA Drawing No: 04-A-74-AR10075 Rev: A1



1 STAIR 1 - ELEVATION 01  
10075 1:50



2 STAIR 1 - ELEVATION 02  
10075 1:50

STAIR 1 SHOWN. STAIR 2 MIRRORED AND SET OUT OFF GRIDS 15 & G

PRINT IN COLOUR



REFERENCE DESIGN

REV	DATE	ISSUE	AMENDMENT	DSN	DRN	CHK	APP
A1	01.05.23	ISSUE FOR INTERNAL REVIEW		HAS	HAS	WG	BH

ORIG SIZE A1  
AT ORIGINAL PLOT SIZE

This document must not be copied without PTA's written permission, and the contents thereof must not be imparted to a third party nor be used for any unauthorised purpose.

ARMADALE LINE UPGRADE ALLIANCE  
Innovation to Reality

Contractor No: LXR-P4-Z5-BK-SN-AR-DWG-00166

VALIDATION

SIGNATURE

DATE

DATE APPROVED

REFERENCES

SCALE

1:50

DATUM

HORIZONTAL: PCG20

VERTICAL: AHD71

DESIGNED HASSELL

DRAWN HASSELL

CHECKED W. GREENSILL

APPROVED B. HOY

DATE

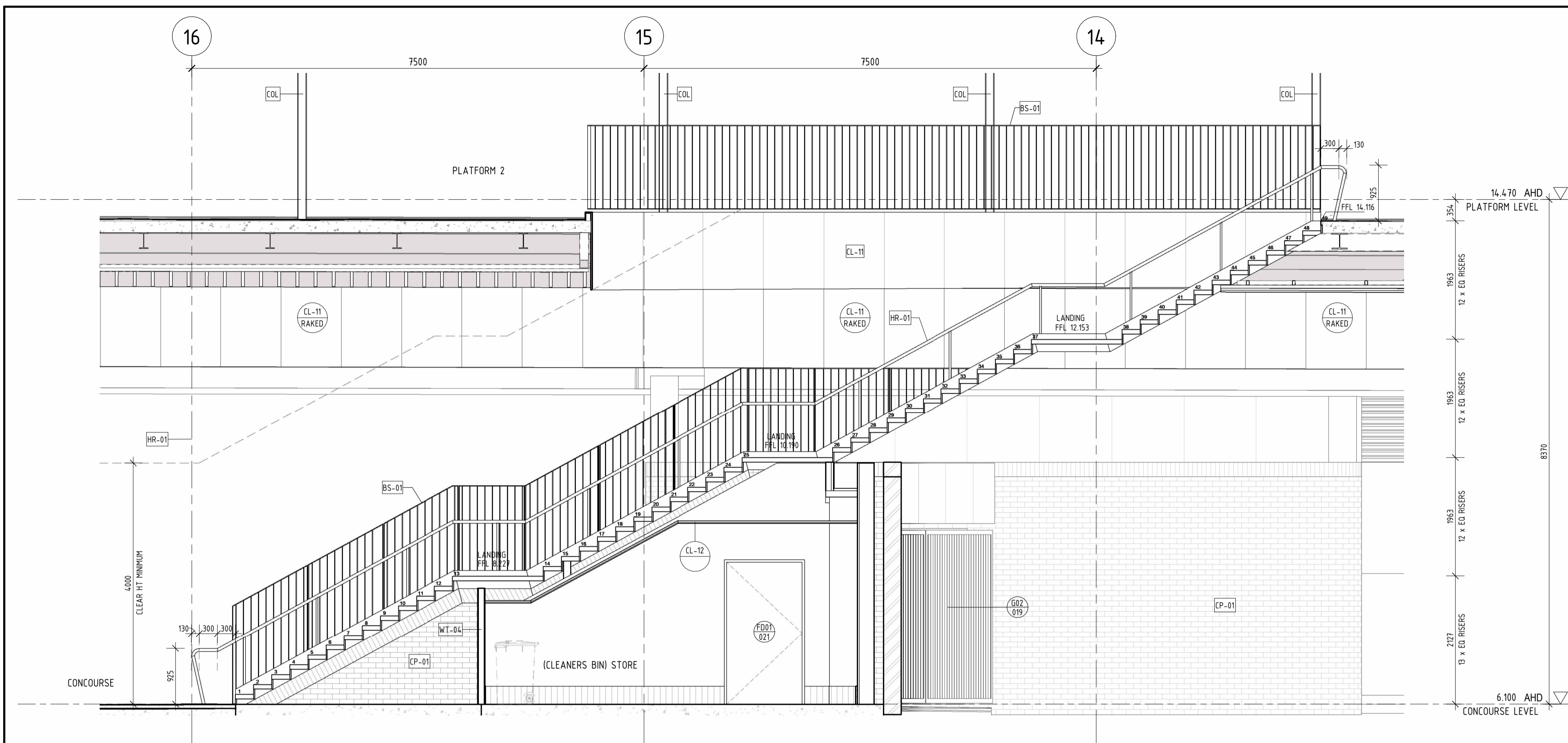
Government of Western Australia  
Public Transport Authority

VICTORIA PARK TO CANNING  
LEVEL CROSSING REMOVAL

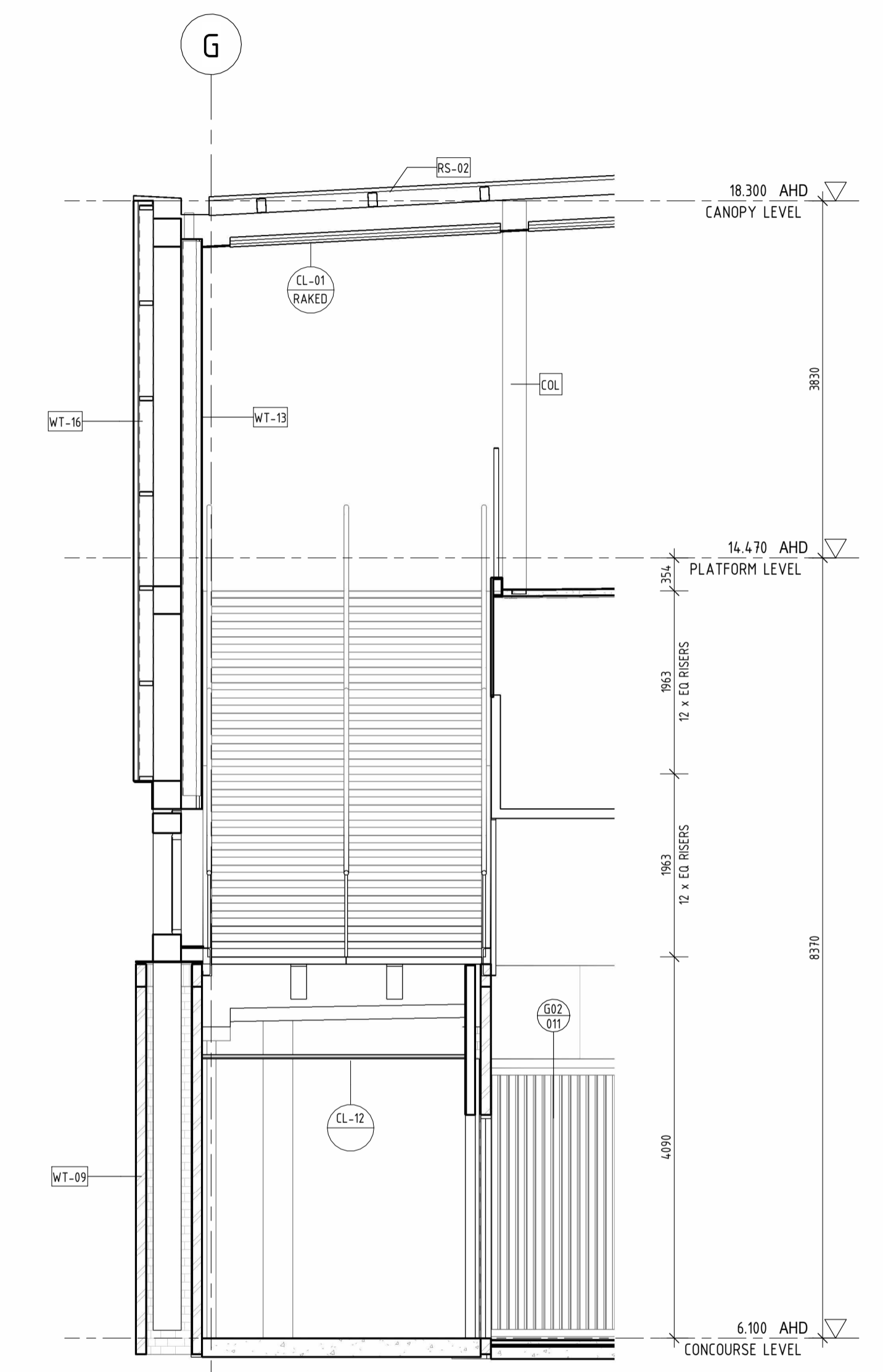
BECKENHAM - ARCHITECTURAL  
VERTICAL TRANSPORT  
STAIR 1 ELEVATIONS

PTA Drawing No: 04-A-74-AR10076 Rev: A1

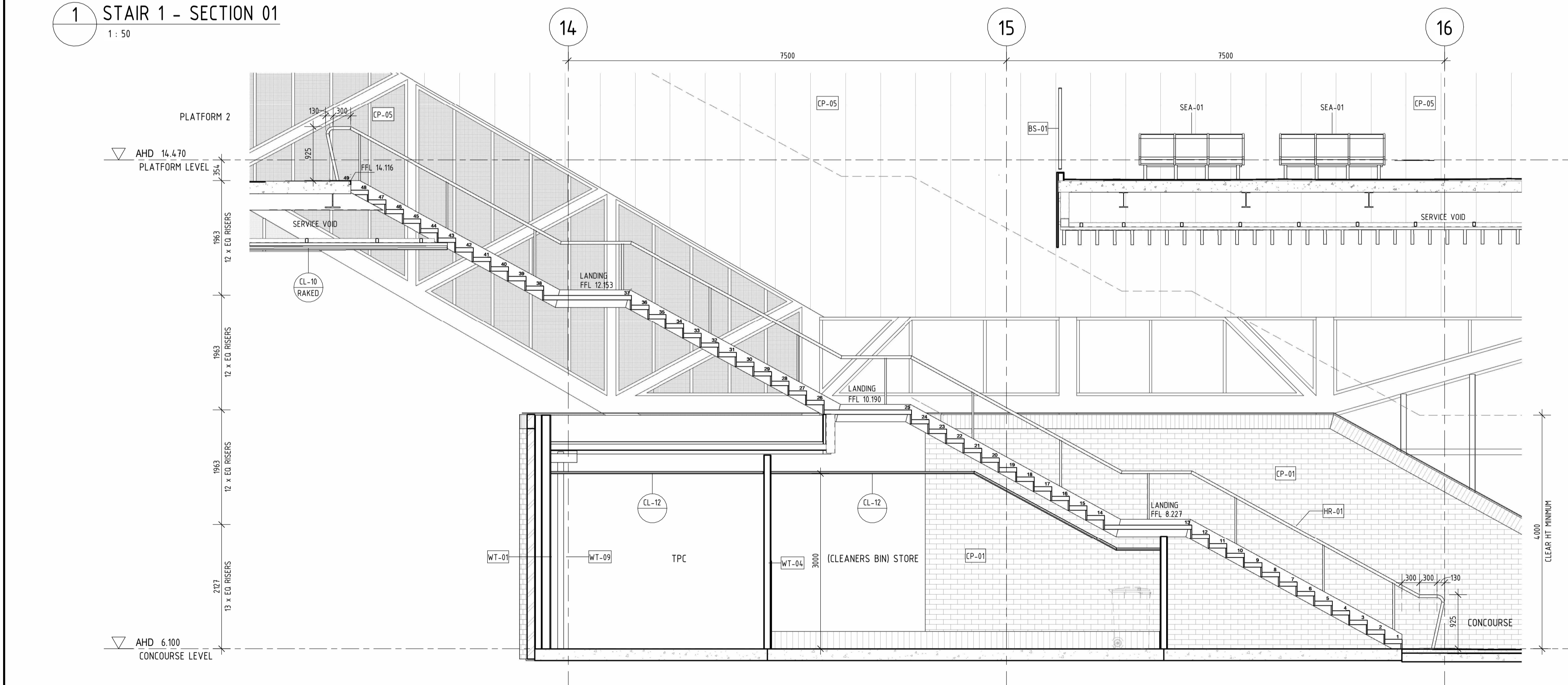




1 STAIR 1 - SECTION 01  
1:50

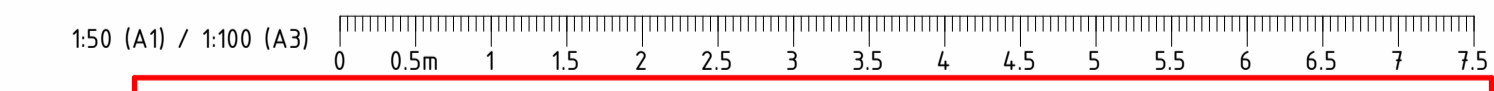


3 STAIR 1 - SECTION 03  
1:50



2 STAIR 1 - SECTION 02  
1:50

STAIR 1 SHOWN. STAIR 2 MIRRORED AND SET OUT OFF GRIDS 15 & G

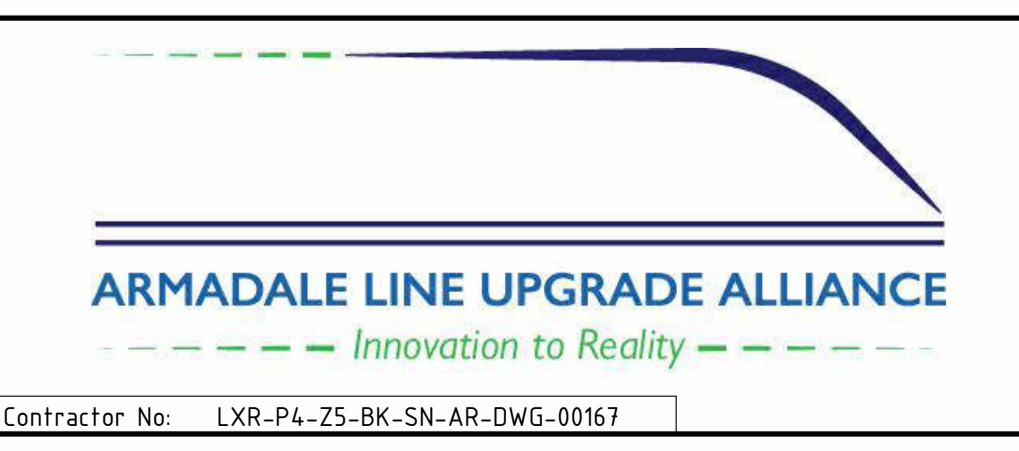


PRINT IN COLOUR

REFERENCE DESIGN

REV	DATE	ISSUE	AMENDMENT	DSN	DRN	CHK	APP
A1	01.05.23	ISSUE FOR INTERNAL REVIEW		HAS	HAS	WG	BH
ORIG SIZE				AT ORIGINAL PLOT SIZE			
A1				100mm			

This document must not be copied without PTA's written permission, and the contents thereof must not be imparted to a third party nor be used for any unauthorised purpose.



VALIDATION  
SIGNATURE  
DATE  
DATE APPROVED

REFERENCES

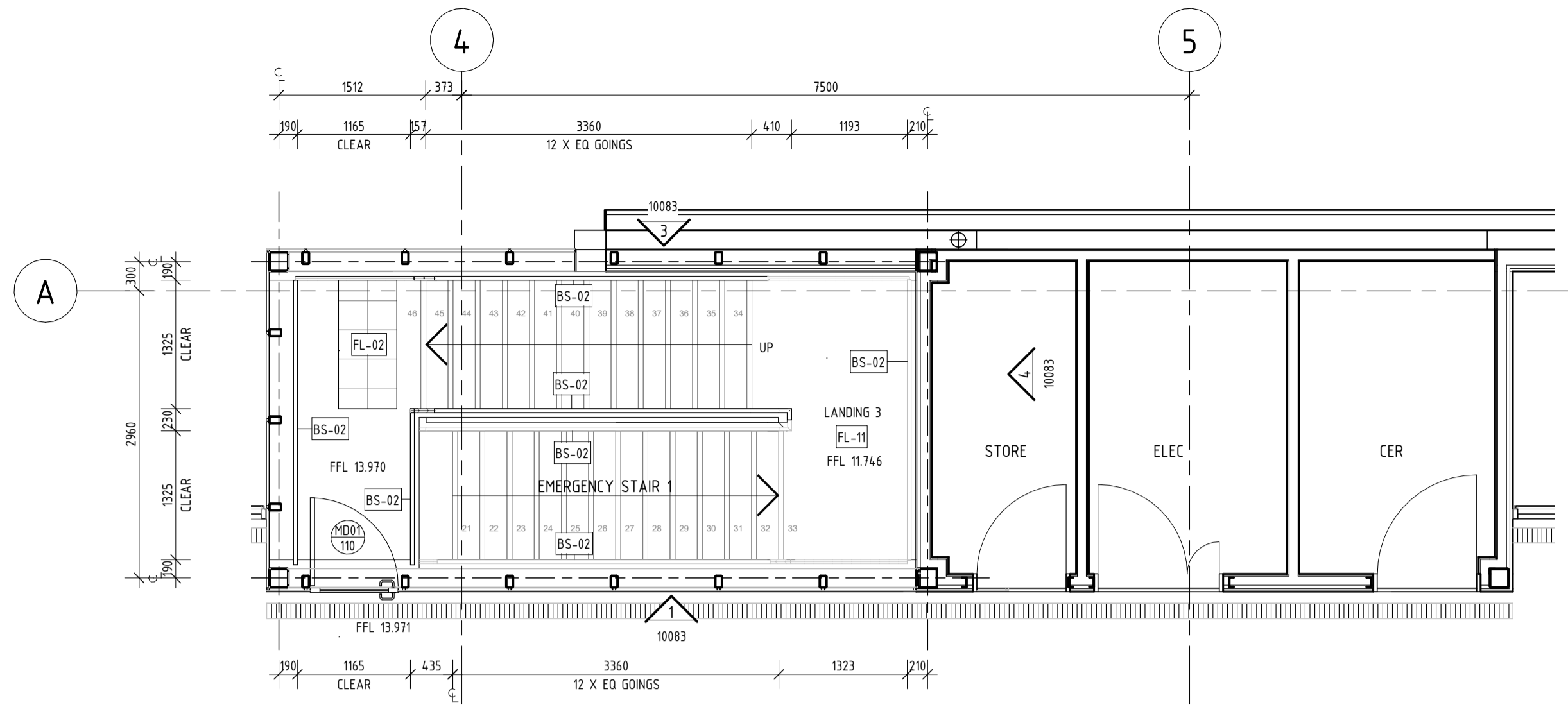
SCALE  
1:50  
DATUM  
HORIZONTAL: PCG20  
VERTICAL: AHD71

DESIGNED HASSELL  
DRAWN HASSELL  
CHECKED W. GREENSILL  
APPROVED B. HOY  
DATE

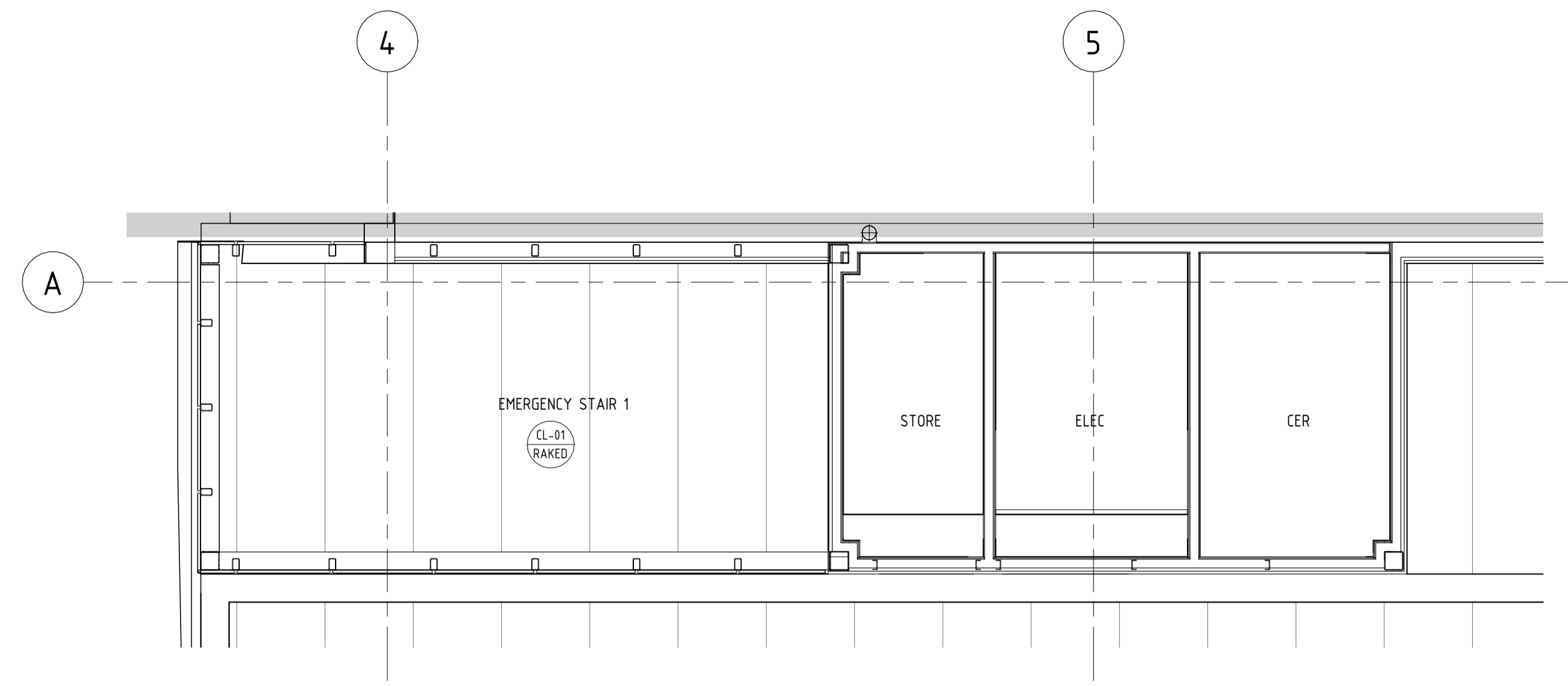
Government of Western Australia  
Public Transport Authority

VICTORIA PARK TO CANNING  
LEVEL CROSSING REMOVAL

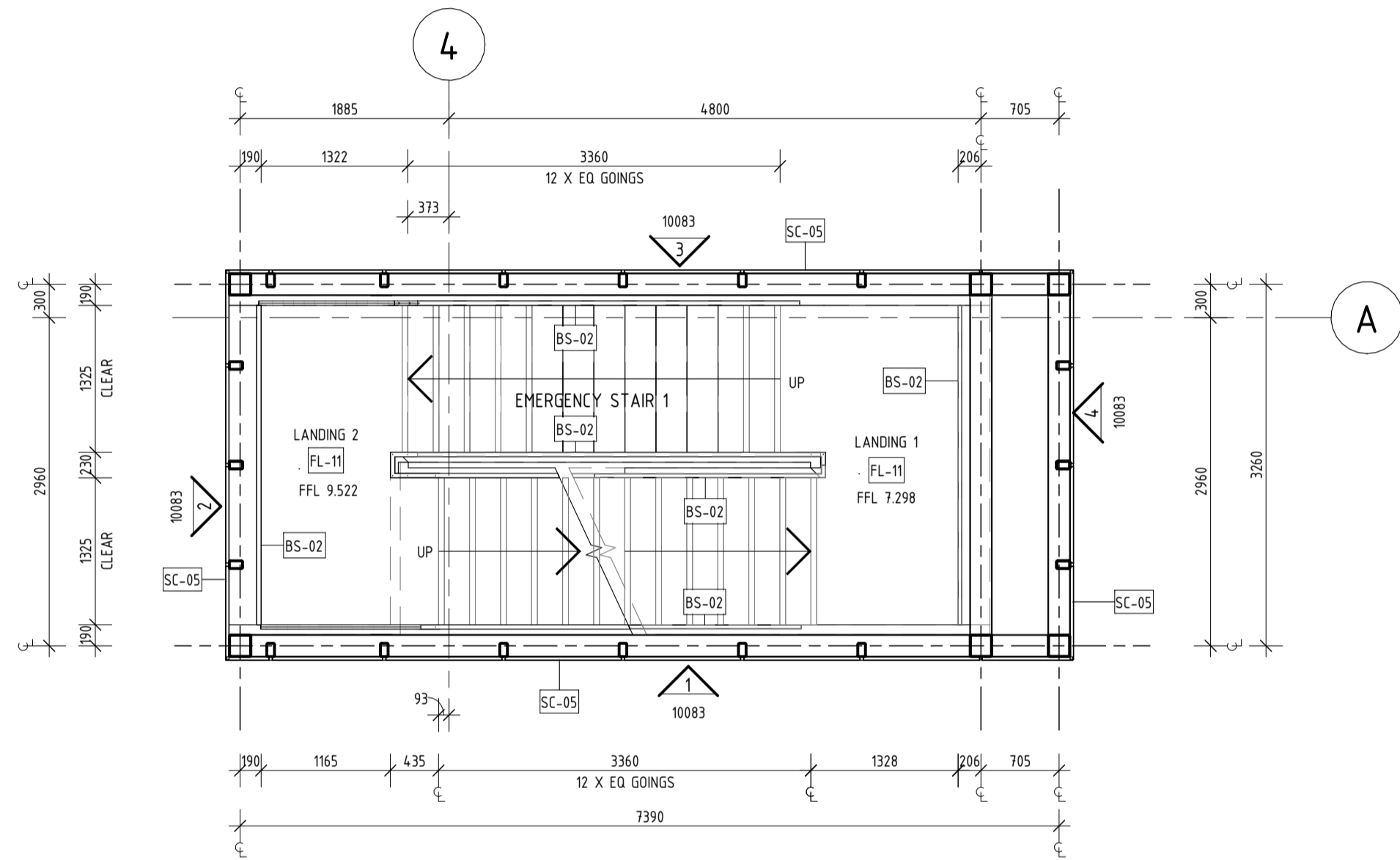
BECKENHAM - ARCHITECTURAL  
VERTICAL TRANSPORT  
STAIR 1 SECTIONS  
PTA Drawing No: 04-A-74-AR10077 Rev: A1



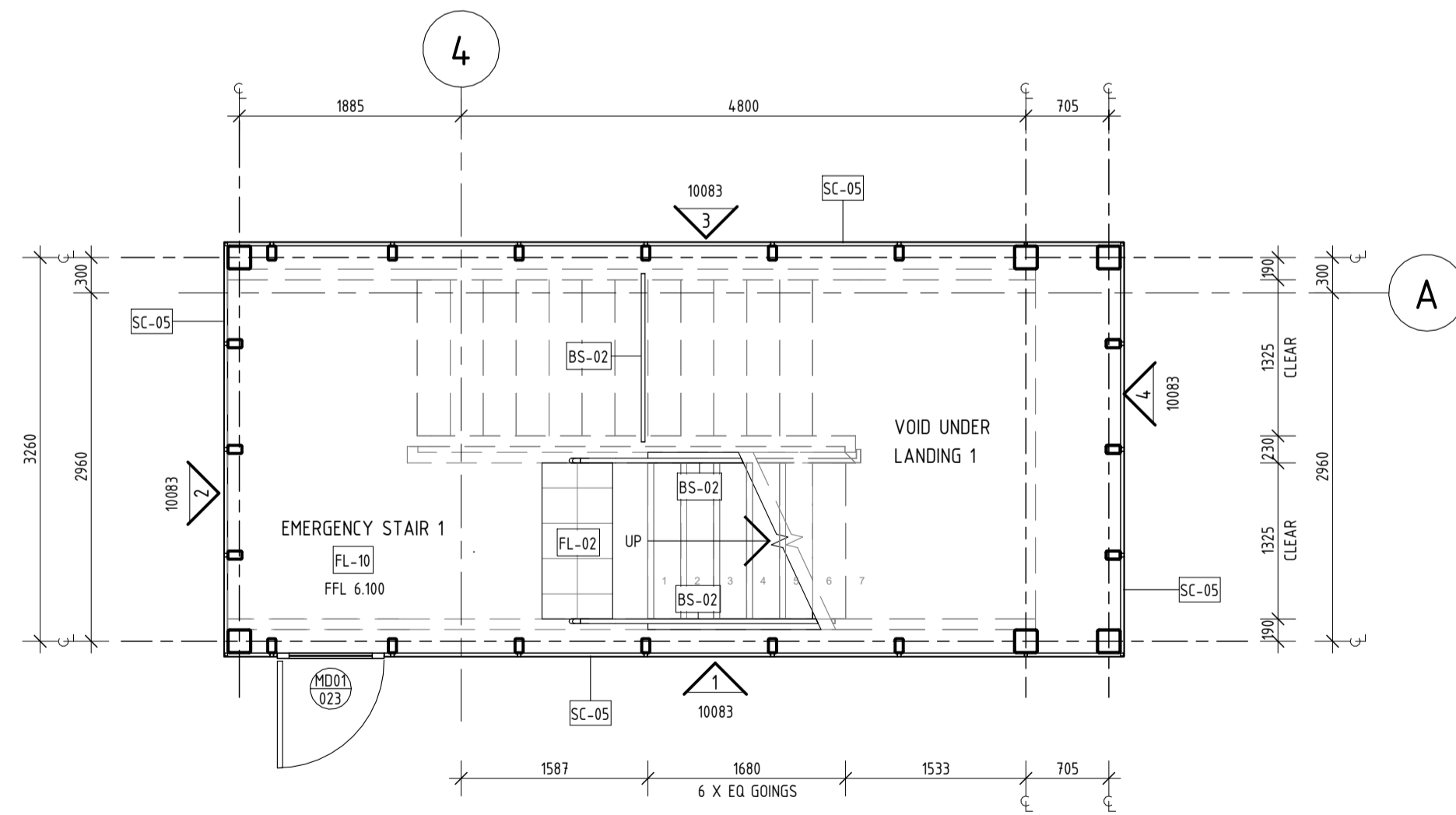
3 EGRESS STAIR 1 - PLATFORM LEVEL  
--- 1: 50



4 EGRESS STAIR 1 - REFLECTED CEILING PLAN  
--- 1: 50



2 EGRESS STAIR 1 - LANDING 2 PLAN  
--- 1: 50



1 EGRESS STAIR 1 - CONCOURSE PLAN  
--- 1: 50

EGRESS STAIR 1 SHOWN. EGRESS STAIR 2 MIRRORED AND SET OUT OFF GRIDS 4 & G

PRINT IN COLOUR

1:50 (A1) / 1:100 (A3) 0 500mm 1000 1500 2000 2500 3000 3500 4000 4500 5000 5500 6000 6500 7000 7500

REFERENCE DESIGN

REV	DATE	ISSUE FOR INTERNAL REVIEW	HAS	HAS	WG	BH
A1	01.05.23	AMENDMENT	DSN	DRN	CHK	APP
ORIG SIZE		0 10 20 30 40 50 100mm		This document must not be copied without PTA's written permission, and the contents thereof must not be imparted to a third party nor be used for any unauthorised purpose.		
A1		AT ORIGINAL PLOT SIZE		Contractor No: LXR-P4-Z5-BK-SN-AR-DWG-00171		



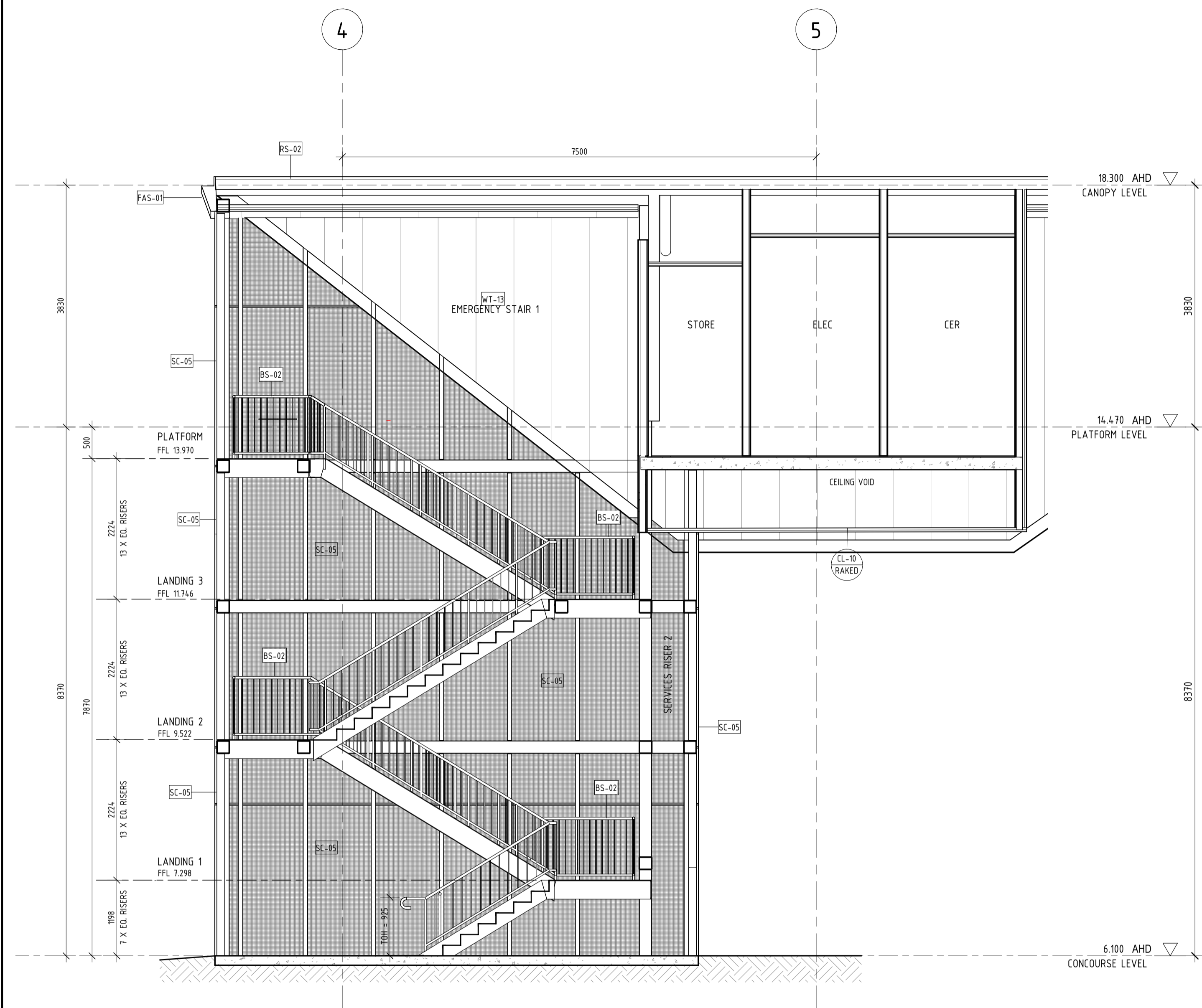
VALIDATION  
SIGNATURE  
DATE  
DATE APPROVED

REFERENCES

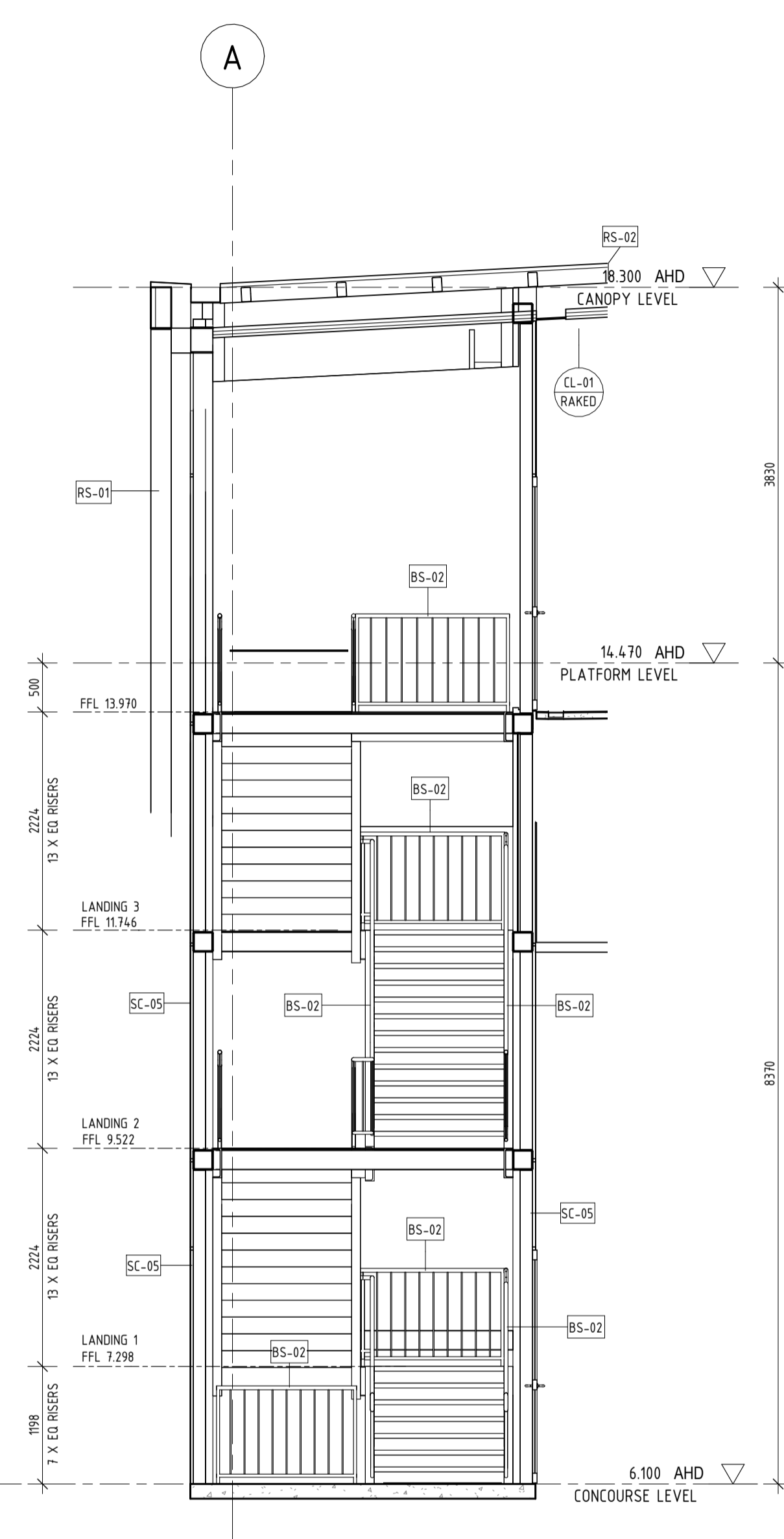
SCALE  
1: 50  
DATUM  
HORIZONTAL: PCG20  
VERTICAL: AHD71

DESIGNED HASSELL  
DRAWN HASSELL  
CHECKED W. GREENSILL  
APPROVED B. HOY  
DATE

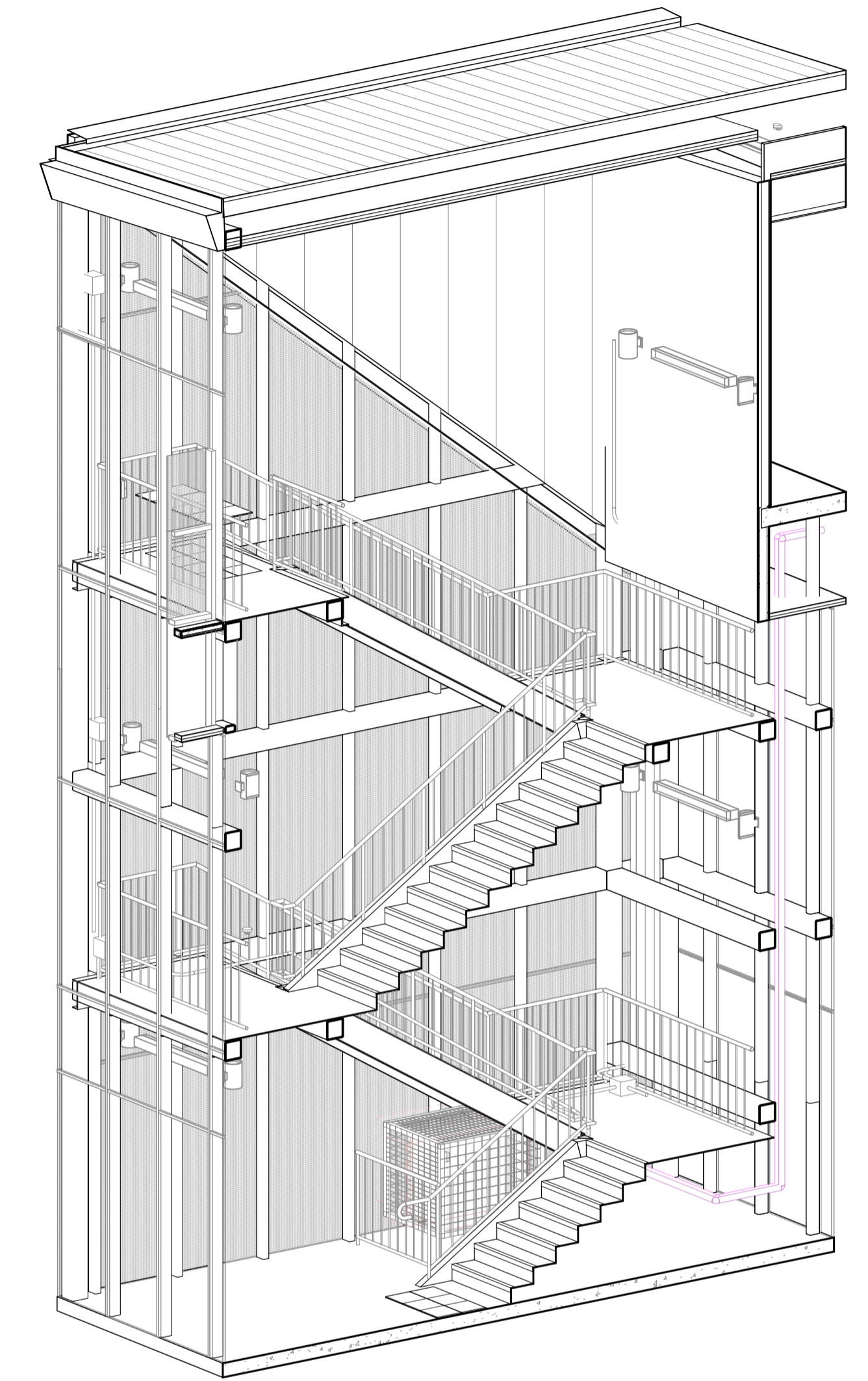
Government of Western Australia Public Transport Authority	VICTORIA PARK TO CANNING LEVEL CROSSING REMOVAL
BECKENHAM - ARCHITECTURAL VERTICAL TRANSPORT EGRESS STAIR 1 PLANS	
PTA Drawing No: 04-A-74-AR10081 Rev: A1	



1 EGRESS STAIR 1 - SECTION 01  
10083 1:50

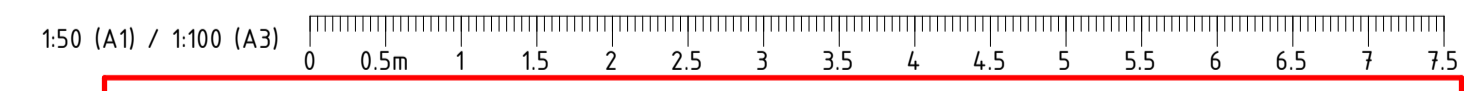


2 EGRESS STAIR 1 - SECTION 02  
1:50



3 EGRESS STAIR 1 - 3D VIEW  
---

EGRESS STAIR 1 SHOWN. EGRESS STAIR 2 MIRRORED AND SET OUT OFF GRIDS 4 & G PRINT IN COLOUR



<b>REFERENCE DESIGN</b>	
	VICTORIA PARK TO CANNING LEVEL CROSSING REMOVAL
<b>BECKENHAM - ARCHITECTURAL VERTICAL TRANSPORT EGRESS STAIR 1 SECTIONS</b>	
PTA Drawing No: <b>04-A-74-AR10082</b> Rev: <b>A1</b>	

REV	DATE	AMENDMENT	DSN	DRN	CHK	APP
A1	01.05.23	ISSUE FOR INTERNAL REVIEW	HAS	HAS	WG	BH

ORIG SIZE **A1** AT ORIGINAL PLOT SIZE

This document must not be copied without PTA's written permission, and the contents thereof must not be imparted to a third party nor be used for any unauthorised purpose.

Contractor No: LXR-P4-Z5-BK-SN-AR-DWG-00172

VALIDATION	REFERENCES	SCALE	DESIGNED
SIGNATURE		1:50	HASSELL
DATE		DATUM	DRAWN HASSELL
DATE APPROVED		HORIZONTAL: PCG20	CHECKED W. GREENSILL
		VERTICAL: AHD71	APPROVED B. HOY
			DATE



